

# LEXINGTON LOCAL SCHOOLS



---

FINANCIAL REPORT  
FOR THE PERIOD ENDING  
APRIL 30, 2026

---

PREPARED BY  
JASON WHITESEL, TREASURER/CFO

Gross Depository Balances:

Richland Bank MMA 5719	\$3,232,777.33
Richland Bank Sweep Acct 3520	\$2,872,301.82
Richland Bank General Acct 0580	\$300,000.00
Richland Bank Anthem Sweep 3523	\$2,386,692.75
Richland Bank EE Benefits 3180	\$0.00
Richland Bank Payroll Acct 9780	\$37,154.53
Richland Bank Athletic Acct 3280	\$1,845.00

Total Depository Balances (Gross)		\$8,830,771.43
-----------------------------------	--	----------------

Adjustments to Bank Balance:

Cash in Transit to Bank	\$4,610.00
Outstanding Checks	(\$189,290.80)
Adjustments:	
Outstanding Vision Adjustment	\$35.94
Municipal Income Tax Deduction	(\$468.16)

Total Adjustments to Bank Balance		(\$185,113.02)
-----------------------------------	--	----------------

Investments:

Treasury Bonds and Notes	\$3,822,140.65
Certificate of Deposits	\$4,158,011.52
Other Securities	\$0.00
Other Investments:	
Richland Bank MMA 5750	\$68,575.10
Richland Bank MMA R252	\$6,451,753.27

Total Investments		\$14,500,480.54
-------------------	--	-----------------

Cash on Hand:

Petty Cash:	
Treasurer's Office	\$100.00
High School	\$50.00
Junior High School	\$50.00
Eastern, Central, Western	\$200.00
Change Cash:	
Athletic Change	\$3,000.00
Junior High School Change	\$0.00
Central Change	\$0.00
Food Service Change	\$276.00
Cash with Fiscal Agent	\$0.00

Total Cash on Hand		\$3,676.00
--------------------	--	------------

Total Balances		\$23,149,814.95
----------------	--	-----------------

Total Fund Balance		\$23,149,814.95
--------------------	--	-----------------

Account Name : Lexington Local SD Managing Agency

## Account Holdings

Account No : 5750

April 01, 2026 through April 30, 2026

Shares / PV	Asset Description		03/31/2026 Beginning Mkt Value	04/30/2026 Ending Cost Basis	04/30/2026 Ending Mkt Value	Unrealized Gain/Loss Cost to Mkt	Projected Annual Int & Divs	Int Div Yield
<b>Money Markets - Taxable</b>								
1,268,575.1	Northern Instl Government Select Portfolio		452,056.31	1,268,575.10	1,268,575.10	0.00	44,762.85	3.53%
<b>Sub Total</b>			<b>452,056.31</b>	<b>1,268,575.10</b>	<b>1,268,575.10</b>	<b>0.00</b>	<b>44,762.85</b>	<b>3.53%</b>
<b>Marketable CDs</b>								
200,000	Morgan Stanley Private Bk N	4.050% 09/30/2026	199,861.56	200,000.00	199,850.54	(149.46)	8,100.00	4.05%
243,000	Bankers Bk Madison WI	4.250% 11/24/2027	244,364.91	243,000.00	244,184.99	1,184.99	10,327.50	4.23%
200,000	Dmb Cmnty Bk Deforest Wis	4.450% 12/06/2027	201,793.70	200,000.00	201,609.58	1,609.58	8,900.00	4.41%
248,000	Merrick Bk South Jordan UT 3	3.900% 03/20/2028	247,993.01	247,332.88	247,799.05	466.17	9,672.00	3.90%
243,000	Discover Bk	4.400% 04/17/2028	245,394.13	243,050.32	245,053.74	2,003.42	10,692.00	4.36%
243,000	Bmo Harris Bk Natl Assn Chi	4.500% 05/16/2028	245,899.67	243,000.00	245,565.69	2,565.69	10,935.00	4.45%
150,000	United Fid Bk Fsb Evansvile	4.500% 06/29/2028	153,876.03	150,000.00	153,620.18	3,620.18	6,750.00	4.39%
248,000	UBS Bk USA Salt Lake City UT	4.100% 02/07/2029	249,076.30	249,097.80	248,974.12	(123.68)	10,168.00	4.08%
243,000	American Express Natl Bk Br	3.750% 09/11/2029	241,238.13	243,000.00	241,089.80	(1,910.20)	9,112.50	3.78%
245,000	Customers Bk Phoenixville PA	3.950% 10/30/2029	244,779.97	245,000.00	244,600.33	(399.67)	9,677.50	3.96%
<b>Sub Total</b>			<b>2,274,277.41</b>	<b>2,263,481.00</b>	<b>2,272,348.02</b>	<b>8,867.02</b>	<b>94,334.50</b>	<b>4.15%</b>
<b>U.S. Treasury Bonds/Notes</b>								
250,000	US Treasury Notes	4.125% 01/31/2027	250,776.37	250,807.48	250,699.22	(108.26)	10,312.50	4.11%
500,000	United States Treas Nts	3.875% 03/31/2027	0.00	500,955.00	500,496.10	(458.90)	19,375.00	3.87%
500,000	US Treasury Notes	3.750% 04/30/2027	0.00	500,244.33	499,798.18	(446.15)	18,750.00	3.75%
300,000	United States Treas Nts	3.250% 06/30/2027	297,890.63	294,000.00	298,054.69	4,054.69	9,750.00	3.27%
500,000	United States Treas Nts	3.875% 07/31/2027	0.00	500,740.00	500,156.25	(583.75)	19,375.00	3.87%
250,000	United States Treas Bds	3.125% 11/15/2028	245,625.00	246,812.50	245,302.74	(1,509.76)	7,812.50	3.18%
250,000	US Treasury Notes	2.375% 05/15/2029	239,316.41	238,437.50	239,042.97	605.47	5,937.50	2.48%
<b>Sub Total</b>			<b>1,033,608.41</b>	<b>2,531,996.81</b>	<b>2,533,550.15</b>	<b>1,553.34</b>	<b>91,312.50</b>	<b>3.60%</b>
<b>U.S. Govt Agy-Exempt State</b>								
300,000	Federal Home Loan Banks	1.125% 09/29/2026	296,142.12	300,038.96	296,768.68	(3,270.28)	3,375.00	1.14%
250,000	Federal Home Loan Banks	1.300% 11/24/2026	245,839.88	249,687.50	246,341.88	(3,345.62)	3,250.00	1.32%
250,000	Federal Farm Cr Bks	3.875% 10/16/2028	249,738.60	249,430.00	249,246.94	(183.06)	9,687.50	3.89%

Account Name : Lexington Local SD Managing Agency

## Account Holdings

Account No : 5750

April 01, 2026 through April 30, 2026

Shares / PV	Asset Description		03/31/2026 Beginning Mkt Value	04/30/2026 Ending Cost Basis	04/30/2026 Ending Mkt Value	Unrealized Gain/Loss Cost to Mkt	Projected Annual Int & Divs	Int Div Yield
250,000	Federal Farm Cr Bks	2.000% 11/01/2029	233,861.57	232,500.00	233,581.94	1,081.94	5,000.00	2.14%
250,000	United States Treas Nts	4.625% 09/30/2030	257,099.61	258,486.71	256,240.24	(2,246.47)	11,562.50	4.51%
<b>Sub Total</b>			<b>1,282,681.78</b>	<b>1,290,143.17</b>	<b>1,282,179.68</b>	<b>(7,963.49)</b>	<b>32,875.00</b>	<b>2.56%</b>
<b>Corporate Bonds - Commercial Paper</b>								
300,000	Albion Cap Corp S A	06/22/2026	0.00	298,335.29	298,294.86	(40.43)	0.00	0.00%
200,000	Dcat Llc	06/24/2026	0.00	198,668.48	198,831.76	163.28	0.00	0.00%
200,000	IFMCPA Commerical Paper	3.841% 08/17/2026	0.00	197,526.75	197,530.67	3.92	0.00	0.00%
<b>Sub Total</b>			<b>0.00</b>	<b>694,530.52</b>	<b>694,657.29</b>	<b>126.77</b>	<b>0.00</b>	<b>0.00%</b>
<b>****Total Investments****</b>			<b>5,042,623.91</b>	<b>8,048,726.60</b>	<b>8,051,310.24</b>	<b>2,583.64</b>	<b>263,284.85</b>	<b>3.27%</b>

Gain or Loss amounts and transactions, as shown, may not reflect the amount to be used for income tax purposes.

Account Name : Lexington Local SD Bond Acct Man Agcy

**Account Holdings**

Account No : R252

April 01, 2026 through April 30, 2026

Shares / PV	Asset Description	03/31/2026 Beginning Mkt Value	04/30/2026 Ending Cost Basis	04/30/2026 Ending Mkt Value	Unrealized Gain/Loss Cost to Mkt	Projected Annual Int & Divs	Int Div Yield
<b>Money Markets - Taxable</b>							
6,451,753.27	Northern Instl Government Select Portfolio	6,626,495.19	6,451,753.27	6,451,753.27	0.00	227,656.11	3.53%
<b>Sub Total</b>		<b>6,626,495.19</b>	<b>6,451,753.27</b>	<b>6,451,753.27</b>	<b>0.00</b>	<b>227,656.11</b>	<b>3.53%</b>
<b>****Total Investments****</b>		<b>6,626,495.19</b>	<b>6,451,753.27</b>	<b>6,451,753.27</b>	<b>0.00</b>	<b>227,656.11</b>	<b>3.53%</b>

Gain or Loss amounts and transactions, as shown, may not reflect the amount to be used for income tax purposes.

**LEXINGTON LOCAL SCHOOLS**  
**INVESTMENT REPORT FOR THE MONTH ENDING**  
**APRIL 30, 2026**

INTEREST EARNED:	THIS MONTH	FISCAL YEAR TO DATE
Richland Bank, General Sweep	\$4,052.37	\$26,005.27
Richland Bank, General MMA	\$15,083.00	\$98,104.42
Richland Bank, Anthem Sweep	\$3,218.30	\$28,871.52
Star Ohio	\$0.00	\$0.00
CDs, Bonds, and other investments	\$12,946.36	\$155,966.37
<b>TOTAL INTEREST RECEIVED</b>	<b>\$35,300.03</b>	<b>\$308,947.58</b>

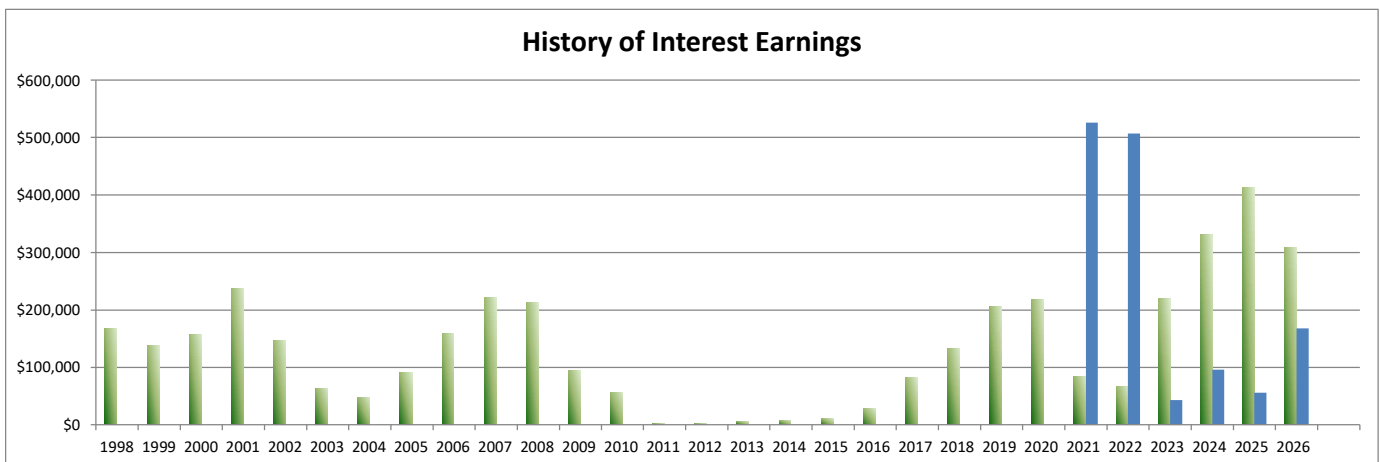
INTEREST EARNED (LEX BOND ACCT)	THIS MONTH	FISCAL YEAR TO DATE
Richland Bank, General Sweep	\$0.00	\$0.00
Richland Bank, General MMA	\$0.00	\$0.00
Richland Bank, Anthem Sweep	\$0.00	\$0.00
Star Ohio	\$0.00	\$0.00
CDs, Bonds, and other investments	\$19,694.09	\$167,775.54
<b>TOTAL INTEREST RECEIVED</b>	<b>\$19,694.09</b>	<b>\$167,775.54</b>

History of Interest Earnings	Fiscal Year	Interest Earnings
	1998	\$ 167,057.52
	1999	\$ 138,113.69
	2000	\$ 157,991.72
	2001	\$ 236,839.79
	2002	\$ 146,052.34
	2003	\$ 63,712.36
	2004	\$ 47,970.95
	2005	\$ 90,719.94
	2006	\$ 158,724.51
	2007	\$ 221,998.86
	2008	\$ 213,660.34
	2009	\$ 95,639.63
	2010	\$ 56,860.22
	2011	\$ 3,001.78
	2012	\$ 3,090.00
	2013	\$ 5,758.97
	2014	\$ 8,349.92
	2015	\$ 11,765.22
	2016	\$ 28,300.22
	2017	\$ 83,194.26
	2018	\$ 133,582.49
	2019	\$ 205,588.68
	2020	\$ 218,228.66
	2021	\$ 85,117.81
	2022	\$ 67,902.15
	2023	\$ 219,800.00
	2024	\$ 331,922.67
	2025	\$ 412,940.22
<b>FISCAL Year To Date</b>	<b>2026</b>	<b>\$308,947.58</b>

Lex Bond Acct Interest Earnings	Fiscal Year	Interest Earnings
	2020	\$526,044.24
	2021	\$507,134.12
	2022	\$43,256.67
	2023	\$96,119.37
	2024	\$41,935.83
	2025	\$55,736.03
<b>FISCAL Year To Date</b>	<b>2026</b>	<b>\$167,775.54</b>

**Total Interest Earnings Lex Bond Acct to Date \$1,438,001.80**

**Total Interest Earnings 1998 to Present \$ 3,922,832.50**



Reporting Period: April 2026 (FY 2026)

5/1/26 2:17 PM

As Of Period: 04/30/2026

**LEXINGTON LOCAL SCHOOLS  
Cash Summary Report**

Full Account Code	Description	Initial Cash	MTD Received	FYTD Received	MTD Expended	FYTD Expended	Fund Balance
001-0000	GENERAL FUND	\$ 6,875,062.66	\$ 1,636,107.06	\$ 25,695,217.39	\$ 2,539,215.86	\$ 24,259,634.69	\$ 8,310,645.36
001-9412	GENERAL BUDGET RESERVE SET- ASIDE-1%/BWC	87,928.97	0.00	0.00	0.00	87,928.97	0.00
002-0000	BOND RETIREMENT FUND	2,534,086.94	193,523.93	3,388,830.62	37,628.31	3,120,310.38	2,802,607.18
002-9025	BOND RETIREMENT FUND - PI TANS	0.00	0.00	397,123.25	0.00	343,790.50	53,332.75
003-0000	PERMANENT IMPROVEMENT FUND	282,920.04	25,087.96	370,159.67	14,296.96	277,862.64	375,217.07
004-0000	LFI BUILDING FUND	575,505.29	1,595.64	16,834.42	0.00	0.00	592,339.71
006-0000	FOOD SERVICE FUND	282,902.69	98,067.65	865,787.32	90,066.90	885,146.76	263,543.25
007-9100	LEXINGTON MINUTEMEN ACADEMIC SCHOLARSHIP FUND	144,694.00	356.67	14,528.32	0.00	8,000.00	151,222.32
007-9800	TERRY McCAMMON SCHOLARSHIP FUND	500.00	0.00	0.00	0.00	0.00	500.00
010-0000	CLASSROOM FACILITIES CONSTRUCTION FUND - LOCAL	3,183,543.00	0.00	0.00	0.00	71,686.67	3,111,856.33
010-9001	CLASSROOM FACILITIES CONSTRUCTION FUND - LOCAL INTEREST	26,889.05	8,705.83	93,051.02	0.00	0.00	119,940.07
010-9900	CLASSROOM FACILITIES CONSTRUCTION FUND - STATE	0.00	859,130.00	4,502,325.00	0.00	1,073,467.94	3,428,857.06
010-9901	CLASSROOM FACILITIES CONSTRUCTION FUND - STATE INTEREST	0.00	9,392.62	57,890.10	0.00	0.00	57,890.10
018-9100	HIGH SCHOOL PRINCIPAL'S FUND	2,188.36	1,969.65	8,276.01	1,620.77	6,702.04	3,762.33
018-9101	HIGH SCHOOL FLOWER FUND	0.00	0.00	202.00	0.00	237.00	(35.00)
018-9102	HIGH SCHOOL ART	100.00	0.00	0.00	0.00	0.00	100.00
018-9103	MERRY MINUTEMEN PBIS	2,837.04	0.00	4,926.74	0.00	5,922.95	1,840.83
018-9200	JUNIOR HIGH PRINCIPAL'S FUND	8,525.86	0.00	600.00	0.00	1,774.69	7,351.17
018-9300	EASTERN PRINCIPAL'S FUND	6,951.31	3,626.60	11,376.80	2,294.40	7,902.19	10,425.92
018-9301	EASTERN ELEMENTARY BOOKFAIR/BOXTOPS FUND	3,438.26	19.00	216.67	0.00	149.66	3,505.27
018-9302	EASTERN ELEMENTARY MATH	1,036.52	0.00	0.00	0.00	0.00	1,036.52
018-9303	EASTERN RUN CLUB	638.15	0.00	1,380.00	0.00	1,251.00	767.15
018-9400	CENTRAL PRINCIPAL'S FUND	194.35	162.00	5,629.04	190.62	3,418.57	2,404.82
018-9401	CENTRAL ELEMENTARY BOOKFAIR FUND	10,111.95	26.80	2,680.41	0.00	1,390.58	11,401.78
018-9402	CENTRAL ELEMENTARY ART	1,899.77	0.00	0.00	0.00	0.00	1,899.77
018-9500	WESTERN PRINCIPAL'S FUND	7,714.79	0.00	2,305.33	0.00	2,637.16	7,382.96
018-9501	WESTERN ELEMENTARY BOOKFAIR/BOXTOPS FUND	4,709.60	0.00	1,449.36	586.38	1,850.44	4,308.52
018-9503	WESTERN ELEMENTARY ART	812.30	0.00	0.00	0.00	0.00	812.30
018-9901	JUNIOR HIGH TEACHER ADVISORY FUND	95.30	0.00	0.00	0.00	12.25	83.05
019-9001	ACADEMIC BOOSTERS GRANTS	769.07	0.00	0.00	0.00	0.00	769.07
019-9121	CENTRAL ELEMENTARY PTO GRANTS	3,101.28	0.00	3,646.46	0.00	0.00	6,747.74
019-9122	EASTERN ELEMENTARY PTO GRANTS	3,754.39	0.00	2,560.08	118.36	241.66	6,072.81

Reporting Period: April 2026 (FY 2026)

5/1/26 2:17 PM

As Of Period: 04/30/2026

**LEXINGTON LOCAL SCHOOLS  
Cash Summary Report**

Full Account Code	Description	Initial Cash	MTD Received	FYTD Received	MTD Expended	FYTD Expended	Fund Balance
019-9123	WESTERN ELEMENTARY PTO GRANTS	\$ 4,490.75	\$ 0.00	\$ 23.27	\$ 0.00	\$ 0.00	\$ 4,514.02
019-9239	COLUMBUS FOUNDATION STEM CLASSROOM GRANT	17.52	0.00	0.00	0.00	0.00	17.52
019-9240	RICH CO FOUND - VEX ROBOTICS	0.00	0.00	1,500.00	0.00	0.00	1,500.00
019-9241	RICH CO FOUND - PATHOLOGIES OF BONES	0.00	0.00	1,208.00	0.00	0.00	1,208.00
019-9242	RICH CO FOUND - MOTIVATING WITH MEASUREMENTS	0.00	0.00	1,091.04	0.00	1,098.92	(7.88)
019-9243	RICH CO FOUND - DAILY READING	0.00	0.00	299.84	0.00	0.00	299.84
019-9301	RICH CO FOUND/SECO ROBOTICS GRANT (HEIMANN)	31.72	0.00	0.00	0.00	0.00	31.72
019-9302	RICH CO RETIRED TEACHERS ASSOC	150.00	0.00	0.00	0.00	0.00	150.00
019-9304	RICHLAND CO RETIRED TEACHERS - HS ENGLISH	200.00	0.00	0.00	0.00	0.00	200.00
019-9306	DIRECTIONS CARES CLASSROOM GRANT	81.21	0.00	0.00	0.00	0.00	81.21
019-9307	RICH CO RETIRED TEACHERS GRANT - JH MATH	0.00	0.00	300.00	0.00	151.92	148.08
019-9308	RICH CO RETIRED TEACHERS GRANT - EASTERN VOCAB	0.00	0.00	397.37	0.00	394.02	3.35
019-9401	MARTHA HOLDEN JENNINGS GRANT	0.94	0.00	0.00	0.00	0.00	0.94
022-9601	OHSAA TOURNAMENT AGENCY FUND	6,250.00	(1,555.00)	4,657.00	0.00	0.00	10,907.00
024-0000	EMPLOYEE BENEFITS FUND FOR MEDICAL/DENTAL	1,454,594.72	501,205.60	5,079,050.49	205,291.77	4,149,666.52	2,383,978.69
034-0000	OFCC PROJECT MAINTENANCE FUND	939,694.13	21,196.05	192,852.66	2,179.76	3,467.12	1,129,079.67
200-9101	HIGH SCHOOL ART CLUB	372.46	0.00	0.00	0.00	0.00	372.46
200-9102	HIGH SCHOOL DRAMA CLUB	32,718.11	8,901.00	9,335.00	2,398.12	6,798.12	35,254.99
200-9103	HIGH SCHOOL MATH CLUB	0.00	0.00	0.00	0.00	105.00	(105.00)
200-9104	HIGH SCHOOL LEADERSHIP COUNCIL	956.20	0.00	2,150.00	796.90	1,066.29	2,039.91
200-9107	HIGH SCHOOL SPANISH CLUB	722.90	0.00	0.00	0.00	0.00	722.90
200-9108	HIGH SCHOOL LEO CLUB	2,460.39	0.00	918.19	0.00	695.09	2,683.49
200-9114	HIGH SCHOOL STUDENT COUNCIL FUND	4,146.97	770.00	4,561.61	377.72	4,307.81	4,400.77
200-9115	HIGH SCHOOL KEY CLUB	123.25	0.00	3,286.25	0.00	3,216.25	193.25
200-9116	HIGH SCHOOL CHESS CLUB	44.46	0.00	0.00	0.00	0.00	44.46
200-9119	HIGH SCHOOL YEARBOOK FUND	33,955.01	115.00	11,985.00	877.69	10,957.00	34,983.01
200-9120	HIGH SCHOOL JOURNALISM FUND	290.44	0.00	0.00	0.00	0.00	290.44
200-9121	HIGH SCHOOL NATIONAL HONOR SOCIETY	3,261.31	0.00	3,120.75	0.00	1,004.51	5,377.55
200-9201	JUNIOR HIGH ART CLUB	2,190.31	0.00	18.00	65.90	665.92	1,542.39
200-9204	JUNIOR HIGH STUDENT COUNCIL FUND	2,226.14	0.00	1,288.50	0.00	1,744.68	1,769.96
200-9205	JUNIOR HIGH LIBRARY CLUB	77.65	0.00	0.00	0.00	0.00	77.65
200-9207	JUNIOR HIGH ROBOTICS FUND	6,527.96	561.00	616.00	0.00	2,875.72	4,268.24
200-9301	EASTERN ELEMENTARY STUDENT	0.00	0.00	1,457.77	0.00	526.07	931.70

2 of 3

Reporting Period: April 2026 (FY 2026)

5/1/26 2:17 PM

As Of Period: 04/30/2026

**LEXINGTON LOCAL SCHOOLS  
Cash Summary Report**

Full Account Code	Description	Initial Cash	MTD Received	FYTD Received	MTD Expended	FYTD Expended	Fund Balance
	ACTIVITY FUND						
200-9302	EASTERN ELEMENTARY ROBOTICS FUND	\$ 575.16	\$ 0.00	\$ 0.00	\$ 0.00	\$ 0.00	\$ 575.16
200-9611	HIGH SCHOOL INFORMED TEENS FUND	562.53	0.00	0.00	0.00	0.00	562.53
200-9612	JUNIOR HIGH INFORMED TEENS FUND	1,767.32	0.00	0.00	0.00	142.70	1,624.62
300-9115	JAZZ BAND	757.62	0.00	0.00	0.00	0.00	757.62
300-9116	CHOIR	682.71	0.00	0.00	0.00	0.00	682.71
300-9206	JUNIOR HIGH PHYS ED DEPARTMENT FUND	3,061.50	0.00	0.00	0.00	0.00	3,061.50
300-9210	JR HIGH INSTRUMENTAL	41.03	0.00	0.00	0.00	0.00	41.03
300-9600	ATHLETIC FUND	842.52	13,356.52	268,877.85	17,097.85	261,118.97	8,601.40
300-9601	ATHLETIC CAPITAL FUND	144,150.66	12,500.00	25,000.00	0.00	0.00	169,150.66
300-9602	ORCHESTRA	213.22	0.00	0.00	0.00	0.00	213.22
300-9603	ELEMENTARY MUSIC	1,572.09	0.00	0.00	0.00	0.00	1,572.09
300-9605	BAND	232.95	0.00	0.00	0.00	0.00	232.95
451-9026	DATA COMMUNICATION FUND	0.00	0.00	10,291.40	0.00	9,000.00	1,291.40
516-9026	IDEA PART B GRANTS	0.00	53,498.92	524,984.62	52.69	525,371.98	(387.36)
572-9025	TITLE I DISADVANTAGED CHILDREN	(18,247.69)	0.00	30,128.30	0.00	11,880.61	0.00
572-9026	TITLE I DISADVANTAGED CHILDREN	0.00	29,625.19	248,125.45	29,602.57	250,851.77	(2,726.32)
584-9026	TITLE IV, PART A, STUDENT SUPPORT AND ACADEMIC ENRICHMENT PROGRAMS	0.00	26,143.93	26,143.93	0.00	26,143.93	0.00
584-9924	STRONGER CONNECTIONS GRANT	0.00	12,980.98	12,980.98	0.00	12,980.98	0.00
587-9026	IDEA PRESCHOOL-HANDICAPPED	0.00	8,833.22	12,829.00	(805.35)	12,829.00	0.00
590-9026	IMPROVING TEACHER QUALITY	0.00	6,052.87	66,555.39	0.00	67,542.19	(986.80)
<b>Grand Total</b>		<b>\$ 16,684,707.11</b>	<b>\$ 3,531,956.69</b>	<b>\$ 41,993,029.67</b>	<b>\$ 2,943,954.18</b>	<b>\$ 35,527,921.83</b>	<b>\$ 23,149,814.95</b>

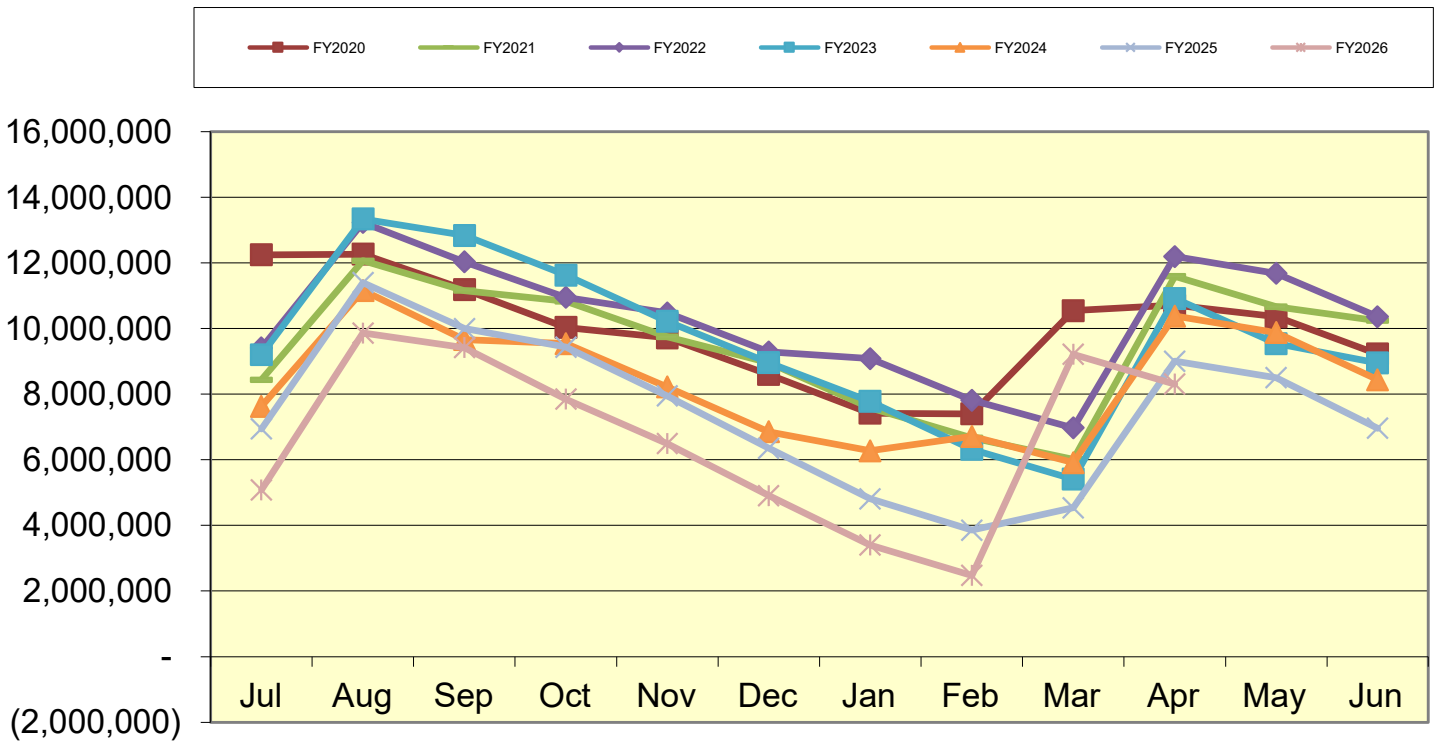
**LEXINGTON LOCAL SCHOOL DISTRICT  
GENERAL FUND ONLY 2025-2026  
SUMMARY OF RECEIPTS AND EXPENDITURES - FINANCIAL FORECAST FORMAT**

LINE	DESCRIPTION	4/30/2026	FISCAL YEAR TO DATE Estimate	FISCAL YEAR TO DATE Actual	VARIANCE Estimate vs. Actual	PERCENT of VARIANCE
<b>LINE 7.010</b>	<b>BEGINNING CASH BALANCE</b>			<b>\$ 6,962,992</b>		
<b>REVENUES</b>						
LINE 1.010	Real Estate Tax	\$ 13,968,473	\$ 14,715,677	\$ 747,204	5.35%	
LINE 1.020	Personal Property Tax	\$ 1,180,393	\$ 1,103,734	(\$76,659)	-6.49%	
LINE 1.030	Income Tax	\$ -	\$ -	\$0		
LINE 1.035	State Funding	\$ 7,505,174	\$ 7,505,929	\$755	0.01%	
LINE 1.040	Career Tech / Economic Disadv.	\$ 470,141	\$ 391,036	(\$79,105)	-16.83%	
LINE 1.050	State Reimb for Property Tax Credits	\$ 1,035,200	\$ 1,035,520	\$320	0.03%	
LINE 1.060	Other Operating Revenue	\$ 833,000	\$ 938,147	\$105,147	12.62%	
LINE 1.070	<b>TOTAL REVENUE</b>	<b>\$ 24,992,381</b>	<b>\$ 25,690,043</b>	<b>\$697,662</b>	<b>2.79%</b>	
<b>EXPENSES</b>						
LINE 2.01	Proceeds from Notes	\$ -	\$ -	\$0		
LINE 2.04	Transfers In	\$ -	\$ -	\$0		
LINE 2.050	Advances In	\$ -	\$ -	\$0		
LINE 2.060	Other Financing Sources	\$ -	\$ 5,174	\$5,174	100.00%	
LINE 2.070	<b>TOTAL OTHER SOURCES</b>	<b>\$ -</b>	<b>\$ 5,174</b>	<b>\$5,174</b>	<b>100.00%</b>	
<b>LINE 2.080</b>	<b>TOTAL REVENUES &amp; Sources</b>	<b>\$ 24,992,381</b>	<b>\$ 25,695,217</b>	<b>\$702,836</b>	<b>2.81%</b>	
<b>EXPENSES</b>						
LINE 3.010	Salaries	\$ 13,160,359	\$ 12,900,812	\$259,547	1.97%	
LINE 3.020	Retirement and Benefits	\$ 6,608,220	\$ 6,416,591	\$191,629	2.90%	
LINE 3.030	Purchased Services	\$ 3,704,633	\$ 3,801,162	(\$96,529)	-2.61%	
LINE 3.040	Supplies and Materials	\$ 1,121,093	\$ 820,738	\$300,355	26.79%	
LINE 3.050	Capital Outlay and Equipment	\$ 61,590	\$ 8,964	\$52,626	85.45%	
LINE 3.06	INTERGOVERNMENTAL	\$ -	\$ -	\$0		
LINE 4.020	DEBT SERVICE - Notes	\$ -	\$ -	\$0		
LINE 4.060	DEBT SERVICE - Interest charges	\$ -	\$ -	\$0		
LINE 4.300	Other Objects	\$ 360,046	\$ 399,298	(\$39,252)	-10.90%	
LINE 4.500	<b>TOTAL EXPENDITURES</b>	<b>\$ 25,015,941</b>	<b>\$ 24,347,565</b>	<b>\$668,376</b>	<b>2.67%</b>	
LINE 5.00	TRANSFERS OUT	\$ -	\$ -	\$0		
LINE 5.02	ADVANCES OUT	\$ -	\$ -	\$0		
LINE 5.03	ALL OTHER USES	\$ -	\$ -	\$0		
LINE 5.040	<b>TOTAL OTHER USES</b>	<b>\$ -</b>	<b>\$ -</b>	<b>\$0</b>		
<b>LINE 5.050</b>	<b>TOTAL EXPENDITURES &amp; USES</b>	<b>\$ 25,015,941</b>	<b>\$ 24,347,565</b>	<b>\$668,376</b>	<b>2.67%</b>	
		Estimate	Actual	Variance		
<b>LINE 6.010</b>	<b>REVENUES OVER EXPENSES</b>	<b>\$ (23,560)</b>	<b>\$ 1,347,652</b>	<b>\$1,371,212</b>		
<b>LINE 7.020</b>	<b>ENDING CASH BALANCE</b>	<b>\$ 6,939,432</b>	<b>\$ 8,310,644</b>	<b>\$1,371,212</b>		
	Less Reserves	\$ -	\$ -	\$ -		
LINE 8.010	Less Outstanding Encumbrances	\$ (1,000,000)	\$ (1,347,654)	\$ (347,654)	34.77%	
<b>LINE 15.010</b>	<b>Unreserved Fund Balance</b>	<b>\$ 5,939,432</b>	<b>\$ 6,962,990</b>	<b>\$1,023,558</b>	<b>17.23%</b>	
		Estimate	Actual	Benchmark Yr. End		
	Salaries/Benefits as % of Revenue	79.1%	75.2%	80.1% or below		
	<b>True Days Cash - Calendar Days on which can operate</b>	<b>72</b>	<b>87</b>	<b>90 or above optimal</b>		

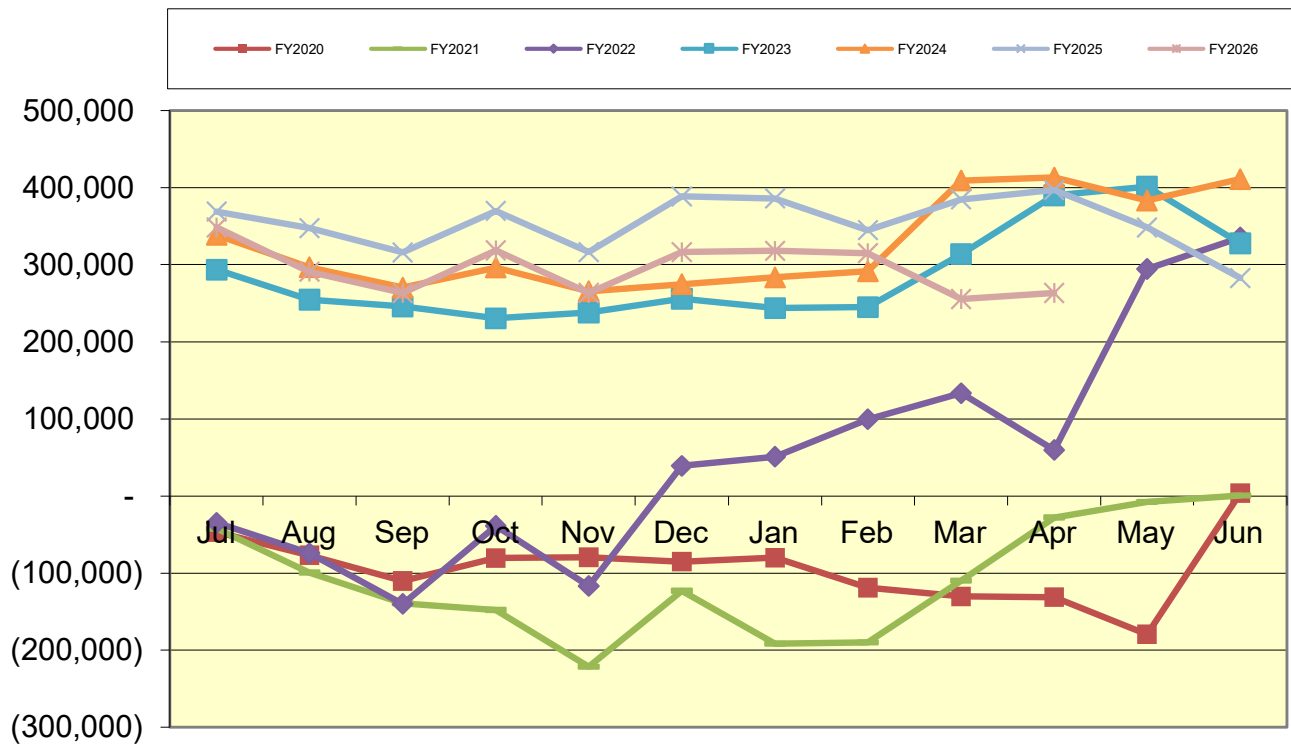
**LEXINGTON LOCAL SCHOOLS**  
**Spending Plan Summary**

ODE Line Number	Monthly Estimate	Monthly Actual	Monthly Difference	FYTD Estimate	FYTD Actual	FYTD Difference
01.010 General Property (Real Estate)	\$ 4,867,633.00	\$ 155,787.68	\$ (4,711,845.32)	\$ 13,968,473.00	\$ 14,715,677.10	\$ 747,204.10
01.020 Tangible Personal Property Tax	616,893.00	540,157.64	(76,735.36)	1,180,393.00	1,103,733.82	(76,659.18)
01.030 Income Tax	0.00	0.00	0.00	0.00	0.00	0.00
01.035 Unrestricted Grants-in-Aid	721,000.00	720,321.65	(678.35)	7,505,174.00	7,505,928.73	754.73
01.040 Restricted Grants-in-Aid	76,000.00	36,921.25	(39,078.75)	470,141.00	391,036.28	(79,104.72)
01.045 Restricted Federal Grants-in-Aid - SFSF	0.00	0.00	0.00	0.00	0.00	0.00
01.050 State Reimbursement for Property Tax Credits	0.00	0.00	0.00	1,035,200.00	1,035,520.03	320.03
01.060 All Other Operating Revenue	102,000.00	182,918.84	80,918.84	833,000.00	938,147.30	105,147.30
01.070 Total Revenue	6,383,526.00	1,636,107.06	(4,747,418.94)	24,992,381.00	25,690,043.26	697,662.26
02.010 Proceeds from Sale of Notes	0.00	0.00	0.00	0.00	0.00	0.00
02.020 State Emergency Loans & Advancements (Approved)	0.00	0.00	0.00	0.00	0.00	0.00
02.040 Operating Transfers-In	0.00	0.00	0.00	0.00	0.00	0.00
02.050 Advances-In	0.00	0.00	0.00	0.00	0.00	0.00
02.060 All Other Financial Sources	0.00	0.00	0.00	0.00	5,174.13	5,174.13
02.070 Total Other Financing Sources	0.00	0.00	0.00	0.00	5,174.13	5,174.13
02.080 Total Revenues and Other Financing Sources	6,383,526.00	1,636,107.06	(4,747,418.94)	24,992,381.00	25,695,217.39	702,836.39
03.010 Personal Services	1,390,000.00	1,250,060.28	(139,939.72)	13,160,359.00	12,900,811.85	(259,547.15)
03.020 Employees' Retirement/Insurance Benefits	740,000.00	622,331.58	(117,668.42)	6,608,220.00	6,416,590.91	(191,629.09)
03.030 Purchased Services	360,000.00	391,724.25	31,724.25	3,704,633.00	3,801,161.66	96,528.66
03.040 Supplies and Materials	95,000.00	73,527.56	(21,472.44)	1,121,093.00	820,738.05	(300,354.95)
03.050 Capital Outlay	7,000.00	0.00	(7,000.00)	61,590.00	8,963.68	(52,626.32)
03.060 Intergovernmental	0.00	0.00	0.00	0.00	0.00	0.00
04.010 Debt Service: All Principal (Historical)	0.00	0.00	0.00	0.00	0.00	0.00
04.020 Debt Service: Principal-Notes	0.00	0.00	0.00	0.00	0.00	0.00
04.030 Debt Service: Principal - State Loans	0.00	0.00	0.00	0.00	0.00	0.00
04.040 Debt Service: Principal - State Advancements	0.00	0.00	0.00	0.00	0.00	0.00
04.050 Debt Service: Principal - HB 264 Loans	0.00	0.00	0.00	0.00	0.00	0.00
04.055 Debt Service: Principal - Other	0.00	0.00	0.00	0.00	0.00	0.00
04.060 Debt Service: Interest and Fiscal Charges	0.00	0.00	0.00	0.00	0.00	0.00
04.300 Other Objects	116,947.00	201,572.19	84,625.19	360,046.00	399,297.51	39,251.51
04.500 Total Expenditures	2,708,947.00	2,539,215.86	(169,731.14)	25,015,941.00	24,347,563.66	(668,377.34)
05.010 Operational Transfers - Out	0.00	0.00	0.00	0.00	0.00	0.00
05.020 Advances - Out	0.00	0.00	0.00	0.00	0.00	0.00
05.030 All Other Financing Uses	0.00	0.00	0.00	0.00	0.00	0.00
05.040 Total Other Financing Uses	0.00	0.00	0.00	0.00	0.00	0.00
05.050 Total Expenditure and Other Financing Uses	2,708,947.00	2,539,215.86	(169,731.14)	25,015,941.00	24,347,563.66	(668,377.34)
06.010 Excess Rev & Oth Financing Sources over(under) Exp & Oth F	3,674,579.00	(903,108.80)	(4,577,687.80)	(23,560.00)	1,347,653.73	1,371,213.73
07.010 Cash Balance-July1 -Excluding Proposed Renew/Replace & New	0.00	9,213,754.16	9,213,754.16	6,962,991.63	6,962,991.63	0.00
07.020 Cash Balance June 30	3,674,579.00	8,310,645.36	4,636,066.36	6,939,431.63	8,310,645.36	1,371,213.73
08.010 Estimated Encumbrances June 30	(300,000.00)	1,342,346.01	1,642,346.01	1,000,000.00	1,342,346.01	342,346.01

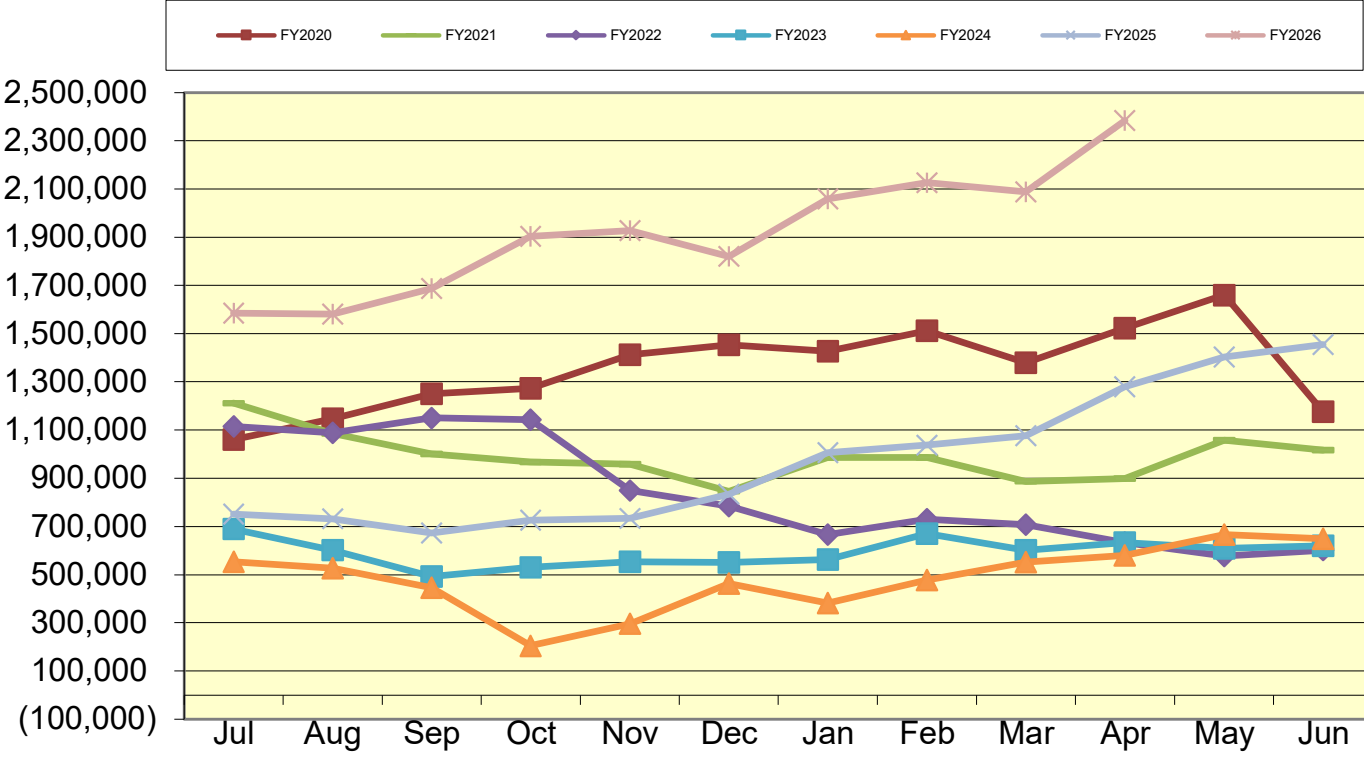
## Lexington Local Schools General Fund Cash Balance



### Lexington Local Schools Food Service Fund Cash Balance



### Lexington Local Schools Employee Benefits Fund Cash Balance



**Lexington Local Schools**

**Permanent Improvement Fund  
4/30/2026**

	Budgeted Amount	Actual Fiscal Year Expended	Current Encumbrances	Expenses / Encumbrances Over/Under Estimate	Remaining Estimated PI Project Costs																																										
<b>Instruction and Administration</b>																																															
Western Elementary Equipment/Materials	\$ 5,000.00	\$ -	\$ -	\$5,000.00	\$5,000.00																																										
Eastern Elementary Equipment/Materials	\$ 5,000.00	\$ -	\$ -	\$5,000.00	\$5,000.00																																										
Central Elementary Equipment/Materials	\$ 5,000.00	\$ -	\$ -	\$5,000.00	\$5,000.00																																										
Central Music Equipment	\$ 1,500.00	\$ -	\$ -	\$1,500.00	\$1,500.00																																										
Preschool Equipment/Materials	\$ 5,500.00	\$ -	\$ -	\$5,500.00	\$5,500.00																																										
<b>Maintenance/Security</b>																																															
JH Gym	\$ 7,000.00	\$ 6,950.88	\$ -	\$49.12	\$49.12																																										
<b>Transportation</b>																																															
New bus	\$ 135,130.00	\$ 134,949.00	\$ -	\$181.00	\$0.00																																										
New van	\$ 37,399.00	\$ 37,399.00	\$ -	\$0.00	\$0.00																																										
<b>Technology</b>																																															
Computers, servers, tech equip., etc.	\$ 185,000.00	\$ 20,298.28	\$ 120,044.19	\$44,657.53	\$44,657.53																																										
<b>Food Service</b>																																															
Food Service Equipment	\$ -	\$ -	\$ -	\$0.00	\$0.00																																										
<b>Athletics and Student Activities</b>																																															
HS Athletics Equipment	\$ 85,000.00	\$ 63,843.00	\$ 17,540.00	\$3,617.00	\$3,617.00																																										
<b>Fees</b>																																															
Tax Collection Fees	\$ 15,000.00	\$ 14,422.48	\$ -	\$577.52	\$577.52																																										
<b>Debt Repayment</b>																																															
Tax Anticipation Notes (Fund 002)	\$ 397,123.25	\$ -	\$ -	\$397,123.25	\$397,123.25																																										
<b>Totals</b>																																															
	\$ 883,652.25	\$ 277,862.64	\$ 137,584.19	\$71,082.17	\$70,901.17																																										
<b>Total Budgeted</b>	<u>\$ 883,652.25</u>																																														
<table border="1"> <tr> <td>Actual Cash Balance 7/1/25</td> <td>\$ 282,920.04</td> <td></td> <td></td> <td></td> <td></td> </tr> <tr> <td>Revenues FY26 - Taxes from levy</td> <td>\$ 767,282.92</td> <td></td> <td></td> <td></td> <td></td> </tr> <tr> <td>Less: Tax Anticipation Note Obligation</td> <td>(\$397,123.25)</td> <td></td> <td></td> <td></td> <td></td> </tr> <tr> <td>Expenditures FY26</td> <td>\$ (277,862.64)</td> <td></td> <td></td> <td></td> <td></td> </tr> <tr> <td>Current Cash Balance</td> <td>\$375,217.07</td> <td></td> <td></td> <td></td> <td></td> </tr> <tr> <td>Current Encumbrances</td> <td>\$ (137,584.19)</td> <td></td> <td></td> <td></td> <td></td> </tr> <tr> <td><b>Available Balance</b></td> <td><b>\$237,632.88</b></td> <td></td> <td></td> <td></td> <td></td> </tr> </table>						Actual Cash Balance 7/1/25	\$ 282,920.04					Revenues FY26 - Taxes from levy	\$ 767,282.92					Less: Tax Anticipation Note Obligation	(\$397,123.25)					Expenditures FY26	\$ (277,862.64)					Current Cash Balance	\$375,217.07					Current Encumbrances	\$ (137,584.19)					<b>Available Balance</b>	<b>\$237,632.88</b>				
Actual Cash Balance 7/1/25	\$ 282,920.04																																														
Revenues FY26 - Taxes from levy	\$ 767,282.92																																														
Less: Tax Anticipation Note Obligation	(\$397,123.25)																																														
Expenditures FY26	\$ (277,862.64)																																														
Current Cash Balance	\$375,217.07																																														
Current Encumbrances	\$ (137,584.19)																																														
<b>Available Balance</b>	<b>\$237,632.88</b>																																														
<table border="1"> <tr> <td>Remaining Estimated Revenues FY26 - Taxes from levy</td> <td>\$ -</td> <td></td> <td></td> <td></td> <td></td> </tr> <tr> <td>Less: Remaining Estimated PI Project Costs</td> <td>(\$70,901.17)</td> <td></td> <td></td> <td></td> <td></td> </tr> <tr> <td><b>6/30/26 Estimated Unencumbered Carryover</b></td> <td><b>\$ 166,731.71</b></td> <td></td> <td></td> <td></td> <td></td> </tr> </table>						Remaining Estimated Revenues FY26 - Taxes from levy	\$ -					Less: Remaining Estimated PI Project Costs	(\$70,901.17)					<b>6/30/26 Estimated Unencumbered Carryover</b>	<b>\$ 166,731.71</b>																												
Remaining Estimated Revenues FY26 - Taxes from levy	\$ -																																														
Less: Remaining Estimated PI Project Costs	(\$70,901.17)																																														
<b>6/30/26 Estimated Unencumbered Carryover</b>	<b>\$ 166,731.71</b>																																														

Lexington Local Schools

**Food Service Fund 2025-26 vs. 2024-2025 vs. 2023-2024**

							Beginning Balance 7/1/25	\$ 282,903
<b>2025-2026 Through 4/30/26</b>								
<i>Revenues</i>	District-Wide	HS/JH	Junior High	Eastern	Central	Western	<b>Total</b>	
Student Type A, Ezpay, Misc	\$ -	\$ 138,379	\$ -	\$ 59,266	\$ 38,887	\$ 41,951	\$ 278,483	
Student Break, Milk & A La Carte	\$ -	\$ 107,921	\$ -	\$ 13,285	\$ 2,604	\$ 4,333	\$ 128,143	
Adult & Misc revenues	\$ 14,164	\$ 5,817	\$ -	\$ 972	\$ 19	\$ 190	\$ 21,162	
State Reimb	\$ -	\$ 5,210	\$ -	\$ 2,726	\$ 2,313	\$ 2,289	\$ 12,538	
Federal Reimb	\$ -	\$ 171,238	\$ -	\$ 111,296	\$ 76,612	\$ 66,316	\$ 425,462	
Transfer In	\$ -	\$ -	\$ -	\$ -	\$ -	\$ -	\$ -	
<b>Total Revenues</b>	<b>\$ 14,164</b>	<b>\$ 428,565</b>	<b>\$ -</b>	<b>\$ 187,545</b>	<b>\$ 120,435</b>	<b>\$ 115,079</b>	<b>\$ 865,788</b>	
<i>Expenses</i>								
Wages	\$ 46,111	\$ 141,055	\$ -	\$ 58,466	\$ 46,734	\$ 37,672	\$ 330,038	
Severance	\$ 27,222	\$ -	\$ -	\$ -	\$ -	\$ -	\$ 27,222	
Retirement	\$ 11,457	\$ 23,251	\$ -	\$ 10,920	\$ 8,636	\$ 6,592	\$ 60,856	
Medical	\$ 10,462	\$ 81,376	\$ -	\$ -	\$ 8,683	\$ 18,892	\$ 119,413	
Life, Dent, MC, WC	\$ 1,756	\$ 5,152	\$ -	\$ 997	\$ 1,283	\$ 1,556	\$ 10,744	
Purch Serv, Repairs, Phone, Post	\$ 4,853	\$ 7,584	\$ -	\$ 2,084	\$ 3,986	\$ 599	\$ 19,106	
Supplies	\$ 7,360	\$ -	\$ -	\$ -	\$ -	\$ -	\$ 7,360	
Food Costs	\$ -	\$ 169,547	\$ -	\$ 94,722	\$ 22,096	\$ 24,044	\$ 310,409	
Equipment	\$ -	\$ -	\$ -	\$ -	\$ -	\$ -	\$ -	
Other Costs	\$ -	\$ -	\$ -	\$ -	\$ -	\$ -	\$ -	
<b>Total Expenses</b>	<b>\$ 109,221</b>	<b>\$ 427,965</b>	<b>\$ -</b>	<b>\$ 167,189</b>	<b>\$ 91,418</b>	<b>\$ 89,355</b>	<b>\$ 885,148</b>	
<b>Net Gain (Loss)</b>	<b>\$ (95,057)</b>	<b>\$ 600</b>	<b>\$ -</b>	<b>\$ 20,356</b>	<b>\$ 29,017</b>	<b>\$ 25,724</b>	<b>\$ (19,360)</b>	
							<b>Ending Cash Balance 4/30/26</b>	<b>\$ 263,543</b>

							Beginning Balance 7/1/24	\$ 411,050
<b>2024-2025 Through 4/30/25</b>								
<i>Revenues</i>	District-Wide	HS/JH	Junior High	Eastern	Central	Western	<b>Total</b>	
Student Type A, Ezpay, Misc	\$ -	\$ 147,427	\$ -	\$ 61,470	\$ 47,876	\$ 39,940	\$ 296,713	
Student Break, Milk & A La Carte	\$ -	\$ 101,476	\$ -	\$ 11,184	\$ 5,206	\$ 4,263	\$ 122,129	
Adult & Misc revenues	\$ 19,781	\$ 6,879	\$ -	\$ 958	\$ 164	\$ 259	\$ 28,041	
State Reimb	\$ -	\$ 6,217	\$ -	\$ 3,109	\$ 3,109	\$ 3,109	\$ 15,544	
Federal Reimb	\$ -	\$ 149,696	\$ -	\$ 86,784	\$ 72,552	\$ 52,901	\$ 361,933	
Transfer In	\$ -	\$ -	\$ -	\$ -	\$ -	\$ -	\$ -	
<b>Total Revenues</b>	<b>\$ 19,781</b>	<b>\$ 411,695</b>	<b>\$ -</b>	<b>\$ 163,505</b>	<b>\$ 128,907</b>	<b>\$ 100,472</b>	<b>\$ 824,360</b>	
<i>Expenses</i>								
Wages	\$ 47,586	\$ 128,926	\$ -	\$ 54,241	\$ 46,350	\$ 36,500	\$ 313,603	
Severance	\$ -	\$ -	\$ -	\$ -	\$ -	\$ -	\$ -	
Retirement	\$ 11,800	\$ 24,321	\$ -	\$ 10,097	\$ 8,810	\$ 6,406	\$ 61,434	
Medical	\$ 10,155	\$ 75,729	\$ -	\$ -	\$ 8,444	\$ 18,372	\$ 112,700	
Life, Dent, MC, WC	\$ 1,377	\$ 4,974	\$ -	\$ 949	\$ 1,290	\$ 1,528	\$ 10,118	
Purch Serv, Repairs, Phone, Post	\$ 5,428	\$ 3,191	\$ -	\$ 335	\$ 3,071	\$ 996	\$ 13,021	
Supplies	\$ 15,475	\$ -	\$ -	\$ -	\$ -	\$ -	\$ 15,475	
Food Costs	\$ -	\$ 164,398	\$ -	\$ 90,920	\$ 30,370	\$ 26,326	\$ 312,014	
Equipment	\$ -	\$ -	\$ -	\$ -	\$ -	\$ -	\$ -	
Other Costs	\$ -	\$ -	\$ -	\$ -	\$ -	\$ -	\$ -	
<b>Total Expenses</b>	<b>\$ 91,821</b>	<b>\$ 401,539</b>	<b>\$ -</b>	<b>\$ 156,542</b>	<b>\$ 98,335</b>	<b>\$ 90,128</b>	<b>\$ 838,365</b>	
<b>Net Gain (Loss)</b>	<b>\$ (72,040)</b>	<b>\$ 10,156</b>	<b>\$ -</b>	<b>\$ 6,963</b>	<b>\$ 30,572</b>	<b>\$ 10,344</b>	<b>\$ (14,005)</b>	
							<b>Ending Cash Balance 4/30/25</b>	<b>\$ 397,045</b>

							Beginning Balance 7/1/23	\$ 327,645
<b>2023-2024 Through 4/30/24</b>								
<i>Revenues</i>	District-Wide	HS/JH	Junior High	Eastern	Central	Western	<b>Total</b>	
Student Type A, Ezpay, Misc	\$ -	\$ 154,749	\$ -	\$ 62,723	\$ 48,579	\$ 46,576	\$ 312,627	
Student Break, Milk & A La Carte	\$ -	\$ 96,608	\$ -	\$ 9,426	\$ 6,214	\$ 4,535	\$ 116,783	
Adult & Misc revenues	\$ 12,168	\$ 5,895	\$ -	\$ 777	\$ 641	\$ 301	\$ 19,782	
State Reimb	\$ -	\$ -	\$ -	\$ -	\$ -	\$ -	\$ -	
Federal Reimb	\$ -	\$ 190,907	\$ -	\$ 110,941	\$ 85,644	\$ 81,901	\$ 469,393	
Transfer In	\$ -	\$ -	\$ -	\$ -	\$ -	\$ -	\$ -	
<b>Total Revenues</b>	<b>\$ 12,168</b>	<b>\$ 448,159</b>	<b>\$ -</b>	<b>\$ 183,867</b>	<b>\$ 141,078</b>	<b>\$ 133,313</b>	<b>\$ 918,585</b>	
<i>Expenses</i>								
Wages	\$ 46,200	\$ 126,925	\$ -	\$ 69,731	\$ 40,236	\$ 35,067	\$ 318,159	
Severance	\$ -	\$ 5,137	\$ -	\$ -	\$ 684	\$ -	\$ 5,821	
Retirement	\$ 11,418	\$ 24,392	\$ -	\$ 11,773	\$ 6,571	\$ 5,763	\$ 59,917	
Medical	\$ 9,520	\$ 68,498	\$ -	\$ -	\$ 11,272	\$ 17,223	\$ 106,513	
Life, Dent, MC, WC	\$ 1,160	\$ 4,355	\$ -	\$ 978	\$ 1,019	\$ 1,266	\$ 8,778	
Purch Serv, Repairs, Phone, Post	\$ 2,843	\$ 360	\$ -	\$ 1,112	\$ 678	\$ 335	\$ 5,328	
Supplies	\$ 11,230	\$ -	\$ -	\$ -	\$ -	\$ -	\$ 11,230	
Food Costs	\$ -	\$ 167,153	\$ -	\$ 96,758	\$ 25,297	\$ 26,673	\$ 315,881	
Equipment	\$ 1,363	\$ -	\$ -	\$ -	\$ -	\$ -	\$ 1,363	
Other Costs	\$ -	\$ -	\$ -	\$ -	\$ -	\$ -	\$ -	
<b>Total Expenses</b>	<b>\$ 83,734</b>	<b>\$ 396,820</b>	<b>\$ -</b>	<b>\$ 180,352</b>	<b>\$ 85,757</b>	<b>\$ 86,327</b>	<b>\$ 832,990</b>	
<b>Net Gain (Loss)</b>	<b>\$ (71,566)</b>	<b>\$ 51,339</b>	<b>\$ -</b>	<b>\$ 3,515</b>	<b>\$ 55,321</b>	<b>\$ 46,986</b>	<b>\$ 85,595</b>	
							<b>Ending Cash Balance 4/30/24</b>	<b>\$ 413,240</b>

## LEXINGTON LOCAL SCHOOLS Disbursement Summary Report

Reference Number	Check Number	Type	Date	Name	Vendor #	Status	Reconcile Date	Void Date	Amount
50709	102366	ACCOUNTS_P AYABLE	4/6/2026	ACE ELECTRICAL SERVICES	14366	RECONCILED	4/14/2026		\$ 114.70
50701	102367	ACCOUNTS_P AYABLE	4/6/2026	ALFRED NICKLES BAKERY	613	RECONCILED	4/14/2026		2,119.82
50711	102368	ACCOUNTS_P AYABLE	4/6/2026	AMAZON CAPITAL SERVICES	13575	RECONCILED	4/14/2026		442.88
50712	102369	ACCOUNTS_P AYABLE	4/6/2026	CARDINAL BUS SALES & SERVICE	6515	RECONCILED	4/14/2026		2,872.00
50702	102370	ACCOUNTS_P AYABLE	4/6/2026	COLE DISTRIBUTIN G	9752	RECONCILED	4/13/2026		10,612.76
50714	102371	ACCOUNTS_P AYABLE	4/6/2026	CONSTRUCTI ON AID LLC	14394	RECONCILED	4/15/2026		330.00
50708	102372	ACCOUNTS_P AYABLE	4/6/2026	FRIENDLY WHOLESALE COMPANY	14360	RECONCILED	4/16/2026		147.91
50710	102373	ACCOUNTS_P AYABLE	4/6/2026	GARDINER	13117	RECONCILED	4/14/2026		2,295.45
50700	102374	ACCOUNTS_P AYABLE	4/6/2026	HD SUPPLY FACILITIES	6504	RECONCILED	4/13/2026		252.19
50703	102375	ACCOUNTS_P AYABLE	4/6/2026	HILL INTERNATIO NAL TRUCKS	14024	RECONCILED	4/14/2026		1,961.52
50713	102376	ACCOUNTS_P AYABLE	4/6/2026	HILLYARD OHIO	13569	RECONCILED	4/15/2026		597.73
50704	102377	ACCOUNTS_P AYABLE	4/6/2026	KELL ACE HARDWARE	8329	RECONCILED	4/21/2026		12.99
50707	102378	ACCOUNTS_P AYABLE	4/6/2026	MENARDS	10810	RECONCILED	4/14/2026		208.67
50715	102379	ACCOUNTS_P AYABLE	4/6/2026	NETWORK SERVICES COMPANY	10101	OUTSTANDIN G			54.40
50706	102380	ACCOUNTS_P AYABLE	4/6/2026	SC STRATEGIC SOLUTIONS LLC	12178	RECONCILED	4/14/2026		235.86
50705	102381	ACCOUNTS_P AYABLE	4/6/2026	SIESEL DISTRIBUTIN G	10297	RECONCILED	4/16/2026		2,795.79
50716	102382	ACCOUNTS_P AYABLE	4/8/2026	LETTERS OF LOVE	14397	OUTSTANDIN G			338.00
50719	102383	ACCOUNTS_P AYABLE	4/9/2026	AMAZON CAPITAL SERVICES	13575	RECONCILED	4/16/2026		1,014.14
50724	102384	ACCOUNTS_P AYABLE	4/9/2026	AMERICAN EXPRESS	10314	RECONCILED	4/13/2026		3,607.14
50734	102385	ACCOUNTS_P AYABLE	4/9/2026	HEALTHCAR E BILLING SERVICES	11018	RECONCILED	4/14/2026		143.09
50723	102386	ACCOUNTS_P AYABLE	4/9/2026	HOME DEPOT	7549	RECONCILED	4/20/2026		1,244.09
50717	102387	ACCOUNTS_P AYABLE	4/9/2026	KELL ACE HARDWARE	8329	RECONCILED	4/21/2026		84.89
50727	102388	ACCOUNTS_P AYABLE	4/9/2026	MG ENERGY, INC	14393	RECONCILED	4/13/2026		620.00
50718	102389	ACCOUNTS_P AYABLE	4/9/2026	MID-OHIO ED. SERVICE CENTER	69	RECONCILED	4/13/2026		45.00
50722	102390	ACCOUNTS_P AYABLE	4/9/2026	NAPA	13723	RECONCILED	4/14/2026		816.32
50721	102391	ACCOUNTS_P AYABLE	4/9/2026	NYTE FLYTE ENTERTAIN	12059	RECONCILED	4/14/2026		295.00

## LEXINGTON LOCAL SCHOOLS Disbursement Summary Report

Reference Number	Check Number	Type	Date	Name	Vendor #	Status	Reconcile Date	Void Date	Amount
50730	102392	ACCOUNTS_P AYABLE	4/9/2026	MENT ONWARD PEDIATRIC THERAPIES, LLC	14392	RECONCILED	4/20/2026		\$ 180.00
50732	102393	ACCOUNTS_P AYABLE	4/9/2026	QUENCH USA INC	9919	RECONCILED	4/16/2026		53.59
50733	102394	ACCOUNTS_P AYABLE	4/9/2026	SAM'S CLUB DIRECT	5566	RECONCILED	4/16/2026		395.08
50726	102395	ACCOUNTS_P AYABLE	4/9/2026	SCHOOL PRIDE	11128	RECONCILED	4/14/2026		288.00
50728	102396	ACCOUNTS_P AYABLE	4/9/2026	SCHOOL SPECIALTY	6538	RECONCILED	4/24/2026		31.84
50731	102397	ACCOUNTS_P AYABLE	4/9/2026	SIESEL DISTRIBUTIN G	10297	RECONCILED	4/16/2026		231.48
50735	102398	ACCOUNTS_P AYABLE	4/9/2026	STACY DAVIS	7512	RECONCILED	4/29/2026		42.55
50729	102399	ACCOUNTS_P AYABLE	4/9/2026	STANTON SHEET MUSIC	22	RECONCILED	4/14/2026		144.40
50725	102400	ACCOUNTS_P AYABLE	4/9/2026	TRUCKPRO, LLC	13887	RECONCILED	4/15/2026		317.80
50736	102401	ACCOUNTS_P AYABLE	4/9/2026	VALERIE FRAIZER	11463	RECONCILED	4/16/2026		65.90
50720	102402	ACCOUNTS_P AYABLE	4/9/2026	VILLAGE OF LEXINGTON	704	RECONCILED	4/15/2026		4,321.28
50741	102403	ACCOUNTS_P AYABLE	4/14/2026	BUCKEYE BAKERY G	13103	OUTSTANDIN			127.40
50744	102404	ACCOUNTS_P AYABLE	4/14/2026	AMAZON CAPITAL SERVICES	13575	RECONCILED	4/21/2026		645.02
50742	102405	ACCOUNTS_P AYABLE	4/14/2026	EAST SIDE JERSEY DAIRY	14205	RECONCILED	4/21/2026		5,099.10
50746	102406	ACCOUNTS_P AYABLE	4/14/2026	COLD CONTROL REFRIGERAT ION	14249	RECONCILED	4/22/2026		826.16
50745	102407	ACCOUNTS_P AYABLE	4/14/2026	LATRELL HUGHES	14398	RECONCILED	4/20/2026		123.04
50743	102408	ACCOUNTS_P AYABLE	4/14/2026	EXACT PROWASH INC	14399	RECONCILED	4/23/2026		3,200.00
50747	102409	REFUND	4/15/2026	CHELSEI STOVER G	14400	OUTSTANDIN			332.30
50776	102410	ACCOUNTS_P AYABLE	4/16/2026	ALLIED SUPPLY CO, INC	11862	RECONCILED	4/24/2026		3,521.31
50753	102411	ACCOUNTS_P AYABLE	4/16/2026	AMAZON CAPITAL SERVICES	13575	RECONCILED	4/22/2026		2,165.66
50770	102412	ACCOUNTS_P AYABLE	4/16/2026	AMY FERGUSON	7477	RECONCILED	4/17/2026		126.99
50760	102413	ACCOUNTS_P AYABLE	4/16/2026	AWARDSMIT H	1370	RECONCILED	4/28/2026		1,635.00
50793	102414	ACCOUNTS_P AYABLE	4/16/2026	BIOMETRIC INFORMATIO N	9984	RECONCILED	4/24/2026		800.00
50782	102415	ACCOUNTS_P AYABLE	4/16/2026	BRIDGEWAY ACADEMY	11513	RECONCILED	4/21/2026		6,762.00
50767	102416	ACCOUNTS_P AYABLE	4/16/2026	BRIDGEWAY THERAPY CENTER	13818	RECONCILED	4/21/2026		2,640.00
50777	102417	ACCOUNTS_P AYABLE	4/16/2026	BUCKEYE BAKERY	13103	OUTSTANDIN			127.40

## LEXINGTON LOCAL SCHOOLS Disbursement Summary Report

Reference Number	Check Number	Type	Date	Name	Vendor #	Status	Reconcile Date	Void Date	Amount
50784	102418	ACCOUNTS_P AYABLE	4/16/2026	COLD CONTROL REFRIGERAT ION	14249	RECONCILED	4/22/2026		\$ 4,259.36
50764	102419	ACCOUNTS_P AYABLE	4/16/2026	COLE DISTRIBUTIN G	9752	RECONCILED	4/23/2026		379.63
50773	102420	ACCOUNTS_P AYABLE	4/16/2026	COLONEL CRAWFORD HS	11230	RECONCILED	4/22/2026		200.00
50755	102421	ACCOUNTS_P AYABLE	4/16/2026	CULLIGAN QUALITY WATER	610	RECONCILED	4/22/2026		220.00
50766	102422	ACCOUNTS_P AYABLE	4/16/2026	ELISHA LUCIER	13952	RECONCILED	4/21/2026		321.60
50780	102423	ACCOUNTS_P AYABLE	4/16/2026	ELIZABETH A. RIEGEL	10733	RECONCILED	4/23/2026		360.00
50786	102424	ACCOUNTS_P AYABLE	4/16/2026	ELZY MILLING & TRADE LTD.	10593	RECONCILED	4/21/2026		72.00
50792	102425	ACCOUNTS_P AYABLE	4/16/2026	FRIENDLY WHOLESALE COMPANY	14360	RECONCILED	4/22/2026		120.27
50778	102426	ACCOUNTS_P AYABLE	4/16/2026	GALION HIGH SCHOOL	11034	RECONCILED	4/21/2026		150.00
50769	102427	ACCOUNTS_P AYABLE	4/16/2026	GAME ONE	11017	RECONCILED	4/23/2026		1,524.00
50754	102428	ACCOUNTS_P AYABLE	4/16/2026	GRADY ENTERPRISE S, INC.	9664	RECONCILED	4/28/2026		1,202.07
50756	102429	ACCOUNTS_P AYABLE	4/16/2026	HD SUPPLY FACILITIES	6504	RECONCILED	4/24/2026		108.84
50758	102430	ACCOUNTS_P AYABLE	4/16/2026	J & B ACCOUSTICA L	1555	RECONCILED	4/20/2026		231.90
50761	102431	ACCOUNTS_P AYABLE	4/16/2026	KELL ACE HARDWARE	8329	OUTSTANDIN G			13.33
50757	102432	ACCOUNTS_P AYABLE	4/16/2026	LANGUAGE TESTING INTERNATIO NAL	13698	RECONCILED	4/24/2026		2,361.50
50763	102433	ACCOUNTS_P AYABLE	4/16/2026	LEX LANES	7583	OUTSTANDIN G			3,775.00
50759	102434	ACCOUNTS_P AYABLE	4/16/2026	LINDSAY BROKAW	13598	RECONCILED	4/20/2026		1,167.00
50788	102435	ACCOUNTS_P AYABLE	4/16/2026	LOFT VIOLIN SHOP	10698	RECONCILED	4/22/2026		832.50
50765	102436	ACCOUNTS_P AYABLE	4/16/2026	MANSFIELD RUBBER STAMP	821	RECONCILED	4/29/2026		35.00
50772	102437	ACCOUNTS_P AYABLE	4/16/2026	MAST LEPLEY	13734	RECONCILED	4/23/2026		134.58
50787	102438	ACCOUNTS_P AYABLE	4/16/2026	MENARDS	10810	RECONCILED	4/24/2026		364.77
50768	102439	ACCOUNTS_P AYABLE	4/16/2026	MVD SPORTS	6482	OUTSTANDIN G			844.98
50790	102440	ACCOUNTS_P AYABLE	4/16/2026	NAPA	13723	RECONCILED	4/22/2026		6.98
50771	102441	ACCOUNTS_P AYABLE	4/16/2026	O.E. MEYER COMPANY	10829	RECONCILED	4/24/2026		15.23
50774	102442	ACCOUNTS_P AYABLE	4/16/2026	REBECCA BIGLEY	6615	OUTSTANDIN G			73.99
50781	102443	ACCOUNTS_P AYABLE	4/16/2026	RENWICK, WELSH & BURTON	933	RECONCILED	4/27/2026		100.00

Start Date: 4/01/2026

End Date: 4/30/2026

## LEXINGTON LOCAL SCHOOLS

### Disbursement Summary Report

Reference Number	Check Number	Type	Date	Name	Vendor #	Status	Reconcile Date	Void Date	Amount
50783	102444	ACCOUNTS_P AYABLE	4/16/2026	SAFEHOUSE MINISTRIES, INC	14363	RECONCILED	4/21/2026		\$ 4,000.00
50779	102445	ACCOUNTS_P AYABLE	4/16/2026	SPECIALIZED EDUCATION OF OHIO, INC	13693	RECONCILED	4/24/2026		13,594.44
50785	102446	ACCOUNTS_P AYABLE	4/16/2026	STANDARD PLUMBING & HEATING CO	4036	RECONCILED	4/22/2026		3,702.50
50789	102447	ACCOUNTS_P AYABLE	4/16/2026	TREASURER STATE OF OHIO	5996	RECONCILED	4/22/2026		208.00
50762	102448	ACCOUNTS_P AYABLE	4/16/2026	TREVIPAY	14358	RECONCILED	4/22/2026		347.59
50791	102449	ACCOUNTS_P AYABLE	4/16/2026	VARSITY YEARBOOK	14144	RECONCILED	4/22/2026		877.69
50775	102450	ACCOUNTS_P AYABLE	4/16/2026	XEROX IT SOLUTIONS, INC	14297	RECONCILED	4/22/2026		133.99
50794	102451	REFUND	4/16/2026	MADISON LOCAL SCHOOLS	928	RECONCILED	4/24/2026		1,709.48
50800	102452	ACCOUNTS_P AYABLE	4/16/2026	COLD CONTROL REFRIGERAT ION	14249	RECONCILED	4/22/2026		933.66
50804	102453	ACCOUNTS_P AYABLE	4/22/2026	AMAZON CAPITAL SERVICES	13575	RECONCILED	4/28/2026		532.29
50807	102454	ACCOUNTS_P AYABLE	4/22/2026	AMY FERGUSON	7477	RECONCILED	4/27/2026		61.25
50812	102455	ACCOUNTS_P AYABLE	4/22/2026	ASHLAND UNIVERSITY	2793	RECONCILED	4/29/2026		4,986.50
50809	102456	ACCOUNTS_P AYABLE	4/22/2026	BUCKEYE BAKERY	13103	RECONCILED	4/30/2026		127.40
50808	102457	ACCOUNTS_P AYABLE	4/22/2026	CBIZ BENEFITS & INSURANCE	8780	RECONCILED	4/27/2026		2,750.00
50811	102458	ACCOUNTS_P AYABLE	4/22/2026	COMDOC INC	13671	OUTSTANDIN G			348.02
50802	102459	ACCOUNTS_P AYABLE	4/22/2026	CULLIGAN QUALITY WATER	610	RECONCILED	4/28/2026		127.00
50813	102460	ACCOUNTS_P AYABLE	4/22/2026	JALEN JONES	13518	RECONCILED	4/28/2026		700.00
50806	102461	ACCOUNTS_P AYABLE	4/22/2026	MID-OHIO ED. SERVICE CENTER	69	RECONCILED	4/29/2026		6,570.00
50803	102462	ACCOUNTS_P AYABLE	4/22/2026	NRG BUSINESS MARKETING	11543	RECONCILED	4/29/2026		10,941.95
50801	102463	ACCOUNTS_P AYABLE	4/22/2026	NYTE FLYTE ENTERTAIN MENT	12059	OUTSTANDIN G			295.00
50814	102464	ACCOUNTS_P AYABLE	4/22/2026	OHIO AEYC	14093	RECONCILED	4/29/2026		1,415.00
50810	102465	ACCOUNTS_P AYABLE	4/22/2026	UCP OF GREATER CLEVELAND	13006	RECONCILED	4/29/2026		9,800.00
50805	102466	ACCOUNTS_P AYABLE	4/22/2026	XEROX IT SOLUTIONS, INC	14297	RECONCILED	4/28/2026		1,358.00
50815	102467	ACCOUNTS_P AYABLE	4/27/2026	POST MASTER	918	RECONCILED	4/28/2026		1,544.74
50838	102468	ACCOUNTS_P	4/27/2026	ALLISON	15	14261	OUTSTANDIN		25.00

Start Date: 4/01/2026

End Date: 4/30/2026

## LEXINGTON LOCAL SCHOOLS Disbursement Summary Report

Reference Number	Check Number	Type	Date	Name	Vendor #	Status	Reconcile Date	Void Date	Amount
50826	102469	AYABLE ACCOUNTS_P	4/27/2026	BATES AMAZON		G OUTSTANDIN			\$ 531.82
50820	102470	AYABLE ACCOUNTS_P	4/27/2026	CAPITAL SERVICES AMERICAN	13575	G OUTSTANDIN			37,524.57
50824	102471	AYABLE ACCOUNTS_P	4/27/2026	ELECTRIC POWER AWARDSMIT	701	G OUTSTANDIN			605.00
50832	102472	AYABLE ACCOUNTS_P	4/27/2026	H CHILDREN'S THEATRE	1370	G OUTSTANDIN			660.00
50816	102473	AYABLE ACCOUNTS_P	4/27/2026	FOUNDATIO N COLE	1694	G OUTSTANDIN			6,733.98
50822	102474	AYABLE ACCOUNTS_P	4/27/2026	DISTRIBUTIN G CRESTVIEW	9752	G OUTSTANDIN			150.00
50839	102475	AYABLE ACCOUNTS_P	4/27/2026	LOCAL SCHOOL CULLIGAN	10725	G OUTSTANDIN			45.00
50819	102476	AYABLE ACCOUNTS_P	4/27/2026	WATER FRONT & CENTER	610	G OUTSTANDIN			45,207.70
50841	102477	AYABLE ACCOUNTS_P	4/27/2026	TURF GAME ONE	9228	G OUTSTANDIN			832.00
50817	102478	AYABLE ACCOUNTS_P	4/27/2026	11017 G MANSFIELD	5990	G OUTSTANDIN			300.00
50821	102479	AYABLE ACCOUNTS_P	4/27/2026	CITY SCHOOLS MANSFIELD-	3537	G OUTSTANDIN			290.00
50833	102480	AYABLE ACCOUNTS_P	4/27/2026	RICHLAND AREA MG ENERGY,	14393	G OUTSTANDIN			2,900.34
50830	102481	AYABLE ACCOUNTS_P	4/27/2026	INC MID-OHIO	8414	G OUTSTANDIN			2,955.15
50823	102482	AYABLE ACCOUNTS_P	4/27/2026	AUTO REPAIR MID-OHIO	69	G OUTSTANDIN			88.27
50828	102483	AYABLE ACCOUNTS_P	4/27/2026	ED. SERVICE CENTER NAPA	13723	G OUTSTANDIN			83.49
50825	102484	AYABLE ACCOUNTS_P	4/27/2026	OHIO BIRD SANCTUARY	8388	G OUTSTANDIN			1,500.00
50844	102485	AYABLE ACCOUNTS_P	4/27/2026	OHIO HEALTH CONSORTIU	10192	G OUTSTANDIN			260.00
50842	102486	AYABLE ACCOUNTS_P	4/27/2026	M OMEA	8109	G OUTSTANDIN			300.00
50831	102487	AYABLE ACCOUNTS_P	4/27/2026	ONTARIO ATHLETIC DEPT.	1034	G OUTSTANDIN			200.00
50834	102488	AYABLE ACCOUNTS_P	4/27/2026	PAUL M. LUMADUE	13637	G OUTSTANDIN			220.00
50846	102489	AYABLE ACCOUNTS_P	4/27/2026	PEPPLE & WAGGONER, LTD.	5883	G OUTSTANDIN			612.00
50818	102490	AYABLE ACCOUNTS_P	4/27/2026	RUMPKE	11508	G OUTSTANDIN			2,901.22
50837	102491	AYABLE ACCOUNTS_P	4/27/2026	SIEMENS INDUSTRY, INC.	6361	G OUTSTANDIN			1,188.00
50845	102492	AYABLE ACCOUNTS_P	4/27/2026	SKELTON'S, INC.	10534	G OUTSTANDIN			10.50

## LEXINGTON LOCAL SCHOOLS Disbursement Summary Report

Reference Number	Check Number	Type	Date	Name	Vendor #	Status	Reconcile Date	Void Date	Amount
50835	102493	ACCOUNTS_P AYABLE	4/27/2026	SMETZ'S TIRE SERVICE CENTER	10453	OUTSTANDIN G			\$ 136.96
50840	102494	ACCOUNTS_P AYABLE	4/27/2026	SUNGRAPHI CS INC.	10672	OUTSTANDIN G			6,559.53
50827	102495	ACCOUNTS_P AYABLE	4/27/2026	TREASURER, STATE OF OHIO	9906	OUTSTANDIN G			113.25
50829	102496	ACCOUNTS_P AYABLE	4/27/2026	TREVIPAY	14358	OUTSTANDIN G			87.32
50836	102497	ACCOUNTS_P AYABLE	4/27/2026	TRUENORTH FIRE PROTECTION	13812	OUTSTANDIN G			847.99
50843	102498	ACCOUNTS_P AYABLE	4/27/2026	WHITNEY, HANNAH	14267	RECONCILED	4/30/2026		25.00
50847	102499	ACCOUNTS_P AYABLE	4/28/2026	AMAZON CAPITAL SERVICES	13575	OUTSTANDIN G			378.60
50848	102500	ACCOUNTS_P AYABLE	4/28/2026	HEIBERGER PAVING, INC.	9297	OUTSTANDIN G			1,500.00
50850	102501	ACCOUNTS_P AYABLE	4/28/2026	KNOX COUNTY ESC	8555	OUTSTANDIN G			4,432.40
50849	102502	ACCOUNTS_P AYABLE	4/28/2026	KYRSTIN KENTOSH	13414	OUTSTANDIN G			25.00
50851	102503	ACCOUNTS_P AYABLE	4/28/2026	LEX LANES	7583	OUTSTANDIN G			875.00
50852	102504	ACCOUNTS_P AYABLE	4/28/2026	MARION TECHNICAL COLLEGE	14134	OUTSTANDIN G			129.98
50854	102505	ACCOUNTS_P AYABLE	4/28/2026	NIKOLE RINGER	13840	RECONCILED	4/30/2026		43.97
50853	102506	ACCOUNTS_P AYABLE	4/28/2026	PITNEY BOWES BANK- RESERVE ACCT	13707	OUTSTANDIN G			5,000.00
50855	102507	ACCOUNTS_P AYABLE	4/28/2026	SEDGWICK CLAIMS MANAGEME NT SERVICES, INC.	13632	OUTSTANDIN G			3,990.00
50856	102508	ACCOUNTS_P AYABLE	4/28/2026	TREVIPAY	14358	OUTSTANDIN G			206.90
50857	102509	REFUND	4/28/2026	OHIO HIGH SCHOOL ATH. ASSOC.	1039	OUTSTANDIN G			1,555.00
50858	102510	ACCOUNTS_P AYABLE	4/29/2026	AMAZON CAPITAL SERVICES	13575	OUTSTANDIN G			464.79
50859	102511	ACCOUNTS_P AYABLE	4/29/2026	BUCKEYE BAKERY	13103	OUTSTANDIN G			127.40
50860	102512	ACCOUNTS_P AYABLE	4/29/2026	CEDAR POINT	1386	OUTSTANDIN G			734.56
50861	102513	ACCOUNTS_P AYABLE	4/29/2026	EASTWOOD LOCAL SCHOOLS	14257	OUTSTANDIN G			350.00
50862	102514	ACCOUNTS_P AYABLE	4/29/2026	ELISHA LUCIER	13952	OUTSTANDIN G			428.80
50865	102515	ACCOUNTS_P AYABLE	4/29/2026	ELIZABETH A. RIEGEL	10733	OUTSTANDIN G			300.00
50863	102516	ACCOUNTS_P AYABLE	4/29/2026	MEDINA COUNTY SCHOOLS' ESC	3780	OUTSTANDIN G			450.00

Start Date: 4/01/2026

End Date: 4/30/2026

## LEXINGTON LOCAL SCHOOLS Disbursement Summary Report

Reference Number	Check Number	Type	Date	Name	Vendor #	Status	Reconcile Date	Void Date	Amount
50864	102517	ACCOUNTS_P AYABLE	4/29/2026	OHIO.NET INTERNET PROVIDERS	13038	OUTSTANDIN G			\$ 505.02
50866	102518	ACCOUNTS_P AYABLE	4/29/2026	VERIZON WIRELESS	7415	OUTSTANDIN G			484.49
50867	102519	ACCOUNTS_P AYABLE	4/30/2026	AKRON ZOO	14396	OUTSTANDIN G			134.40
50871	102520	ACCOUNTS_P AYABLE	4/30/2026	OHSGCA	11235	OUTSTANDIN G			60.00
50873	102521	ACCOUNTS_P AYABLE	4/30/2026	LEXINGTON ATHLETIC DEPT.	3520	OUTSTANDIN G			4,610.00
50737	692565	PAYROLL	4/9/2026	LEXINGTON LOCAL SCHOOLS		RECONCILED	4/9/2026		671,817.40
50738	692566	ACCOUNTS_P AYABLE	4/14/2026	LEXINGTON SCHOOLS - PAYROLL	900934	RECONCILED	4/14/2026		8,997.69
50739	692567	ACCOUNTS_P AYABLE	4/14/2026	MEMO- S.E.R.S.	900997	RECONCILED	4/14/2026		2,569.74
50740	692568	ACCOUNTS_P AYABLE	4/14/2026	MEMO- S.T.R.S.	900998	RECONCILED	4/14/2026		8,662.15
50749	692569	ACCOUNTS_P AYABLE	4/15/2026	MEMO- S.E.R.S.	900997	RECONCILED	4/15/2026		2,598.09
50748	692570	ACCOUNTS_P AYABLE	4/15/2026	MEMO- S.T.R.S.	900998	RECONCILED	4/15/2026		8,662.15
50750	692571	ACCOUNTS_P AYABLE	4/15/2026	ANTHEM BENEFIT SERVICES	900902	RECONCILED	4/15/2026		416,118.25
50751	692572	PAYROLL	4/9/2026	LEXINGTON LOCAL SCHOOLS		RECONCILED	4/16/2026		631,536.67
50752	692573	ACCOUNTS_P AYABLE	4/16/2026	LEXINGTON SCHOOLS - PAYROLL	900934	RECONCILED	4/16/2026		8,413.52
50797	692574	ACCOUNTS_P AYABLE	4/16/2026	COLUMBIA GAS	11662	RECONCILED	4/16/2026		6,485.95
50795	692575	ACCOUNTS_P AYABLE	4/16/2026	MORROW COUNTY AUDITOR	900359	RECONCILED	4/16/2026		16,029.31
50796	692576	ACCOUNTS_P AYABLE	4/16/2026	RICHLAND COUNTY AUDITOR	900360	RECONCILED	4/16/2026		226,041.04
50798	692577	ACCOUNTS_P AYABLE	4/16/2026	GORDON FOOD SERVICE	900652	RECONCILED	4/16/2026		25,294.17
50799	692578	ACCOUNTS_P AYABLE	4/16/2026	PITNEY BOWES GLOBAL FINANCIAL SERVICES	13717	RECONCILED	4/16/2026		596.49
50869	692579	ACCOUNTS_P AYABLE	4/30/2026	MEMO- S.E.R.S.	900997	RECONCILED	4/30/2026		52,532.00
50868	692580	ACCOUNTS_P AYABLE	4/30/2026	MEMO- S.T.R.S.	900998	RECONCILED	4/30/2026		139,652.00
50870	692581	ACCOUNTS_P AYABLE	4/30/2026	MEMO-MID OHIO ESC	900069	RECONCILED	4/30/2026		140,783.59
50872	692582	ACCOUNTS_P AYABLE	4/30/2026	MORROW COUNTY AUDITOR	900359	RECONCILED	4/30/2026		2,150.26
<b>Grand Total</b>									<b>\$ 2,663,025.54</b>

Reporting Period: May 2026 (FY 2026)

Start Date: 4/01/2026

End Date: 4/30/2026

5/4/26 9:22 AM

## LEXINGTON LOCAL SCHOOLS Receipts Ledger Report

Receipt #	Line #	Date	Type	Description	Full Account Code	Amount
<b>Fund: 001</b>						
<b>Receipt: 1111</b>						
81001	1	4/7/2026	RC	Real Estate Tax - Morrow	001-1111-0000-000000-000	\$ 334,412.00
81001	2	4/7/2026	RC	Emergency Tax - Morrow	001-1111-0000-000000-000	161,712.89
81014	1	4/14/2026	RC	Prop Tax Adv - Richland Genera	001-1111-0000-000000-000	(228,233.10)
81014	2	4/14/2026	RC	Prop Tax Adv Richland Emerg	001-1111-0000-000000-000	(124,150.89)
81050	1	4/24/2026	RC	Mobile Home Tax -Morrow	001-1111-0000-000000-000	8,116.56
81050	2	4/24/2026	RC	Mobile Home Tax Morrow -Emer	001-1111-0000-000000-000	3,930.22
						<b>\$ 155,787.68</b>
<b>Receipt: 1122</b>						
81001	6	4/7/2026	RC	Pers Prop Tax - Morrow	001-1122-0000-000000-000	35,453.03
81001	7	4/7/2026	RC	Pers Prop Tax Emerg - Morrow	001-1122-0000-000000-000	11,940.78
81014	6	4/14/2026	RC	Personal Prop Tax Adv - Richland Genera	001-1122-0000-000000-000	368,612.94
81014	7	4/14/2026	RC	Personal Prop Tax Adv Richland Emerg	001-1122-0000-000000-000	124,150.89
						<b>\$ 540,157.64</b>
<b>Receipt: 1211</b>						
81069	1	4/7/2026	RC	Preschool tuition	001-1211-0000-000000-500	875.00
81007	1	4/10/2026	RC	Tuition	001-1211-0000-000000-000	790.68
81020	1	4/13/2026	RC	Preschool tuition	001-1211-0000-000000-500	1,165.00
81070	1	4/15/2026	RC	Preschool tuition	001-1211-0000-000000-500	910.00
81071	1	4/16/2026	RC	Preschool tuition	001-1211-0000-000000-500	390.00
81031	1	4/20/2026	RC	Tuition	001-1211-0000-000000-000	3,162.72
81068	1	4/24/2026	RC	Preschool tuition	001-1211-0000-000000-500	375.00
81055	1	4/28/2026	RC	Tuition	001-1211-0000-000000-000	790.68
						<b>\$ 8,459.08</b>
<b>Receipt: 1223</b>						
81061	31	4/17/2026	RC	JV52 Excess Cost (SF-6) Negative	001-1223-0000-000000-000	(7.95)
						<b>\$ (7.95)</b>
<b>Receipt: 1410</b>						
81075	1	4/30/2026	RC	Richland Bank Interest	001-1410-0000-000000-000	31,103.48
						<b>\$ 31,103.48</b>
<b>Receipt: 1740</b>						
81000	1	4/8/2026	RC	Summer school fees	001-1740-0000-000000-100	420.00
81000	2	4/8/2026	RC	School Fees	001-1740-0000-000000-100	75.00
81000	3	4/8/2026	RC	Summer PE	001-1740-0000-080999-100	100.00
81004	1	4/10/2026	RC	Summer school fees	001-1740-0000-000000-100	210.00
81004	2	4/10/2026	RC	School Fees	001-1740-0000-000000-100	64.00
81004	3	4/10/2026	RC	Summer PE	001-1740-0000-080999-100	100.00
81015	2	4/14/2026	RC	Eastern School Fees	001-1740-0000-000000-300	28.00
81021	2	4/15/2026	RC	Eastern School Fees	001-1740-0000-000000-300	28.00

Reporting Period: May 2026 (FY 2026)

Start Date: 4/01/2026

End Date: 4/30/2026

5/4/26 9:22 AM

## LEXINGTON LOCAL SCHOOLS Receipts Ledger Report

Receipt #	Line #	Date	Type	Description	Full Account Code	Amount
81023	1	4/16/2026	RC	School Fees	001-1740-0000-000000-100	\$ 205.00
81023	3	4/16/2026	RC	Summer PE	001-1740-0000-080999-100	100.00
81023	5	4/16/2026	RC	Summer School Fees	001-1740-0000-000000-100	210.00
81024	1	4/17/2026	RC	School fees	001-1740-0000-000000-100	205.00
81033	2	4/21/2026	RC	Eastern School Fees	001-1740-0000-000000-300	308.00
81040	2	4/22/2026	RC	School Fees	001-1740-0000-000000-100	542.00
81037	2	4/23/2026	RC	School Fees - John Taylor	001-1740-0000-000000-100	4.67
81058	1	4/28/2026	RC	Eastern School fees	001-1740-0000-000000-300	84.00
81059	1	4/30/2026	RC	HS Fees - Pay For It	001-1740-0000-000000-100	1,245.00
81059	2	4/30/2026	RC	Jr High Fees - Pay For It	001-1740-0000-000000-200	150.00
81059	3	4/30/2026	RC	Eastern Fees - Pay For It	001-1740-0000-000000-300	510.00
81059	4	4/30/2026	RC	Central Fees - Pay For It	001-1740-0000-000000-400	120.00
81059	5	4/30/2026	RC	Western Fees - Pay For It	001-1740-0000-000000-500	120.00
						<b>\$ 4,828.67</b>
<b>Receipt:</b>	<b>1880</b>					
80998	1	4/8/2026	RC	Tax Abatement PILOT - Charter Next Generation	001-1880-0000-000000-000	17,732.00
						<b>\$ 17,732.00</b>
<b>Receipt:</b>	<b>1890</b>					
80998	3	4/8/2026	RC	Jury Duty - Galownia	001-1890-0000-000000-000	30.00
81054	1	4/28/2026	RC	Insurance Claim Payment	001-1890-0000-000000-000	15,651.00
81054	2	4/28/2026	RC	Recycling - HS	001-1890-0000-000000-000	210.22
						<b>\$ 15,891.22</b>
<b>Receipt:</b>	<b>3110</b>					
81060	1	4/3/2026	RC	Base Cost	001-3110-0000-000000-000	209,276.93
81060	3	4/3/2026	RC	Targeted Assistance	001-3110-0000-000000-000	59,874.65
81060	4	4/3/2026	RC	Special Education Funding	001-3110-0000-000000-000	43,735.44
81060	8	4/3/2026	RC	Supplement Targeted Assistance	001-3110-0000-000000-000	0.00
81060	9	4/3/2026	RC	Temporary Transitional Aid Guarantee	001-3110-0000-000000-000	(2,990.19)
81060	11	4/3/2026	RC	Transportation	001-3110-0000-000000-000	32,793.58
81060	12	4/3/2026	RC	Formula Transition Supplement	001-3110-0000-000000-000	0.00
81060	13	4/3/2026	RC	Base Funding Supplement	001-3110-0000-000000-000	2,348.85
81060	14	4/3/2026	RC	Performance Supplement	001-3110-0000-000000-000	4,523.71
81060	15	4/3/2026	RC	Preschool Special Educ Funding	001-3110-0000-000000-000	9,024.20
81060	16	4/3/2026	RC	Special Educ Transportation	001-3110-0000-000000-000	4,228.29
81060	21	4/3/2026	RC	JV01 FY2025 Final #1 Traditional School Districts	001-3110-0000-000000-000	(662.66)
81061	1	4/17/2026	RC	Base Cost	001-3110-0000-000000-000	208,743.61
81061	3	4/17/2026	RC	Targeted Assistance	001-3110-0000-000000-000	58,945.15
81061	4	4/17/2026	RC	Special Education Funding	001-3110-0000-000000-000	42,545.11

Reporting Period: May 2026 (FY 2026)

5/4/26 9:22 AM

Start Date: 4/01/2026

End Date: 4/30/2026

**LEXINGTON LOCAL SCHOOLS**  
**Receipts Ledger Report**

Receipt #	Line #	Date	Type	Description	Full Account Code	Amount
81061	8	4/17/2026	RC	Supplement Targeted Assistance	001-3110-0000-000000-000	\$ 0.00
81061	9	4/17/2026	RC	Temporary Transitional Aid Guarantee	001-3110-0000-000000-000	(1,125.32)
81061	11	4/17/2026	RC	Transportation	001-3110-0000-000000-000	32,793.57
81061	12	4/17/2026	RC	Formula Transition Supplement	001-3110-0000-000000-000	0.00
81061	13	4/17/2026	RC	Base Funding Supplement	001-3110-0000-000000-000	2,341.38
81061	14	4/17/2026	RC	Performance Supplement	001-3110-0000-000000-000	4,509.33
81061	15	4/17/2026	RC	Preschool Special Educ Funding	001-3110-0000-000000-000	5,850.40
81061	16	4/17/2026	RC	Special Educ Transportation	001-3110-0000-000000-000	4,228.29
81061	21	4/17/2026	RC	JV01 FY2025 Final #1 Traditional School Districts	001-3110-0000-000000-000	(662.67)
<b>Receipt: 3211</b>						<b>\$ 720,321.65</b>
81060	5	4/3/2026	RC	Economic Disadvantaged Funding	001-3211-0000-000000-000	3,451.64
81061	5	4/17/2026	RC	Economic Disadvantaged Funding	001-3211-0000-000000-000	3,458.84
<b>Receipt: 3215</b>						<b>\$ 6,910.48</b>
81060	10	4/3/2026	RC	Career Tech Education Funding	001-3215-0000-000000-000	104.45
81061	10	4/17/2026	RC	Career Tech Education Funding	001-3215-0000-000000-000	104.44
<b>Receipt: 3216</b>						<b>\$ 208.89</b>
81060	7	4/3/2026	RC	Gifted Education Funding	001-3216-0000-000000-000	4,366.91
81061	7	4/17/2026	RC	Gifted Education Funding	001-3216-0000-000000-000	4,363.80
<b>Receipt: 3217</b>						<b>\$ 8,730.71</b>
81060	6	4/3/2026	RC	English Learners Funding	001-3217-0000-000000-000	(1.54)
81061	6	4/17/2026	RC	English Learners Funding	001-3217-0000-000000-000	(1.55)
<b>Receipt: 3218</b>						<b>\$ (3.09)</b>
81060	2	4/3/2026	RC	Base Cost - Student Wellness and Success	001-3218-0000-000000-000	10,550.57
81061	2	4/17/2026	RC	Base Cost - Student Wellness and Success	001-3218-0000-000000-000	10,523.69
<b>Receipt: 3300</b>						<b>\$ 21,074.26</b>
81072	1	4/30/2026	RC	MEDICAID Recd - 4/2	001-3300-0000-000000-000	69.06
81072	2	4/30/2026	RC	MEDICAID Recd - 4/30	001-3300-0000-000000-000	341.55
81074	1	4/30/2026	RC	MEDICAID REIMBURSEMENT FOR 23-24 Adjudication / Medicaid May	001-3300-0000-000000-000	104,501.73
<b>Fund: 002</b>						<b>\$ 104,912.34</b>
<b>Receipt: 1111</b>						<b>\$ 1,636,107.06</b>

Reporting Period: May 2026 (FY 2026)

Start Date: 4/01/2026

End Date: 4/30/2026

5/4/26 9:22 AM

**LEXINGTON LOCAL SCHOOLS**  
**Receipts Ledger Report**

Receipt #	Line #	Date	Type	Description	Full Account Code	Amount
81001	3	4/7/2026	RC	Bond Ret Tax - Morrow	002-1111-0000-000000-000	\$ 112,051.44
81014	3	4/14/2026	RC	Prop Tax Adv Richland Bond Ret	002-1111-0000-000000-000	(5,421.61)
81050	3	4/24/2026	RC	MH Tax Morrow - Bond Ret	002-1111-0000-000000-000	2,713.68
<b>Receipt:</b>	<b>1122</b>					<b>\$ 109,343.51</b>
81001	8	4/7/2026	RC	Pers Prop Tax Bond Ret - Morrow	002-1122-0000-000000-000	7,386.06
81014	8	4/14/2026	RC	Personal Prop Tax Adv Richland Bond Ret	002-1122-0000-000000-000	76,794.36
						<b>\$ 84,180.42</b>
<b>Fund:</b>	<b>003</b>					<b>\$ 193,523.93</b>
<b>Receipt:</b>	<b>1111</b>					
81001	4	4/7/2026	RC	Permanent Improv Tax - Morrow	003-1111-0000-000000-000	21,277.49
81014	4	4/14/2026	RC	Prop Tax Adv Richland Perm Imp	003-1111-0000-000000-000	(34,557.47)
81050	4	4/24/2026	RC	Mobile Home Tax-Morrow PI	003-1111-0000-000000-000	486.74
<b>Receipt:</b>	<b>1122</b>					<b>\$ (12,793.24)</b>
81001	9	4/7/2026	RC	Pers Prop Tax PI - Morrow	003-1122-0000-000000-000	3,323.73
81014	9	4/14/2026	RC	Personal Prop Tax Adv Richland Perm Imp	003-1122-0000-000000-000	34,557.47
						<b>\$ 37,881.20</b>
<b>Fund:</b>	<b>004</b>					<b>\$ 25,087.96</b>
<b>Receipt:</b>	<b>1410</b>					
81075	6	4/30/2026	RC	LFI Fund	004-1410-0000-000000-000	1,595.64
						<b>\$ 1,595.64</b>
<b>Fund:</b>	<b>006</b>					<b>\$ 1,595.64</b>
<b>Receipt:</b>	<b>1410</b>					
81075	4	4/30/2026	RC	Richland Bank Interest	006-1410-0000-000000-000	621.58
						<b>\$ 621.58</b>
<b>Receipt:</b>	<b>1511</b>					
81011	21	4/10/2026	RC	HS/JH Breakfast	006-1511-0000-000000-100	341.50
81011	22	4/10/2026	RC	Eastern Breakfast	006-1511-0000-000000-300	37.50
81011	23	4/10/2026	RC	Central Breakfast	006-1511-0000-000000-400	60.00
81011	24	4/10/2026	RC	Western Breakfast	006-1511-0000-000000-500	97.50
81035	21	4/17/2026	RC	HS/JH Breakfast	006-1511-0000-000000-100	447.00
81035	22	4/17/2026	RC	Eastern Breakfast	006-1511-0000-000000-300	48.50
81035	23	4/17/2026	RC	Central Breakfast	006-1511-0000-000000-400	42.00
81035	24	4/17/2026	RC	Western Breakfast	006-1511-0000-000000-500	107.75
81067	21	4/24/2026	RC	HS/JH Breakfast	006-1511-0000-000000-100	510.50
81067	22	4/24/2026	RC	Eastern Breakfast	006-1511-0000-000000-300	44.00

Reporting Period: May 2026 (FY 2026)

Start Date: 4/01/2026

End Date: 4/30/2026

5/4/26 9:22 AM

## LEXINGTON LOCAL SCHOOLS Receipts Ledger Report

Receipt #	Line #	Date	Type	Description	Full Account Code	Amount
81067	23	4/24/2026	RC	Central Breakfast	006-1511-0000-000000-400	\$ 63.50
81067	24	4/24/2026	RC	Western Breakfast	006-1511-0000-000000-500	133.75
81066	21	4/30/2026	RC	HS/JH Breakfast	006-1511-0000-000000-100	386.00
81066	22	4/30/2026	RC	Eastern Breakfast	006-1511-0000-000000-300	40.50
81066	23	4/30/2026	RC	Central Breakfast	006-1511-0000-000000-400	47.00
81066	24	4/30/2026	RC	Western Breakfast	006-1511-0000-000000-500	125.75
						<b>\$ 2,532.75</b>
<b>Receipt:</b>	<b>1512</b>					
81011	1	4/10/2026	RC	HS/JH Stu. Type A	006-1512-0000-000000-100	3,448.50
81011	5	4/10/2026	RC	HS/JH ROA Stu. Type A	006-1512-0000-000000-100	(4,198.00)
81011	6	4/10/2026	RC	Eastern Stu. Type A	006-1512-0000-000000-300	1,500.00
81011	10	4/10/2026	RC	Eastern ROA Stu. Type A	006-1512-0000-000000-300	(1,877.57)
81011	11	4/10/2026	RC	Central Stu. Type A	006-1512-0000-000000-400	1,053.00
81011	15	4/10/2026	RC	Central ROA Stu. Type A	006-1512-0000-000000-400	(1,007.25)
81011	16	4/10/2026	RC	Western Stu. Type A	006-1512-0000-000000-500	1,062.00
81011	20	4/10/2026	RC	Western ROA Stu. Type A	006-1512-0000-000000-500	(946.00)
81035	1	4/17/2026	RC	HS/JH Stu. Type A	006-1512-0000-000000-100	4,312.00
81035	5	4/17/2026	RC	HS/JH ROA Stu. Type A	006-1512-0000-000000-100	(6,894.40)
81035	6	4/17/2026	RC	Eastern Stu. Type A	006-1512-0000-000000-300	1,896.00
81035	10	4/17/2026	RC	Eastern ROA Stu. Type A	006-1512-0000-000000-300	(2,065.40)
81035	11	4/17/2026	RC	Central Stu. Type A	006-1512-0000-000000-400	1,365.00
81035	15	4/17/2026	RC	Central ROA Stu. Type A	006-1512-0000-000000-400	(1,223.50)
81035	16	4/17/2026	RC	Western Stu. Type A	006-1512-0000-000000-500	1,416.00
81035	20	4/17/2026	RC	Western ROA Stu. Type A	006-1512-0000-000000-500	(1,489.75)
81037	1	4/23/2026	RC	High School Lunch account	006-1512-0000-000000-100	(4.67)
81067	1	4/24/2026	RC	HS/JH Stu. Type A	006-1512-0000-000000-100	4,130.00
81067	5	4/24/2026	RC	HS/JH ROA Stu. Type A	006-1512-0000-000000-100	(5,976.90)
81067	6	4/24/2026	RC	Eastern Stu. Type A	006-1512-0000-000000-300	1,743.00
81067	10	4/24/2026	RC	Eastern ROA Stu. Type A	006-1512-0000-000000-300	(1,917.50)
81067	11	4/24/2026	RC	Central Stu. Type A	006-1512-0000-000000-400	1,372.25
81067	15	4/24/2026	RC	Central ROA Stu. Type A	006-1512-0000-000000-400	(1,175.25)
81067	16	4/24/2026	RC	Western Stu. Type A	006-1512-0000-000000-500	1,350.75
81067	20	4/24/2026	RC	Western ROA Stu. Type A	006-1512-0000-000000-500	(1,287.75)
81059	6	4/30/2026	RC	HS Lunch - Pay For It	006-1512-0000-000000-100	19,722.19
81059	7	4/30/2026	RC	Jr High Lunch - Pay For It	006-1512-0000-000000-200	0.00
81059	8	4/30/2026	RC	Eastern Lunch - Pay For It	006-1512-0000-000000-300	5,848.50
81059	9	4/30/2026	RC	Central Lunch - Pay For It	006-1512-0000-000000-400	3,424.50
81059	10	4/30/2026	RC	Western Lunch - Pay For It	006-1512-0000-000000-500	3,992.75
81066	1	4/30/2026	RC	HS/JH Stu. Type A	006-1512-0000-000000-100	3,360.00
81066	5	4/30/2026	RC	HS/JH ROA Stu. Type A	006-1512-0000-000000-100	(5,409.15)

Reporting Period: May 2026 (FY 2026)

Start Date: 4/01/2026

End Date: 4/30/2026

5/4/26 9:22 AM

**LEXINGTON LOCAL SCHOOLS**  
**Receipts Ledger Report**

Receipt #	Line #	Date	Type	Description	Full Account Code	Amount
81066	6	4/30/2026	RC	Eastern Stu. Type A	006-1512-0000-000000-300	\$ 1,332.00
81066	10	4/30/2026	RC	Eastern ROA Stu. Type A	006-1512-0000-000000-300	(1,638.25)
81066	11	4/30/2026	RC	Central Stu. Type A	006-1512-0000-000000-400	1,023.00
81066	15	4/30/2026	RC	Central ROA Stu. Type A	006-1512-0000-000000-400	(943.50)
81066	16	4/30/2026	RC	Western Stu. Type A	006-1512-0000-000000-500	1,146.00
81066	20	4/30/2026	RC	Western ROA Stu. Type A	006-1512-0000-000000-500	(1,172.25)
						<b>\$ 25,270.35</b>
<b>Receipt:</b>	<b>1513</b>					
81011	3	4/10/2026	RC	HS/JH Stu. ALa Carte	006-1513-0000-000000-100	2,492.40
81011	8	4/10/2026	RC	Eastern Stu. Ala Carte	006-1513-0000-000000-300	384.00
81011	13	4/10/2026	RC	Central Stu. Ala Carte	006-1513-0000-000000-400	41.25
81011	18	4/10/2026	RC	Western Stu. Ala Carte	006-1513-0000-000000-500	0.00
81035	3	4/17/2026	RC	HS/JH Stu. ALa Carte	006-1513-0000-000000-100	3,105.05
81035	8	4/17/2026	RC	Eastern Stu. Ala Carte	006-1513-0000-000000-300	465.95
81035	13	4/17/2026	RC	Central Stu. Ala Carte	006-1513-0000-000000-400	34.50
81035	18	4/17/2026	RC	Western Stu. Ala Carte	006-1513-0000-000000-500	0.00
81067	3	4/24/2026	RC	HS/JH Stu. ALa Carte	006-1513-0000-000000-100	3,130.20
81067	8	4/24/2026	RC	Eastern Stu. Ala Carte	006-1513-0000-000000-300	421.50
81067	13	4/24/2026	RC	Central Stu. Ala Carte	006-1513-0000-000000-400	13.50
81067	18	4/24/2026	RC	Western Stu. Ala Carte	006-1513-0000-000000-500	1.75
81066	3	4/30/2026	RC	HS/JH Stu. ALa Carte	006-1513-0000-000000-100	2,528.10
81066	8	4/30/2026	RC	Eastern Stu. Ala Carte	006-1513-0000-000000-300	344.85
81066	13	4/30/2026	RC	Central Stu. Ala Carte	006-1513-0000-000000-400	0.00
81066	18	4/30/2026	RC	Western Stu. Ala Carte	006-1513-0000-000000-500	0.00
						<b>\$ 12,963.05</b>
<b>Receipt:</b>	<b>1514</b>					
81011	2	4/10/2026	RC	HS/JH Stu. Milk	006-1514-0000-000000-100	32.50
81011	7	4/10/2026	RC	Eastern Stu. Milk	006-1514-0000-000000-300	2.50
81011	12	4/10/2026	RC	Central Stu. Milk	006-1514-0000-000000-400	3.00
81011	17	4/10/2026	RC	Western Stu. Milk	006-1514-0000-000000-500	5.50
81035	2	4/17/2026	RC	HS/JH Stu. Milk	006-1514-0000-000000-100	37.00
81035	7	4/17/2026	RC	Eastern Stu. Milk	006-1514-0000-000000-300	1.50
81035	12	4/17/2026	RC	Central Stu. Milk	006-1514-0000-000000-400	3.00
81035	17	4/17/2026	RC	Western Stu. Milk	006-1514-0000-000000-500	6.00
81067	2	4/24/2026	RC	HS/JH Stu. Milk	006-1514-0000-000000-100	28.00
81067	7	4/24/2026	RC	Eastern Stu. Milk	006-1514-0000-000000-300	1.00
81067	12	4/24/2026	RC	Central Stu. Milk	006-1514-0000-000000-400	5.50
81067	17	4/24/2026	RC	Western Stu. Milk	006-1514-0000-000000-500	6.00
81066	2	4/30/2026	RC	HS/JH Stu. Milk	006-1514-0000-000000-100	30.00
81066	7	4/30/2026	RC	Eastern Stu. Milk	006-1514-0000-000000-300	1.50

Reporting Period: May 2026 (FY 2026)

Start Date: 4/01/2026

End Date: 4/30/2026

5/4/26 9:22 AM

## LEXINGTON LOCAL SCHOOLS Receipts Ledger Report

Receipt #	Line #	Date	Type	Description	Full Account Code	Amount
81066	12	4/30/2026	RC	Central Stu. Milk	006-1514-0000-000000-400	\$ 1.50
81066	17	4/30/2026	RC	Western Stu. Milk	006-1514-0000-000000-500	5.00
						<b>\$ 169.50</b>
<b>Receipt:</b>	<b>1523</b>					
81011	4	4/10/2026	RC	HS/JH Adult Ala Carte	006-1523-0000-000000-100	176.85
81011	9	4/10/2026	RC	Eastern Adult Ala Carte	006-1523-0000-000000-300	39.65
81011	14	4/10/2026	RC	Central Adult Ala Carte	006-1523-0000-000000-400	0.00
81011	19	4/10/2026	RC	Western Adult Ala Carte	006-1523-0000-000000-500	0.00
81035	4	4/17/2026	RC	HS/JH Adult Ala Carte	006-1523-0000-000000-100	223.05
81035	9	4/17/2026	RC	Eastern Adult Ala Carte	006-1523-0000-000000-300	51.50
81035	14	4/17/2026	RC	Central Adult Ala Carte	006-1523-0000-000000-400	0.00
81035	19	4/17/2026	RC	Western Adult Ala Carte	006-1523-0000-000000-500	4.50
81067	4	4/24/2026	RC	HS/JH Adult Ala Carte	006-1523-0000-000000-100	202.90
81067	9	4/24/2026	RC	Eastern Adult Ala Carte	006-1523-0000-000000-300	33.00
81067	14	4/24/2026	RC	Central Adult Ala Carte	006-1523-0000-000000-400	0.00
81067	19	4/24/2026	RC	Western Adult Ala Carte	006-1523-0000-000000-500	4.50
81066	4	4/30/2026	RC	HS/JH Adult Ala Carte	006-1523-0000-000000-100	180.25
81066	9	4/30/2026	RC	Eastern Adult Ala Carte	006-1523-0000-000000-300	13.40
81066	14	4/30/2026	RC	Central Adult Ala Carte	006-1523-0000-000000-400	0.00
81066	19	4/30/2026	RC	Western Adult Ala Carte	006-1523-0000-000000-500	0.00
						<b>\$ 929.60</b>
<b>Receipt:</b>	<b>3200</b>					
80993	1	4/3/2026	RC	State Reduced Meal Reimb High	006-3200-0000-000000-100	324.00
80993	2	4/3/2026	RC	State Reduced Meal Reimb Jr High	006-3200-0000-000000-200	0.00
80993	3	4/3/2026	RC	State Reduced Meal Reimb Central	006-3200-0000-000000-400	130.60
80993	4	4/3/2026	RC	State Reduced Meal Reimb East	006-3200-0000-000000-300	194.70
80993	5	4/3/2026	RC	State Reduced Meal Reimb Western	006-3200-0000-000000-500	115.70
81062	1	4/17/2026	RC	State Lunch FY2026 -Central	006-3200-0000-000000-400	1,187.27
81062	2	4/17/2026	RC	State Lunch FY2026 - Eastern	006-3200-0000-000000-300	1,187.27
81062	3	4/17/2026	RC	State Lunch FY2026 - HS/JH	006-3200-0000-000000-100	2,374.53
81062	4	4/17/2026	RC	State Lunch FY2026 - Western	006-3200-0000-000000-500	1,187.27
						<b>\$ 6,701.34</b>
<b>Receipt:</b>	<b>4120</b>					
80994	1	4/3/2026	RC	Federal Reimb Lunch High	006-4120-0000-000000-100	17,416.74
80994	2	4/3/2026	RC	Federal Reimb Lunch Jr High	006-4120-0000-000000-200	0.00
80994	3	4/3/2026	RC	Federal Reimb Lunch Central	006-4120-0000-000000-400	7,715.44
80994	4	4/3/2026	RC	Federal Reimb Lunch East	006-4120-0000-000000-300	11,423.42
80994	5	4/3/2026	RC	Federal Reimb Lunch Western	006-4120-0000-000000-500	7,005.22
80994	6	4/3/2026	RC	Fed Reimb Breakfast - High	006-4120-0000-000000-100	1,888.94
80994	7	4/3/2026	RC	Federal Reimb Breakfast - Jr H	006-4120-0000-000000-200	0.00

Reporting Period: May 2026 (FY 2026)

5/4/26 9:22 AM

Start Date: 4/01/2026

End Date: 4/30/2026

### LEXINGTON LOCAL SCHOOLS Receipts Ledger Report

Receipt #	Line #	Date	Type	Description	Full Account Code	Amount
80994	8	4/3/2026	RC	Federal Reimb Break - Central	006-4120-0000-000000-400	\$ 945.84
80994	9	4/3/2026	RC	Federal Reimb Break - East	006-4120-0000-000000-300	1,877.22
80994	10	4/3/2026	RC	Federal Reimb Break - Western	006-4120-0000-000000-500	938.96
						<b>\$ 49,211.78</b>
						<b>\$ 98,399.95</b>
<b>Fund:</b>	<b>007</b>					
<b>Receipt:</b>	<b>1410</b>					
81075	5	4/30/2026	RC	Richland Bank Int - Minutemen	007-1410-9100-000000-000	356.67
						<b>\$ 356.67</b>
						<b>\$ 356.67</b>
<b>Fund:</b>	<b>010</b>					
<b>Receipt:</b>	<b>1410</b>					
81075	7	4/30/2026	RC	Classroom Facilities Fund - Local	010-1410-9001-000000-000	8,705.83
81075	8	4/30/2026	RC	Classroom Facilities Fund - State	010-1410-9901-000000-000	9,392.62
						<b>\$ 18,098.45</b>
<b>Receipt:</b>	<b>3219</b>					
81017	1	4/10/2026	RC	OFCC Drawdown #2	010-3219-9900-000000-000	859,130.00
						<b>\$ 859,130.00</b>
						<b>\$ 877,228.45</b>
<b>Fund:</b>	<b>018</b>					
<b>Receipt:</b>	<b>1630</b>					
81039	1	4/22/2026	RC	Cedar Point Field Trip	018-1630-9100-000000-000	792.00
81015	3	4/14/2026	RC	Eastern School Fees - Principals Acct	018-1630-9300-000000-000	2.00
81021	1	4/15/2026	RC	5th and 6th Grade Field Trip	018-1630-9300-000000-000	339.00
81021	3	4/15/2026	RC	Eastern School Fees - Princ Acct	018-1630-9300-000000-000	2.00
81033	3	4/21/2026	RC	Eastern School Fees - Principals Acct	018-1630-9300-000000-000	22.00
81041	1	4/22/2026	RC	5th gr fieldtrip Ohio Bird Sanctuary	018-1630-9300-000000-000	213.00
81042	1	4/22/2026	RC	6th Grade Field Trip - Play	018-1630-9300-000000-000	343.80
81056	1	4/28/2026	RC	6th Grade Field Trip - Play	018-1630-9300-000000-000	150.00
81057	1	4/28/2026	RC	5th gr fieldtrip Ohio Bird Sanctuary	018-1630-9300-000000-000	696.00
81058	2	4/28/2026	RC	Eastern School fees - Princ Acct	018-1630-9300-000000-000	6.00
						<b>\$ 2,565.80</b>
<b>Receipt:</b>	<b>1690</b>					
81005	1	4/10/2026	RC	MD Coffee service	018-1690-9100-000000-000	169.05
81023	4	4/16/2026	RC	AP Exams	018-1690-9100-000000-000	40.00
81025	1	4/17/2026	RC	MD Coffee service	018-1690-9100-000000-000	176.60
81040	1	4/22/2026	RC	AP Exams	018-1690-9100-000000-000	100.00
81047	1	4/27/2026	RC	MD Coffee service	018-1690-9100-000000-000	175.00
81051	1	4/28/2026	RC	Donations - Mother's Day Flowers Fundraiser	018-1690-9100-000000-000	250.00
81052	1	4/28/2026	RC	T-Shirts - High School	018-1690-9100-000000-000	168.00

Reporting Period: May 2026 (FY 2026)

5/4/26 9:22 AM

Start Date: 4/01/2026

End Date: 4/30/2026

### LEXINGTON LOCAL SCHOOLS Receipts Ledger Report

Receipt #	Line #	Date	Type	Description	Full Account Code	Amount
81053	1	4/28/2026	RC	AP Exams	018-1690-9100-000000-000	\$ 99.00
81058	3	4/28/2026	RC	Kona Ice PBIS	018-1690-9300-000000-000	152.80
81058	5	4/28/2026	RC	Box Tops	018-1690-9301-000000-300	19.00
<b>Receipt:</b>	<b>1820</b>					<b>\$ 1,349.45</b>
81015	1	4/14/2026	RC	Eastern Donations PBIS	018-1820-9300-000000-000	1,400.00
81033	1	4/21/2026	RC	Eastern Donation PBIS	018-1820-9300-000000-000	300.00
81049	1	4/24/2026	RC	Kona Ice	018-1820-9400-000000-000	162.00
<b>Receipt:</b>	<b>1890</b>					<b>\$ 1,862.00</b>
81048	1	4/24/2026	RC	Box Tops	018-1890-9401-000000-000	26.80
						<b>\$ 26.80</b>
<b>Fund:</b>	<b>024</b>					<b>\$ 5,804.05</b>
<b>Receipt:</b>	<b>1410</b>					
81075	2	4/30/2026	RC	Richland Bank Int. 024	024-1410-0000-000000-000	3,218.30
<b>Receipt:</b>	<b>1872</b>					<b>\$ 3,218.30</b>
81012	1	4/20/2026	RC	Employees' Premiums April	024-1872-0000-000000-000	81,869.05
81013	1	4/20/2026	RC	Board's Premiums April	024-1872-0000-000000-000	416,118.25
						<b>\$ 497,987.30</b>
<b>Fund:</b>	<b>034</b>					<b>\$ 501,205.60</b>
<b>Receipt:</b>	<b>1111</b>					
81001	5	4/7/2026	RC	Perm Improv (.5 Mill) - Morrow	034-1111-0000-000000-000	6,146.30
81014	5	4/14/2026	RC	Prop Tax Adv Richland Perm Imp (.5 Mill)	034-1111-0000-000000-000	7,888.91
81050	5	4/24/2026	RC	MH Tax Morrow - PI (.5 Mill)	034-1111-0000-000000-000	145.80
<b>Receipt:</b>	<b>1122</b>					<b>\$ 14,181.01</b>
81001	10	4/7/2026	RC	Pers Prop Tax-PI (.5 Mill)-Morrow	034-1122-0000-000000-000	615.50
81014	10	4/14/2026	RC	Personal Prop Tax Adv Richland Perm Imp (.5 Mill)	034-1122-0000-000000-000	6,399.54
						<b>\$ 7,015.04</b>
<b>Fund:</b>	<b>200</b>					<b>\$ 21,196.05</b>
<b>Receipt:</b>	<b>1620</b>					
80988	1	4/1/2026	RC	Musical - High School Musical Online Sales	200-1620-9102-000000-000	220.00
80989	1	4/2/2026	RC	Musical - High School Musical Online Sales	200-1620-9102-000000-000	30.00
80990	1	4/6/2026	RC	Musical - High School Musical Online Sales	200-1620-9102-000000-000	180.00
80991	1	4/7/2026	RC	Musical - High School Musical Online Sales	200-1620-9102-000000-000	150.00

Reporting Period: May 2026 (FY 2026)

Start Date: 4/01/2026

End Date: 4/30/2026

5/4/26 9:22 AM

## LEXINGTON LOCAL SCHOOLS Receipts Ledger Report

Receipt #	Line #	Date	Type	Description	Full Account Code	Amount
80992	1	4/8/2026	RC	Musical - High School Musical Online Sales	200-1620-9102-000000-000	\$ 489.00
80999	1	4/9/2026	RC	Musical - High School Musical Online Sales	200-1620-9102-000000-000	140.00
81009	1	4/10/2026	RC	Musical - High School Musical Online Sales	200-1620-9102-000000-000	225.00
81010	1	4/13/2026	RC	Musical - High School Musical Online Sales	200-1620-9102-000000-000	322.00
81016	1	4/14/2026	RC	Musical - High School Musical Online Sales	200-1620-9102-000000-000	494.00
81019	1	4/15/2026	RC	Musical - High School Musical Online Sales	200-1620-9102-000000-000	1,060.00
81022	1	4/16/2026	RC	Musical - High School Musical Online Sales	200-1620-9102-000000-000	551.00
81026	1	4/17/2026	RC	Musical - High School Musical Online Sales	200-1620-9102-000000-000	645.00
81027	1	4/20/2026	RC	Musical - High School Musical Online Sales	200-1620-9102-000000-000	1,164.00
81032	1	4/21/2026	RC	Musical - High School Musical Online Sales	200-1620-9102-000000-000	1,309.00
81036	1	4/22/2026	RC	Musical - High School Musical Online Sales	200-1620-9102-000000-000	1,922.00
81046	1	4/27/2026	RC	Prom ticket sales	200-1620-9114-000000-000	770.00
<b>Receipt: 1690</b>						<b>\$ 9,671.00</b>
81023	2	4/16/2026	RC	Yearbook Ad Sales	200-1690-9119-000000-000	115.00
81003	1	4/9/2026	RC	Robotics JH - Robotics Education & Competition Foundation	200-1690-9207-000000-000	561.00
						<b>\$ 676.00</b>
<b>Fund: 300</b>						<b>\$ 10,347.00</b>
<b>Receipt: 1610</b>						
81002	1	4/8/2026	RC	Track Adm vs. Ashland/Shelby	300-1610-9600-000000-712	2,476.00
80999	2	4/9/2026	RC	HS Track Tri-Meet - Lexington, Ashland, Shelby Online Sales	300-1610-9600-000000-712	116.00
81009	2	4/10/2026	RC	HS Track Invite adm Online Sales	300-1610-9600-000000-712	24.00
81008	1	4/13/2026	RC	Lex Track Invite Adm	300-1610-9600-000000-712	5,691.00
81010	2	4/13/2026	RC	HS Track Invite adm Online Sales	300-1610-9600-000000-712	29.00
81016	2	4/14/2026	RC	HS Track Invite adm Online Sales	300-1610-9600-000000-712	87.00
81018	1	4/14/2026	RC	JH Track Adm vs. Ontario	300-1610-9600-000000-719	1,344.00
81019	2	4/15/2026	RC	HS Track Invite adm Online Sales	300-1610-9600-000000-712	1,423.00
81045	1	4/21/2026	RC	JH Track Adm vs. Madison	300-1610-9600-000000-719	896.00
81036	2	4/22/2026	RC	JH Track adm vs. Madison Online Sales	300-1610-9600-000000-719	54.00
81043	1	4/23/2026	RC	HS Track Meet adm vs. Ashland Online Sales	300-1610-9600-000000-712	58.00
81044	1	4/23/2026	RC	HS Track Adm vs. Ashland	300-1610-9600-000000-712	1,883.00
<b>Receipt: 1690</b>						<b>\$ 14,081.00</b>
81006	1	4/10/2026	RC	Ohio Health Contract Agreement (Payment 2 of 2)	300-1690-9601-000000-000	12,500.00
<b>Receipt: 1890</b>						<b>\$ 12,500.00</b>
81044	2	4/23/2026	RC	Wrestling Entry Fees	300-1890-9600-000000-710	240.00

Reporting Period: May 2026 (FY 2026)

Start Date: 4/01/2026

End Date: 4/30/2026

5/4/26 9:22 AM

**LEXINGTON LOCAL SCHOOLS**  
**Receipts Ledger Report**

Receipt #	Line #	Date	Type	Description	Full Account Code	Amount	
	81044	3	4/23/2026	RC	Boys Golf Entry Fees	300-1890-9600-000000-706	\$ 390.00
<b>Receipt:</b>	<b>5300</b>					<b>\$ 630.00</b>	
	80998	2	4/8/2026	RC	Refund - Game One	300-5300-9600-000000-000	355.00
						<b>\$ 355.00</b>	
<b>Fund:</b>	<b>516</b>					<b>\$ 27,566.00</b>	
<b>Receipt:</b>	<b>4229</b>						
	80995	1	4/1/2026	RC	IDEA-B Revenue	516-4229-9026-000000-000	53,498.92
						<b>\$ 53,498.92</b>	
<b>Fund:</b>	<b>572</b>					<b>\$ 53,498.92</b>	
<b>Receipt:</b>	<b>4229</b>						
	81064	1	4/29/2026	RC	Title I Revenue	572-4229-9026-000000-000	29,625.19
						<b>\$ 29,625.19</b>	
<b>Fund:</b>	<b>584</b>					<b>\$ 29,625.19</b>	
<b>Receipt:</b>	<b>4220</b>						
	80997	1	4/3/2026	RC	Stronger Connections Grant Revenue	584-4220-9924-000000-000	12,980.98
						<b>\$ 12,980.98</b>	
<b>Receipt:</b>	<b>4229</b>						
	81065	1	4/29/2026	RC	Title IV Revenue	584-4229-9026-000000-000	26,143.93
						<b>\$ 26,143.93</b>	
<b>Fund:</b>	<b>587</b>					<b>\$ 39,124.91</b>	
<b>Receipt:</b>	<b>4229</b>						
	81063	1	4/24/2026	RC	ECSE Revenue	587-4229-9026-000000-000	8,833.22
						<b>\$ 8,833.22</b>	
<b>Fund:</b>	<b>590</b>					<b>\$ 8,833.22</b>	
<b>Receipt:</b>	<b>4229</b>						
	80996	1	4/2/2026	RC	Title II-A Revenue	590-4229-9026-000000-000	6,052.87
						<b>\$ 6,052.87</b>	
<b>Grand Total</b>						<b>\$ 3,535,553.47</b>	

Reporting Period: April 2026 (FY 2026)

5/4/26 9:25 AM

As Of Period: 04/30/2026

**LEXINGTON LOCAL SCHOOLS**  
**Revenue Account Summary**

Fund-SCC	Description	FYTDReceivable	FYTD Received	MTD Received	YTD Received
<b>SCC:</b>	<b>0000</b>				
001-0000	GENERAL FUND	\$ 28,490,266.98	\$ 25,695,217.39	\$ 1,636,107.06	\$ 12,945,701.99
		<b>\$ 28,490,266.98</b>	<b>\$ 25,695,217.39</b>	<b>\$ 1,636,107.06</b>	<b>\$ 12,945,701.99</b>
<b>SCC:</b>	<b>9412</b>				
001-9412	GENERAL BUDGET RESERVE SET-ASIDE-1%/BWC	0.00	0.00	0.00	0.00
		<b>\$ 0.00</b>	<b>\$ 0.00</b>	<b>\$ 0.00</b>	<b>\$ 0.00</b>
<b>SCC:</b>	<b>0000</b>				
002-0000	BOND RETIREMENT FUND	3,028,229.41	3,388,830.62	193,523.93	1,928,463.93
		<b>\$ 3,028,229.41</b>	<b>\$ 3,388,830.62</b>	<b>\$ 193,523.93</b>	<b>\$ 1,928,463.93</b>
<b>SCC:</b>	<b>9025</b>				
002-9025	BOND RETIREMENT FUND - PI TANS	397,123.25	397,123.25	0.00	397,123.25
		<b>\$ 397,123.25</b>	<b>\$ 397,123.25</b>	<b>\$ 0.00</b>	<b>\$ 397,123.25</b>
<b>SCC:</b>	<b>0000</b>				
003-0000	PERMANENT IMPROVEMENT FUND	749,906.43	370,159.67	25,087.96	28,264.71
004-0000	LFI BUILDING FUND	16,010.28	16,834.42	1,595.64	6,933.00
006-0000	FOOD SERVICE FUND	879,059.31	865,787.32	98,067.65	305,224.28
		<b>\$ 1,644,976.02</b>	<b>\$ 1,252,781.41</b>	<b>\$ 124,751.25</b>	<b>\$ 340,421.99</b>
<b>SCC:</b>	<b>9100</b>				
007-9100	LEXINGTON MINUTEMEN ACADEMIC SCHOLARSHIP FUND	18,131.36	14,528.32	356.67	5,096.08
		<b>\$ 18,131.36</b>	<b>\$ 14,528.32</b>	<b>\$ 356.67</b>	<b>\$ 5,096.08</b>
<b>SCC:</b>	<b>9800</b>				
007-9800	TERRY McCAMMON SCHOLARSHIP FUND	500.00	0.00	0.00	0.00
		<b>\$ 500.00</b>	<b>\$ 0.00</b>	<b>\$ 0.00</b>	<b>\$ 0.00</b>
<b>SCC:</b>	<b>0000</b>				
010-0000	CLASSROOM FACILITIES CONSTRUCTION FUND - LOCAL	46,500,000.00	0.00	0.00	0.00
		<b>\$ 46,500,000.00</b>	<b>\$ 0.00</b>	<b>\$ 0.00</b>	<b>\$ 0.00</b>
<b>SCC:</b>	<b>9001</b>				
010-9001	CLASSROOM FACILITIES CONSTRUCTION FUND - LOCAL INTEREST	86,000.00	93,051.02	8,705.83	38,021.29
		<b>\$ 86,000.00</b>	<b>\$ 93,051.02</b>	<b>\$ 8,705.83</b>	<b>\$ 38,021.29</b>
<b>SCC:</b>	<b>9900</b>				
010-9900	CLASSROOM FACILITIES CONSTRUCTION FUND - STATE	0.00	4,502,325.00	859,130.00	859,130.00
		<b>\$ 0.00</b>	<b>\$ 4,502,325.00</b>	<b>\$ 859,130.00</b>	<b>\$ 859,130.00</b>
<b>SCC:</b>	<b>9901</b>				
010-9901	CLASSROOM FACILITIES CONSTRUCTION FUND - STATE INTEREST	0.00	57,890.10	9,392.62	35,966.56

Reporting Period: April 2026 (FY 2026)  
 As Of Period: 04/30/2026

5/4/26 9:25 AM

**LEXINGTON LOCAL SCHOOLS**  
**Revenue Account Summary**

Fund-SCC	Description	FYTDReceivable	FYTD Received	MTD Received	YTD Received
		<b>\$ 0.00</b>	<b>\$ 57,890.10</b>	<b>\$ 9,392.62</b>	<b>\$ 35,966.56</b>
<b>SCC:</b>	<b>9100</b>				
018-9100	HIGH SCHOOL PRINCIPAL'S FUND	\$ 11,249.97	\$ 8,276.01	\$ 1,969.65	\$ 4,710.67
		<b>\$ 11,249.97</b>	<b>\$ 8,276.01</b>	<b>\$ 1,969.65</b>	<b>\$ 4,710.67</b>
<b>SCC:</b>	<b>9101</b>				
018-9101	HIGH SCHOOL FLOWER FUND	100.00	202.00	0.00	0.00
		<b>\$ 100.00</b>	<b>\$ 202.00</b>	<b>\$ 0.00</b>	<b>\$ 0.00</b>
<b>SCC:</b>	<b>9102</b>				
018-9102	HIGH SCHOOL ART	0.00	0.00	0.00	0.00
		<b>\$ 0.00</b>	<b>\$ 0.00</b>	<b>\$ 0.00</b>	<b>\$ 0.00</b>
<b>SCC:</b>	<b>9103</b>				
018-9103	MERRY MINUTEMEN PBIS	24,688.19	4,926.74	0.00	0.00
		<b>\$ 24,688.19</b>	<b>\$ 4,926.74</b>	<b>\$ 0.00</b>	<b>\$ 0.00</b>
<b>SCC:</b>	<b>9200</b>				
018-9200	JUNIOR HIGH PRINCIPAL'S FUND	1,469.51	600.00	0.00	300.00
		<b>\$ 1,469.51</b>	<b>\$ 600.00</b>	<b>\$ 0.00</b>	<b>\$ 300.00</b>
<b>SCC:</b>	<b>9300</b>				
018-9300	EASTERN PRINCIPAL'S FUND	14,935.49	11,376.80	3,626.60	4,714.54
		<b>\$ 14,935.49</b>	<b>\$ 11,376.80</b>	<b>\$ 3,626.60</b>	<b>\$ 4,714.54</b>
<b>SCC:</b>	<b>9301</b>				
018-9301	EASTERN ELEMENTARY BOOKFAIR/BOXTOPS FUND	395.50	216.67	19.00	61.70
		<b>\$ 395.50</b>	<b>\$ 216.67</b>	<b>\$ 19.00</b>	<b>\$ 61.70</b>
<b>SCC:</b>	<b>9302</b>				
018-9302	EASTERN ELEMENTARY MATH	0.00	0.00	0.00	0.00
		<b>\$ 0.00</b>	<b>\$ 0.00</b>	<b>\$ 0.00</b>	<b>\$ 0.00</b>
<b>SCC:</b>	<b>9303</b>				
018-9303	EASTERN RUN CLUB	1,190.00	1,380.00	0.00	0.00
		<b>\$ 1,190.00</b>	<b>\$ 1,380.00</b>	<b>\$ 0.00</b>	<b>\$ 0.00</b>
<b>SCC:</b>	<b>9400</b>				
018-9400	CENTRAL PRINCIPAL'S FUND	4,750.00	5,629.04	162.00	1,631.73
		<b>\$ 4,750.00</b>	<b>\$ 5,629.04</b>	<b>\$ 162.00</b>	<b>\$ 1,631.73</b>
<b>SCC:</b>	<b>9401</b>				
018-9401	CENTRAL ELEMENTARY BOOKFAIR FUND	5,049.99	2,680.41	26.80	56.80
		<b>\$ 5,049.99</b>	<b>\$ 2,680.41</b>	<b>\$ 26.80</b>	<b>\$ 56.80</b>
<b>SCC:</b>	<b>9402</b>				
018-9402	CENTRAL ELEMENTARY ART	0.00	0.00	0.00	0.00
		<b>\$ 0.00</b>	<b>\$ 0.00</b>	<b>\$ 0.00</b>	<b>\$ 0.00</b>
<b>SCC:</b>	<b>9500</b>				
018-9500	WESTERN PRINCIPAL'S FUND	4,700.00	2,305.33	0.00	305.40

Reporting Period: April 2026 (FY 2026)  
 As Of Period: 04/30/2026

5/4/26 9:25 AM

**LEXINGTON LOCAL SCHOOLS**  
**Revenue Account Summary**

Fund-SCC	Description	FYTDReceivable	FYTD Received	MTD Received	YTD Received
<b>SCC:</b>	<b>9501</b>	<b>\$ 4,700.00</b>	<b>\$ 2,305.33</b>	<b>\$ 0.00</b>	<b>\$ 305.40</b>
018-9501	WESTERN ELEMENTARY BOOKFAIR/BOXTOPS FUND	\$ 3,757.69	\$ 1,449.36	\$ 0.00	\$ 1,449.36
		<b>\$ 3,757.69</b>	<b>\$ 1,449.36</b>	<b>\$ 0.00</b>	<b>\$ 1,449.36</b>
<b>SCC:</b>	<b>9503</b>				
018-9503	WESTERN ELEMENTARY ART	0.00	0.00	0.00	0.00
		<b>\$ 0.00</b>	<b>\$ 0.00</b>	<b>\$ 0.00</b>	<b>\$ 0.00</b>
<b>SCC:</b>	<b>9901</b>				
018-9901	JUNIOR HIGH TEACHER ADVISORY FUND	0.00	0.00	0.00	0.00
		<b>\$ 0.00</b>	<b>\$ 0.00</b>	<b>\$ 0.00</b>	<b>\$ 0.00</b>
<b>SCC:</b>	<b>9001</b>				
019-9001	ACADEMIC BOOSTERS GRANTS	0.00	0.00	0.00	0.00
		<b>\$ 0.00</b>	<b>\$ 0.00</b>	<b>\$ 0.00</b>	<b>\$ 0.00</b>
<b>SCC:</b>	<b>9121</b>				
019-9121	CENTRAL ELEMENTARY PTO GRANTS	62.48	3,646.46	0.00	3,637.32
		<b>\$ 62.48</b>	<b>\$ 3,646.46</b>	<b>\$ 0.00</b>	<b>\$ 3,637.32</b>
<b>SCC:</b>	<b>9122</b>				
019-9122	EASTERN ELEMENTARY PTO GRANTS	62.46	2,560.08	0.00	2,547.34
		<b>\$ 62.46</b>	<b>\$ 2,560.08</b>	<b>\$ 0.00</b>	<b>\$ 2,547.34</b>
<b>SCC:</b>	<b>9123</b>				
019-9123	WESTERN ELEMENTARY PTO GRANTS	62.45	23.27	0.00	12.33
		<b>\$ 62.45</b>	<b>\$ 23.27</b>	<b>\$ 0.00</b>	<b>\$ 12.33</b>
<b>SCC:</b>	<b>9239</b>				
019-9239	COLUMBUS FOUNDATION STEM CLASSROOM GRANT	0.00	0.00	0.00	0.00
		<b>\$ 0.00</b>	<b>\$ 0.00</b>	<b>\$ 0.00</b>	<b>\$ 0.00</b>
<b>SCC:</b>	<b>9240</b>				
019-9240	RICH CO FOUND - VEX ROBOTICS	1,500.00	1,500.00	0.00	0.00
		<b>\$ 1,500.00</b>	<b>\$ 1,500.00</b>	<b>\$ 0.00</b>	<b>\$ 0.00</b>
<b>SCC:</b>	<b>9241</b>				
019-9241	RICH CO FOUND - PATHOLOGIES OF BONES	1,208.00	1,208.00	0.00	0.00
		<b>\$ 1,208.00</b>	<b>\$ 1,208.00</b>	<b>\$ 0.00</b>	<b>\$ 0.00</b>
<b>SCC:</b>	<b>9242</b>				
019-9242	RICH CO FOUND - MOTIVATING WITH MEASUREMENTS	1,091.00	1,091.04	0.00	0.00
		<b>\$ 1,091.00</b>	<b>\$ 1,091.04</b>	<b>\$ 0.00</b>	<b>\$ 0.00</b>
<b>SCC:</b>	<b>9243</b>				

Reporting Period: April 2026 (FY 2026)

5/4/26 9:25 AM

As Of Period: 04/30/2026

**LEXINGTON LOCAL SCHOOLS**  
**Revenue Account Summary**

Fund-SCC	Description	FYTDReceivable	FYTD Received	MTD Received	YTD Received
019-9243	RICH CO FOUND - DAILY READING	\$ 300.00	\$ 299.84	\$ 0.00	\$ 0.00
		<b>\$ 300.00</b>	<b>\$ 299.84</b>	<b>\$ 0.00</b>	<b>\$ 0.00</b>
<b>SCC:</b>	<b>9301</b>				
019-9301	RICH CO FOUND/SECO ROBOTICS GRANT (HEIMANN)	0.00	0.00	0.00	0.00
		<b>\$ 0.00</b>	<b>\$ 0.00</b>	<b>\$ 0.00</b>	<b>\$ 0.00</b>
<b>SCC:</b>	<b>9302</b>				
019-9302	RICH CO RETIRED TEACHERS ASSOC	0.00	0.00	0.00	0.00
		<b>\$ 0.00</b>	<b>\$ 0.00</b>	<b>\$ 0.00</b>	<b>\$ 0.00</b>
<b>SCC:</b>	<b>9304</b>				
019-9304	RICHLAND CO RETIRED TEACHERS - HS ENGLISH	0.00	0.00	0.00	0.00
		<b>\$ 0.00</b>	<b>\$ 0.00</b>	<b>\$ 0.00</b>	<b>\$ 0.00</b>
<b>SCC:</b>	<b>9306</b>				
019-9306	DIRECTIONS CARES CLASSROOM GRANT	0.00	0.00	0.00	0.00
		<b>\$ 0.00</b>	<b>\$ 0.00</b>	<b>\$ 0.00</b>	<b>\$ 0.00</b>
<b>SCC:</b>	<b>9307</b>				
019-9307	RICH CO RETIRED TEACHERS GRANT - JH MATH	0.00	300.00	0.00	0.00
		<b>\$ 0.00</b>	<b>\$ 300.00</b>	<b>\$ 0.00</b>	<b>\$ 0.00</b>
<b>SCC:</b>	<b>9308</b>				
019-9308	RICH CO RETIRED TEACHERS GRANT - EASTERN VOCAB	0.00	397.37	0.00	0.00
		<b>\$ 0.00</b>	<b>\$ 397.37</b>	<b>\$ 0.00</b>	<b>\$ 0.00</b>
<b>SCC:</b>	<b>9401</b>				
019-9401	MARTHA HOLDEN JENNINGS GRANT	0.00	0.00	0.00	0.00
		<b>\$ 0.00</b>	<b>\$ 0.00</b>	<b>\$ 0.00</b>	<b>\$ 0.00</b>
<b>SCC:</b>	<b>9601</b>				
022-9601	OHSAA TOURNAMENT AGENCY FUND	0.00	4,657.00	(1,555.00)	1,460.00
		<b>\$ 0.00</b>	<b>\$ 4,657.00</b>	<b>\$ (1,555.00)</b>	<b>\$ 1,460.00</b>
<b>SCC:</b>	<b>0000</b>				
024-0000	EMPLOYEE BENEFITS FUND FOR MEDICAL/DENTAL	6,180,233.89	5,079,050.49	501,205.60	2,015,700.54
034-0000	OFCC PROJECT MAINTENANCE FUND	192,695.82	192,852.66	21,196.05	109,656.05
		<b>\$ 6,372,929.71</b>	<b>\$ 5,271,903.15</b>	<b>\$ 522,401.65</b>	<b>\$ 2,125,356.59</b>
<b>SCC:</b>	<b>9101</b>				
200-9101	HIGH SCHOOL ART CLUB	0.00	0.00	0.00	0.00
		<b>\$ 0.00</b>	<b>\$ 0.00</b>	<b>\$ 0.00</b>	<b>\$ 0.00</b>
<b>SCC:</b>	<b>9102</b>				

Reporting Period: April 2026 (FY 2026)  
 As Of Period: 04/30/2026

5/4/26 9:25 AM

**LEXINGTON LOCAL SCHOOLS  
 Revenue Account Summary**

Fund-SCC	Description	FYTDReceivable	FYTD Received	MTD Received	YTD Received
200-9102	HIGH SCHOOL DRAMA CLUB	\$ 12,076.36	\$ 9,335.00	\$ 8,901.00	\$ 9,335.00
<b>SCC:</b>	<b>9103</b>	<b>\$ 12,076.36</b>	<b>\$ 9,335.00</b>	<b>\$ 8,901.00</b>	<b>\$ 9,335.00</b>
200-9103	HIGH SCHOOL MATH CLUB	0.00	0.00	0.00	0.00
<b>SCC:</b>	<b>9104</b>	<b>\$ 0.00</b>	<b>\$ 0.00</b>	<b>\$ 0.00</b>	<b>\$ 0.00</b>
200-9104	HIGH SCHOOL LEADERSHIP COUNCIL	1,700.00	2,150.00	0.00	2,150.00
<b>SCC:</b>	<b>9107</b>	<b>\$ 1,700.00</b>	<b>\$ 2,150.00</b>	<b>\$ 0.00</b>	<b>\$ 2,150.00</b>
200-9107	HIGH SCHOOL SPANISH CLUB	0.00	0.00	0.00	0.00
<b>SCC:</b>	<b>9108</b>	<b>\$ 0.00</b>	<b>\$ 0.00</b>	<b>\$ 0.00</b>	<b>\$ 0.00</b>
200-9108	HIGH SCHOOL LEO CLUB	1,002.00	918.19	0.00	320.00
<b>SCC:</b>	<b>9114</b>	<b>\$ 1,002.00</b>	<b>\$ 918.19</b>	<b>\$ 0.00</b>	<b>\$ 320.00</b>
200-9114	HIGH SCHOOL STUDENT COUNCIL FUND	4,193.75	4,561.61	770.00	1,973.00
<b>SCC:</b>	<b>9115</b>	<b>\$ 4,193.75</b>	<b>\$ 4,561.61</b>	<b>\$ 770.00</b>	<b>\$ 1,973.00</b>
200-9115	HIGH SCHOOL KEY CLUB	680.00	3,286.25	0.00	0.00
<b>SCC:</b>	<b>9116</b>	<b>\$ 680.00</b>	<b>\$ 3,286.25</b>	<b>\$ 0.00</b>	<b>\$ 0.00</b>
200-9116	HIGH SCHOOL CHESS CLUB	100.00	0.00	0.00	0.00
<b>SCC:</b>	<b>9119</b>	<b>\$ 100.00</b>	<b>\$ 0.00</b>	<b>\$ 0.00</b>	<b>\$ 0.00</b>
200-9119	HIGH SCHOOL YEARBOOK FUND	13,290.00	11,985.00	115.00	1,210.00
<b>SCC:</b>	<b>9120</b>	<b>\$ 13,290.00</b>	<b>\$ 11,985.00</b>	<b>\$ 115.00</b>	<b>\$ 1,210.00</b>
200-9120	HIGH SCHOOL JOURNALISM FUND	0.00	0.00	0.00	0.00
<b>SCC:</b>	<b>9121</b>	<b>\$ 0.00</b>	<b>\$ 0.00</b>	<b>\$ 0.00</b>	<b>\$ 0.00</b>
200-9121	HIGH SCHOOL NATIONAL HONOR SOCIETY	5,652.50	3,120.75	0.00	2,746.50
<b>SCC:</b>	<b>9201</b>	<b>\$ 5,652.50</b>	<b>\$ 3,120.75</b>	<b>\$ 0.00</b>	<b>\$ 2,746.50</b>
200-9201	JUNIOR HIGH ART CLUB	383.00	18.00	0.00	18.00
<b>SCC:</b>	<b>9204</b>	<b>\$ 383.00</b>	<b>\$ 18.00</b>	<b>\$ 0.00</b>	<b>\$ 18.00</b>
200-9204	JUNIOR HIGH STUDENT COUNCIL FUND	2,449.10	1,288.50	0.00	613.50
<b>SCC:</b>	<b>9204</b>	<b>\$ 2,449.10</b>	<b>\$ 1,288.50</b>	<b>\$ 0.00</b>	<b>\$ 613.50</b>

5 of 7

Reporting Period: April 2026 (FY 2026)  
 As Of Period: 04/30/2026

5/4/26 9:25 AM

**LEXINGTON LOCAL SCHOOLS**  
**Revenue Account Summary**

Fund-SCC	Description	FYTDReceivable	FYTD Received	MTD Received	YTD Received
<b>SCC:</b>	<b>9205</b>				
200-9205	JUNIOR HIGH LIBRARY CLUB	\$ 0.00	\$ 0.00	\$ 0.00	\$ 0.00
		<b>\$ 0.00</b>	<b>\$ 0.00</b>	<b>\$ 0.00</b>	<b>\$ 0.00</b>
<b>SCC:</b>	<b>9207</b>				
200-9207	JUNIOR HIGH ROBOTICS FUND	6,527.96	616.00	561.00	561.00
		<b>\$ 6,527.96</b>	<b>\$ 616.00</b>	<b>\$ 561.00</b>	<b>\$ 561.00</b>
<b>SCC:</b>	<b>9301</b>				
200-9301	EASTERN ELEMENTARY STUDENT ACTIVITY FUND	1,008.00	1,457.77	0.00	898.95
		<b>\$ 1,008.00</b>	<b>\$ 1,457.77</b>	<b>\$ 0.00</b>	<b>\$ 898.95</b>
<b>SCC:</b>	<b>9302</b>				
200-9302	EASTERN ELEMENTARY ROBOTICS FUND	0.00	0.00	0.00	0.00
		<b>\$ 0.00</b>	<b>\$ 0.00</b>	<b>\$ 0.00</b>	<b>\$ 0.00</b>
<b>SCC:</b>	<b>9611</b>				
200-9611	HIGH SCHOOL INFORMED TEENS FUND	0.00	0.00	0.00	0.00
		<b>\$ 0.00</b>	<b>\$ 0.00</b>	<b>\$ 0.00</b>	<b>\$ 0.00</b>
<b>SCC:</b>	<b>9612</b>				
200-9612	JUNIOR HIGH INFORMED TEENS FUND	81.70	0.00	0.00	0.00
		<b>\$ 81.70</b>	<b>\$ 0.00</b>	<b>\$ 0.00</b>	<b>\$ 0.00</b>
<b>SCC:</b>	<b>9115</b>				
300-9115	JAZZ BAND	0.00	0.00	0.00	0.00
		<b>\$ 0.00</b>	<b>\$ 0.00</b>	<b>\$ 0.00</b>	<b>\$ 0.00</b>
<b>SCC:</b>	<b>9116</b>				
300-9116	CHOIR	0.00	0.00	0.00	0.00
		<b>\$ 0.00</b>	<b>\$ 0.00</b>	<b>\$ 0.00</b>	<b>\$ 0.00</b>
<b>SCC:</b>	<b>9206</b>				
300-9206	JUNIOR HIGH PHYS ED DEPARTMENT FUND	39.99	0.00	0.00	0.00
		<b>\$ 39.99</b>	<b>\$ 0.00</b>	<b>\$ 0.00</b>	<b>\$ 0.00</b>
<b>SCC:</b>	<b>9210</b>				
300-9210	JR HIGH INSTRUMENTAL	0.00	0.00	0.00	0.00
		<b>\$ 0.00</b>	<b>\$ 0.00</b>	<b>\$ 0.00</b>	<b>\$ 0.00</b>
<b>SCC:</b>	<b>9600</b>				
300-9600	ATHLETIC FUND	318,850.00	268,877.85	13,356.52	53,928.83
		<b>\$ 318,850.00</b>	<b>\$ 268,877.85</b>	<b>\$ 13,356.52</b>	<b>\$ 53,928.83</b>
<b>SCC:</b>	<b>9601</b>				
300-9601	ATHLETIC CAPITAL FUND	40,850.00	25,000.00	12,500.00	12,500.00
		<b>\$ 40,850.00</b>	<b>\$ 25,000.00</b>	<b>\$ 12,500.00</b>	<b>\$ 12,500.00</b>
<b>SCC:</b>	<b>9602</b>				

Reporting Period: April 2026 (FY 2026)  
 As Of Period: 04/30/2026

5/4/26 9:25 AM

**LEXINGTON LOCAL SCHOOLS**  
**Revenue Account Summary**

Fund-SCC	Description	FYTDReceivable	FYTD Received	MTD Received	YTD Received
300-9602	ORCHESTRA	\$ 150.00	\$ 0.00	\$ 0.00	\$ 0.00
		<b>\$ 150.00</b>	<b>\$ 0.00</b>	<b>\$ 0.00</b>	<b>\$ 0.00</b>
<b>SCC:</b>	<b>9603</b>				
300-9603	ELEMENTARY MUSIC	0.00	0.00	0.00	0.00
		<b>\$ 0.00</b>	<b>\$ 0.00</b>	<b>\$ 0.00</b>	<b>\$ 0.00</b>
<b>SCC:</b>	<b>9605</b>				
300-9605	BAND	0.00	0.00	0.00	0.00
		<b>\$ 0.00</b>	<b>\$ 0.00</b>	<b>\$ 0.00</b>	<b>\$ 0.00</b>
<b>SCC:</b>	<b>9026</b>				
451-9026	DATA COMMUNICATION FUND	0.00	10,291.40	0.00	5,291.40
516-9026	IDEA PART B GRANTS	528,217.00	524,984.62	53,498.92	287,825.21
		<b>\$ 528,217.00</b>	<b>\$ 535,276.02</b>	<b>\$ 53,498.92</b>	<b>\$ 293,116.61</b>
<b>SCC:</b>	<b>9025</b>				
572-9025	TITLE I DISADVANTAGED CHILDREN	18,247.69	30,128.30	0.00	0.00
		<b>\$ 18,247.69</b>	<b>\$ 30,128.30</b>	<b>\$ 0.00</b>	<b>\$ 0.00</b>
<b>SCC:</b>	<b>9026</b>				
572-9026	TITLE I DISADVANTAGED CHILDREN	333,741.06	248,125.45	29,625.19	117,642.30
584-9026	TITLE IV, PART A, STUDENT SUPPORT AND ACADEMIC ENRICHMENT PROGRAMS	26,010.25	26,143.93	26,143.93	26,143.93
		<b>\$ 359,751.31</b>	<b>\$ 274,269.38</b>	<b>\$ 55,769.12</b>	<b>\$ 143,786.23</b>
<b>SCC:</b>	<b>9924</b>				
584-9924	STRONGER CONNECTIONS GRANT	0.00	12,980.98	12,980.98	12,980.98
		<b>\$ 0.00</b>	<b>\$ 12,980.98</b>	<b>\$ 12,980.98</b>	<b>\$ 12,980.98</b>
<b>SCC:</b>	<b>9026</b>				
587-9026	IDEA PRESCHOOL-HANDICAPPED	12,841.02	12,829.00	8,833.22	10,691.72
590-9026	IMPROVING TEACHER QUALITY	65,234.14	66,555.39	6,052.87	45,775.31
		<b>\$ 78,075.16</b>	<b>\$ 79,384.39</b>	<b>\$ 14,886.09</b>	<b>\$ 56,467.03</b>
<b>Grand Total</b>		<b>\$ 88,008,054.98</b>	<b>\$ 41,993,029.67</b>	<b>\$ 3,531,956.69</b>	<b>\$ 19,288,774.50</b>

Reporting Period: April 2026 (FY 2026)

5/4/26 9:27 AM

As Of Period: 04/30/2026

### LEXINGTON LOCAL SCHOOLS Appropriation Summary Report

Fund-SCC	Description	FYTD Appropriated	Prior Year Encumbrance	FYTD Expendable	FYTD Expended	MTD Expended	Encumbrance	Future Encumbrance	FYTD Unencumbered	Percent Expended/Encumbered
001-0000	GENERAL FUND	\$ 30,830,631.00	\$ 57,955.21	\$ 30,888,586.21	\$ 24,259,634.69	\$ 2,539,215.86	\$ 1,342,346.01	\$ 9,717.47	\$ 5,286,605.51	82.88 %
001-9412	GENERAL BUDGET RESERVE SET-ASIDE-1%/BWC	0.00	0.00	0.00	87,928.97	0.00	0.00	0.00	(87,928.97)	0.00
002-0000	BOND RETIREMENT FUND	3,118,264.00	0.00	3,118,264.00	3,120,310.38	37,628.31	0.00	0.00	(2,046.38)	100.07
002-9025	BOND RETIREMENT FUND - PI TANS	397,123.00	0.00	397,123.00	343,790.50	0.00	0.00	0.00	53,332.50	86.57
003-0000	PERMANENT IMPROVEMENT FUND	556,500.00	6,950.88	563,450.88	277,862.64	14,296.96	137,584.19	0.00	148,004.05	73.73
004-0000	LFI BUILDING FUND	0.00	0.00	0.00	0.00	0.00	0.00	0.00	0.00	0.00
006-0000	FOOD SERVICE FUND	1,037,423.00	4,275.64	1,041,698.64	885,146.76	90,066.90	36,934.83	0.00	119,617.05	88.52
007-9100	LEXINGTON MINUTEMEN ACADEMIC SCHOLARSHIP FUND	15,500.00	0.00	15,500.00	8,000.00	0.00	7,000.00	0.00	500.00	96.77
007-9800	TERRY McCAMMON SCHOLARSHIP FUND	500.00	0.00	500.00	0.00	0.00	0.00	0.00	500.00	0.00
010-0000	CLASSROOM FACILITIES CONSTRUCTION FUND - LOCAL	2,928,130.00	0.00	2,928,130.00	71,686.67	0.00	2,697,856.22	0.00	158,587.11	94.58
010-9001	CLASSROOM FACILITIES CONSTRUCTION FUND - LOCAL INTEREST	0.00	0.00	0.00	0.00	0.00	0.00	0.00	0.00	0.00
010-9900	CLASSROOM FACILITIES CONSTRUCTION FUND - STATE	43,657,870.00	0.00	43,657,870.00	1,073,467.94	0.00	42,916,456.13	0.00	(332,054.07)	100.76
010-9901	CLASSROOM FACILITIES CONSTRUCTION FUND - STATE INTEREST	0.00	0.00	0.00	0.00	0.00	0.00	0.00	0.00	0.00
018-9100	HIGH SCHOOL PRINCIPAL'S FUND	9,282.00	0.00	9,282.00	6,702.04	1,620.77	4,015.90	0.00	(1,435.94)	115.47
018-9101	HIGH SCHOOL FLOWER FUND	51.00	0.00	51.00	237.00	0.00	63.00	0.00	(249.00)	588.24
018-9102	HIGH SCHOOL ART	0.00	0.00	0.00	0.00	0.00	0.00	0.00	0.00	0.00
018-9103	MERRY MINUTEMEN PBIS	21,851.00	505.00	22,356.00	5,922.95	0.00	0.00	0.00	16,433.05	26.49

**LEXINGTON LOCAL SCHOOLS  
Appropriation Summary Report**

Fund-SCC	Description	FYTD Appropriated	Prior Year Encumbrance	FYTD Expendable	FYTD Expended	MTD Expended	Encumbrance	Future Encumbrance	FYTD Unencumbered	Percent Expended/Encumbered
018-9200	JUNIOR HIGH PRINCIPAL'S FUND	\$ 1,806.00	\$ 0.00	\$ 1,806.00	\$ 1,774.69	\$ 0.00	\$ 0.00	\$ 0.00	\$ 31.31	98.27 %
018-9300	EASTERN PRINCIPAL'S FUND	14,277.00	0.00	14,277.00	7,902.19	2,294.40	9,335.13	0.00	(2,960.32)	120.73
018-9301	EASTERN ELEMENTARY BOOKFAIR/BOXTOP S FUND	483.00	0.00	483.00	149.66	0.00	4,200.00	0.00	(3,866.66)	900.55
018-9302	EASTERN ELEMENTARY MATH	0.00	0.00	0.00	0.00	0.00	0.00	0.00	0.00	0.00
018-9303	EASTERN RUN CLUB	947.00	0.00	947.00	1,251.00	0.00	0.00	0.00	(304.00)	132.10
018-9400	CENTRAL PRINCIPAL'S FUND	4,912.00	0.00	4,912.00	3,418.57	190.62	5,848.81	0.00	(4,355.38)	188.67
018-9401	CENTRAL ELEMENTARY BOOKFAIR FUND	2,994.00	0.00	2,994.00	1,390.58	0.00	0.00	0.00	1,603.42	46.45
018-9402	CENTRAL ELEMENTARY ART	0.00	0.00	0.00	0.00	0.00	0.00	0.00	0.00	0.00
018-9500	WESTERN PRINCIPAL'S FUND	12,398.00	0.00	12,398.00	2,637.16	0.00	1,092.84	0.00	8,668.00	30.09
018-9501	WESTERN ELEMENTARY BOOKFAIR/BOXTOP S FUND	3,384.00	0.00	3,384.00	1,850.44	586.38	2,749.56	0.00	(1,216.00)	135.93
018-9503	WESTERN ELEMENTARY ART	0.00	0.00	0.00	0.00	0.00	0.00	0.00	0.00	0.00
018-9901	JUNIOR HIGH TEACHER ADVISORY FUND	0.00	0.00	0.00	12.25	0.00	0.00	0.00	(12.25)	0.00
019-9001	ACADEMIC BOOSTERS GRANTS	0.00	0.00	0.00	0.00	0.00	0.00	0.00	0.00	0.00
019-9121	CENTRAL ELEMENTARY PTO GRANTS	0.00	0.00	0.00	0.00	0.00	0.00	0.00	0.00	0.00
019-9122	EASTERN ELEMENTARY PTO GRANTS	0.00	0.00	0.00	241.66	118.36	0.00	0.00	(241.66)	0.00
019-9123	WESTERN ELEMENTARY PTO GRANTS	0.00	0.00	0.00	0.00	0.00	0.00	0.00	0.00	0.00
019-9239	COLUMBUS FOUNDATION STEM CLASSROOM GRANT	0.00	0.00	0.00	0.00	0.00	0.00	0.00	0.00	0.00
019-9240	RICH CO FOUND - VEX ROBOTICS	1,500.00	0.00	1,500.00	0.00	0.00	1,447.48	0.00	52.52	96.50

**LEXINGTON LOCAL SCHOOLS  
Appropriation Summary Report**

Fund-SCC	Description	FYTD Appropriated	Prior Year Encumbrance	FYTD Expendable	FYTD Expended	MTD Expended	Encumbrance	Future Encumbrance	FYTD Unencumbered	Percent Expended/Encumbered
019-9241	RICH CO FOUND - PATHOLOGIES OF BONES	\$ 1,208.00	\$ 0.00	\$ 1,208.00	\$ 0.00	\$ 0.00	\$ 1,248.48	\$ 0.00	\$ (40.48)	103.35 %
019-9242	RICH CO FOUND - MOTIVATING WITH MEASUREMENTS	1,091.00	0.00	1,091.00	1,098.92	0.00	0.00	0.00	(7.92)	100.73
019-9243	RICH CO FOUND - DAILY READING	300.00	0.00	300.00	0.00	0.00	0.00	0.00	300.00	0.00
019-9301	RICH CO FOUND/SECO ROBOTICS GRANT (HEIMANN)	31.72	0.00	31.72	0.00	0.00	0.00	0.00	31.72	0.00
019-9302	RICH CO RETIRED TEACHERS ASSOC	150.00	0.00	150.00	0.00	0.00	0.00	0.00	150.00	0.00
019-9304	RICHLAND CO RETIRED TEACHERS - HS ENGLISH	200.00	0.00	200.00	0.00	0.00	0.00	0.00	200.00	0.00
019-9306	DIRECTIONS CARES CLASSROOM GRANT	0.00	81.21	81.21	0.00	0.00	81.21	0.00	0.00	100.00
019-9307	RICH CO RETIRED TEACHERS GRANT - JH MATH	0.00	0.00	0.00	151.92	0.00	0.00	0.00	(151.92)	0.00
019-9308	RICH CO RETIRED TEACHERS GRANT - EASTERN VOCAB	0.00	0.00	0.00	394.02	0.00	3.35	0.00	(397.37)	0.00
019-9401	MARTHA HOLDEN JENNINGS GRANT	0.94	0.00	0.94	0.00	0.00	0.00	0.00	0.94	0.00
022-9601	OHSAA TOURNAMENT AGENCY FUND	0.00	0.00	0.00	0.00	0.00	0.00	0.00	0.00	0.00
024-0000	EMPLOYEE BENEFITS FUND FOR MEDICAL/DENTAL	5,642,810.00	0.00	5,642,810.00	4,149,666.52	205,291.77	5,500.00	0.00	1,487,643.48	73.64
034-0000	OFCC PROJECT MAINTENANCE FUND	3,297.00	0.00	3,297.00	3,467.12	2,179.76	0.00	0.00	(170.12)	105.16
200-9101	HIGH SCHOOL ART CLUB	0.00	0.00	0.00	0.00	0.00	0.00	0.00	0.00	0.00
200-9102	HIGH SCHOOL DRAMA CLUB	5,991.00	100.00	6,091.00	6,798.12	2,398.12	4,096.97	0.00	(4,804.09)	178.87
200-9103	HIGH SCHOOL MATH CLUB	0.00	0.00	0.00	105.00	0.00	0.00	0.00	(105.00)	0.00
200-9104	HIGH SCHOOL LEADERSHIP COUNCIL	2,618.00	0.00	2,618.00	1,066.29	796.90	1,588.71	0.00	(37.00)	101.41

Reporting Period: April 2026 (FY 2026)

5/4/26 9:27 AM

As Of Period: 04/30/2026

### LEXINGTON LOCAL SCHOOLS Appropriation Summary Report

Fund-SCC	Description	FYTD Appropriated	Prior Year Encumbrance	FYTD Expendable	FYTD Expended	MTD Expended	Encumbrance	Future Encumbrance	FYTD Unencumbered	Percent Expended/Encumbered
200-9107	HIGH SCHOOL SPANISH CLUB	\$ 386.00	\$ 0.00	\$ 386.00	\$ 0.00	\$ 0.00	\$ 0.00	\$ 0.00	\$ 386.00	0.00 %
200-9108	HIGH SCHOOL LEO CLUB	1,077.00	0.00	1,077.00	695.09	0.00	204.91	0.00	177.00	83.57
200-9114	HIGH SCHOOL STUDENT COUNCIL FUND	5,694.00	0.00	5,694.00	4,307.81	377.72	1,048.90	0.00	337.29	94.08
200-9115	HIGH SCHOOL KEY CLUB	795.00	0.00	795.00	3,216.25	0.00	0.00	0.00	(2,421.25)	404.56
200-9116	HIGH SCHOOL CHESS CLUB	100.00	0.00	100.00	0.00	0.00	0.00	0.00	100.00	0.00
200-9119	HIGH SCHOOL YEARBOOK FUND	25,172.00	0.00	25,172.00	10,957.00	877.69	22,441.00	0.00	(8,226.00)	132.68
200-9120	HIGH SCHOOL JOURNALISM FUND	0.00	0.00	0.00	0.00	0.00	0.00	0.00	0.00	0.00
200-9121	HIGH SCHOOL NATIONAL HONOR SOCIETY	3,931.00	500.00	4,431.00	1,004.51	0.00	880.49	0.00	2,546.00	42.54
200-9201	JUNIOR HIGH ART CLUB	0.00	0.00	0.00	665.92	65.90	314.15	0.00	(980.07)	0.00
200-9204	JUNIOR HIGH STUDENT COUNCIL FUND	2,741.00	1,172.00	3,913.00	1,744.68	0.00	2,465.00	0.00	(296.68)	107.58
200-9205	JUNIOR HIGH LIBRARY CLUB	0.00	0.00	0.00	0.00	0.00	0.00	0.00	0.00	0.00
200-9207	JUNIOR HIGH ROBOTICS FUND	0.00	0.00	0.00	2,875.72	0.00	0.00	0.00	(2,875.72)	0.00
200-9301	EASTERN ELEMENTARY STUDENT ACTIVITY FUND	1,008.00	0.00	1,008.00	526.07	0.00	31.93	0.00	450.00	55.36
200-9302	EASTERN ELEMENTARY ROBOTICS FUND	0.00	0.00	0.00	0.00	0.00	0.00	0.00	0.00	0.00
200-9611	HIGH SCHOOL INFORMED TEENS FUND	72.00	0.00	72.00	0.00	0.00	0.00	0.00	72.00	0.00
200-9612	JUNIOR HIGH INFORMED TEENS FUND	43.00	0.00	43.00	142.70	0.00	357.30	0.00	(457.00)	1162.79
300-9115	JAZZ BAND	0.00	0.00	0.00	0.00	0.00	0.00	0.00	0.00	0.00
300-9116	CHOIR	244.00	0.00	244.00	0.00	0.00	0.00	0.00	244.00	0.00
300-9206	JUNIOR HIGH PHYS ED DEPARTMENT FUND	286.00	0.00	286.00	0.00	0.00	768.77	0.00	(482.77)	268.80
300-9210	JR HIGH INSTRUMENTAL	0.00	0.00	0.00	0.00	0.00	0.00	0.00	0.00	0.00
300-9600	ATHLETIC FUND	305,300.00	13,585.43	318,885.43	261,118.97	17,097.85	31,522.14	0.00	26,244.32	91.77

4 of 5

Reporting Period: April 2026 (FY 2026)

5/4/26 9:27 AM

As Of Period: 04/30/2026

**LEXINGTON LOCAL SCHOOLS  
Appropriation Summary Report**

Fund-SCC	Description	FYTD Appropriated	Prior Year Encumbrance	FYTD Expendable	FYTD Expended	MTD Expended	Encumbrance	Future Encumbrance	FYTD Unencumbered	Percent Expended/Encumbered
300-9601	ATHLETIC CAPITAL FUND	\$ 61,421.00	\$ 0.00	\$ 61,421.00	\$ 0.00	\$ 0.00	\$ 0.00	\$ 0.00	\$ 61,421.00	0.00 %
300-9602	ORCHESTRA	0.00	0.00	0.00	0.00	0.00	0.00	0.00	0.00	0.00
300-9603	ELEMENTARY MUSIC	0.00	0.00	0.00	0.00	0.00	0.00	0.00	0.00	0.00
300-9605	BAND	0.00	0.00	0.00	0.00	0.00	0.00	0.00	0.00	0.00
451-9026	DATA COMMUNICATION FUND	9,000.00	0.00	9,000.00	9,000.00	0.00	0.00	0.00	0.00	100.00
516-9026	IDEA PART B GRANTS	528,217.00	0.00	528,217.00	525,371.98	52.69	80,515.98	0.00	(77,670.96)	114.70
572-9025	TITLE I DISADVANTAGED CHILDREN	0.00	0.00	0.00	11,880.61	0.00	0.00	0.00	(11,880.61)	0.00
572-9026	TITLE I DISADVANTAGED CHILDREN	333,741.06	0.00	333,741.06	250,851.77	29,602.57	3,703.60	0.00	79,185.69	76.27
584-9026	TITLE IV, PART A, STUDENT SUPPORT AND ACADEMIC ENRICHMENT PROGRAMS	26,010.25	0.00	26,010.25	26,143.93	0.00	0.00	0.00	(133.68)	100.51
584-9924	STRONGER CONNECTIONS GRANT	0.00	0.00	0.00	12,980.98	0.00	0.00	0.00	(12,980.98)	0.00
587-9026	IDEA PRESCHOOL-HANDICAPPED	12,841.02	0.00	12,841.02	12,829.00	(805.35)	4,658.32	0.00	(4,646.30)	136.18
590-9026	IMPROVING TEACHER QUALITY	65,234.14	0.00	65,234.14	67,542.19	0.00	0.00	0.00	(2,308.05)	103.54
<b>Grand Total</b>		<b>\$ 89,656,837.13</b>	<b>\$ 85,125.37</b>	<b>\$ 89,741,962.50</b>	<b>\$ 35,527,921.83</b>	<b>\$ 2,943,954.18</b>	<b>\$ 47,328,361.31</b>	<b>\$ 9,717.47</b>	<b>\$ 6,885,679.36</b>	