

LEXINGTON LOCAL SCHOOLS



FINANCIAL REPORT
FOR THE PERIOD ENDING
MARCH 31, 2026

PREPARED BY
JASON WHITESEL, TREASURER/CFO

Gross Depository Balances:

Richland Bank MMA 5719	\$6,217,694.33
Richland Bank Sweep Acct 3520	\$1,947,463.23
Richland Bank General Acct 0580	\$300,000.00
Richland Bank Anthem Sweep 3523	\$2,088,028.92
Richland Bank EE Benefits 3180	\$0.00
Richland Bank Payroll Acct 9780	\$697,610.41
Richland Bank Athletic Acct 3280	\$4,853.79

Total Depository Balances (Gross) \$11,255,650.68

Adjustments to Bank Balance:

Cash in Transit to Bank	\$1,391.21
Outstanding Checks	(\$361,217.49)
Adjustments:	
Outstanding Vision Adjustment	\$35.94

Total Adjustments to Bank Balance (\$359,790.34)

Investments:

Treasury Bonds and Notes	\$2,470,200.65
Certificate of Deposits	\$2,113,523.95
Other Securities	\$0.00
Other Investments:	
Richland Bank MMA 5750	\$452,056.31
Richland Bank MMA R252	\$6,626,495.19

Total Investments \$11,662,276.10

Cash on Hand:

Petty Cash:	
Treasurer's Office	\$100.00
High School	\$50.00
Junior High School	\$50.00
Eastern, Central, Western	\$200.00
Change Cash:	
Athletic Change	\$3,000.00
Junior High School Change	\$0.00
Central Change	\$0.00
Food Service Change	\$276.00
Cash with Fiscal Agent	\$0.00

Total Cash on Hand \$3,676.00

Total Balances \$22,561,812.44

Total Fund Balance \$22,561,812.44

Depository Clearance Accounts:

Account Name : Lexington Local SD Managing Agency

Account Holdings

Account No : 5750

March 01, 2026 through March 31, 2026

Shares / PV	Asset Description		02/28/2026 Beginning Mkt Value	03/31/2026 Ending Cost Basis	03/31/2026 Ending Mkt Value	Unrealized Gain/Loss Cost to Mkt	Projected Annual Int & Divs	Int Div Yield
Money Markets - Taxable								
452,056.31	Northern Instl Government Select Portfolio		229,920.35	452,056.31	452,056.31	0.00	15,962.96	3.53%
Sub Total			229,920.35	452,056.31	452,056.31	0.00	15,962.96	3.53%
Marketable CDs								
200,000	Morgan Stanley Private Bk N	4.050% 09/30/2026	199,976.46	200,000.00	199,861.56	(138.44)	8,100.00	4.05%
243,000	Bankers Bk Madison WI	4.250% 11/24/2027	244,793.46	243,000.00	244,364.91	1,364.91	10,327.50	4.23%
200,000	Dmb Cmnty Bk Deforest Wis	4.450% 12/06/2027	202,176.80	200,000.00	201,793.70	1,793.70	8,900.00	4.41%
248,000	Merrick Bk South Jordan UT 3	3.900% 03/20/2028	248,304.40	247,332.88	247,993.01	660.13	9,672.00	3.90%
243,000	Discover Bk	4.400% 04/17/2028	245,741.40	243,062.29	245,394.13	2,331.84	10,692.00	4.36%
243,000	Bmo Harris Bk Natl Assn Chi	4.500% 05/16/2028	246,304.61	243,000.00	245,899.67	2,899.67	10,935.00	4.45%
150,000	United Fid Bk Fsb Evansville	4.500% 06/29/2028	154,261.97	150,000.00	153,876.03	3,876.03	6,750.00	4.39%
248,000	UBS Bk USA Salt Lake City UT	4.100% 02/07/2029	249,907.42	249,128.78	249,076.30	(52.48)	10,168.00	4.08%
243,000	American Express Natl Bk Br	3.750% 09/11/2029	242,035.19	243,000.00	241,238.13	(1,761.87)	9,112.50	3.78%
245,000	Customers Bk Phoenixville PA	3.950% 10/30/2029	245,540.96	245,000.00	244,779.97	(220.03)	9,677.50	3.95%
Sub Total			2,279,042.67	2,263,523.95	2,274,277.41	10,753.46	94,334.50	4.15%
U.S. Treasury Bonds/Notes								
250,000	US Treasury Notes	4.125% 01/31/2027	251,303.71	250,807.48	250,776.37	(31.11)	10,312.50	4.11%
300,000	United States Treas Nts	3.250% 06/30/2027	299,226.56	294,000.00	297,890.63	3,890.63	9,750.00	3.27%
250,000	United States Treas Bds	3.125% 11/15/2028	248,349.61	246,812.50	245,625.00	(1,187.50)	7,812.50	3.18%
250,000	US Treasury Notes	2.375% 05/15/2029	242,246.10	238,437.50	239,316.41	878.91	5,937.50	2.48%
Sub Total			1,041,125.98	1,030,057.48	1,033,608.41	3,550.93	33,812.50	3.27%
U.S. Govt Agy-Exempt State								
0	Federal Home Loan Banks	1.000% 03/30/2026	199,578.57	0.00	0.00	0.00	0.00	0.00%
300,000	Federal Home Loan Banks	1.125% 09/29/2026	295,686.16	300,038.96	296,142.12	(3,896.84)	3,375.00	1.14%
250,000	Federal Home Loan Banks	1.300% 11/24/2026	245,584.52	249,687.50	245,839.88	(3,847.62)	3,250.00	1.32%
250,000	Federal Farm Cr Bks	3.875% 10/16/2028	252,382.61	249,430.00	249,738.60	308.60	9,687.50	3.88%
250,000	Federal Farm Cr Bks	2.000% 11/01/2029	237,064.56	232,500.00	233,861.57	1,361.57	5,000.00	2.14%
250,000	United States Treas Nts	4.625% 09/30/2030	261,806.64	258,486.71	257,099.61	(1,387.10)	11,562.50	4.50%

Account Name : Lexington Local SD Managing Agency

Account Holdings

Account No : 5750

March 01, 2026 through March 31, 2026

Shares / PV	Asset Description	02/28/2026 Beginning Mkt Value	03/31/2026 Ending Cost Basis	03/31/2026 Ending Mkt Value	Unrealized Gain/Loss Cost to Mkt	Projected Annual Int & Divs	Int Div Yield
	<i>Sub Total</i>	1,492,103.06	1,290,143.17	1,282,681.78	(7,461.39)	32,875.00	2.56%
	**** <i>Total Investments</i> ****	5,042,192.06	5,035,780.91	5,042,623.91	6,843.00	176,984.96	3.51%

Gain or Loss amounts and transactions, as shown, may not reflect the amount to be used for income tax purposes.

Account Name : Lexington Local SD Bond Acct Man Agcy

Account Holdings

Account No : R252

March 01, 2026 through March 31, 2026

Shares / PV	Asset Description	02/28/2026 Beginning Mkt Value	03/31/2026 Ending Cost Basis	03/31/2026 Ending Mkt Value	Unrealized Gain/Loss Cost to Mkt	Projected Annual Int & Divs	Int Div Yield
Money Markets - Taxable							
6,626,495.19	Northern Instl Government Select Portfolio	6,877,723.13	6,626,495.19	6,626,495.19	0.00	233,994.00	3.53%
Sub Total		6,877,723.13	6,626,495.19	6,626,495.19	0.00	233,994.00	3.53%
****Total Investments****		6,877,723.13	6,626,495.19	6,626,495.19	0.00	233,994.00	3.53%

Gain or Loss amounts and transactions, as shown, may not reflect the amount to be used for income tax purposes.

LEXINGTON LOCAL SCHOOLS
INVESTMENT REPORT FOR THE MONTH ENDING
MARCH 31, 2026

INTEREST EARNED:	THIS MONTH	FISCAL YEAR TO DATE
Richland Bank, General Sweep	\$4,580.23	\$21,952.90
Richland Bank, General MMA	\$8,819.27	\$83,021.42
Richland Bank, Anthem Sweep	\$3,039.76	\$25,653.22
Star Ohio	\$0.00	\$0.00
CDs, Bonds, and other investments	\$21,212.31	\$143,020.01
TOTAL INTEREST RECEIVED	\$37,651.57	\$273,647.55

INTEREST EARNED (LEX BOND ACCT)	THIS MONTH	FISCAL YEAR TO DATE
Richland Bank, General Sweep	\$0.00	\$0.00
Richland Bank, General MMA	\$0.00	\$0.00
Richland Bank, Anthem Sweep	\$0.00	\$0.00
Star Ohio	\$0.00	\$0.00
CDs, Bonds, and other investments	\$18,470.16	\$148,081.45
TOTAL INTEREST RECEIVED	\$18,470.16	\$148,081.45

History of Interest Earnings	Fiscal Year	Interest Earnings
	1998	\$ 167,057.52
	1999	\$ 138,113.69
	2000	\$ 157,991.72
	2001	\$ 236,839.79
	2002	\$ 146,052.34
	2003	\$ 63,712.36
	2004	\$ 47,970.95
	2005	\$ 90,719.94
	2006	\$ 158,724.51
	2007	\$ 221,998.86
	2008	\$ 213,660.34
	2009	\$ 95,639.63
	2010	\$ 56,860.22
	2011	\$ 3,001.78
	2012	\$ 3,090.00
	2013	\$ 5,758.97
	2014	\$ 8,349.92
	2015	\$ 11,765.22
	2016	\$ 28,300.22
	2017	\$ 83,194.26
	2018	\$ 133,582.49
	2019	\$ 205,588.68
	2020	\$ 218,228.66
	2021	\$ 85,117.81
	2022	\$ 67,902.15
	2023	\$ 219,800.00
	2024	\$ 331,922.67
	2025	\$ 412,940.22
FISCAL Year To Date	2026	\$273,647.55

Lex Bond Acct Interest Earnings	Fiscal Year	Interest Earnings
	2020	\$526,044.24
	2021	\$507,134.12
	2022	\$43,256.67
	2023	\$96,119.37
	2024	\$41,935.83
	2025	\$55,736.03
FISCAL Year To Date	2026	\$148,081.45

Total Interest Earnings Lex Bond Acct to Date \$1,418,307.71

Total Interest Earnings 1998 to Present \$ 3,887,532.47



Reporting Period: March 2026 (FY 2026)

4/2/26 9:10 AM

As Of Period: 03/31/2026

LEXINGTON LOCAL SCHOOLS Cash Summary Report

Full Account Code	Description	Initial Cash	MTD Received	FYTD Received	MTD Expended	FYTD Expended	Fund Balance
001-0000	GENERAL FUND	\$ 6,875,062.66	\$ 9,116,330.19	\$ 24,059,110.33	\$ 2,372,629.86	\$ 21,720,418.83	\$ 9,213,754.16
001-9412	GENERAL BUDGET RESERVE SET- ASIDE-1%/BWC	87,928.97	0.00	0.00	0.00	87,928.97	0.00
002-0000	BOND RETIREMENT FUND	2,534,086.94	1,625,540.00	3,195,306.69	826,128.13	3,082,682.07	2,646,711.56
002-9025	BOND RETIREMENT FUND - PI TANS	0.00	397,123.25	397,123.25	0.00	343,790.50	53,332.75
003-0000	PERMANENT IMPROVEMENT FUND	282,920.04	(23,123.25)	345,071.71	0.00	263,565.68	364,426.07
004-0000	LFI BUILDING FUND	575,505.29	1,696.36	15,238.78	0.00	0.00	590,744.07
006-0000	FOOD SERVICE FUND	282,902.69	52,333.72	767,719.67	111,720.08	795,079.86	255,542.50
007-9100	LEXINGTON MINUTEMEN ACADEMIC SCHOLARSHIP FUND	144,694.00	371.88	14,171.65	0.00	8,000.00	150,865.65
007-9800	TERRY McCAMMON SCHOLARSHIP FUND	500.00	0.00	0.00	0.00	0.00	500.00
010-0000	CLASSROOM FACILITIES CONSTRUCTION FUND - LOCAL	3,183,543.00	0.00	0.00	29,054.79	71,686.67	3,111,856.33
010-9001	CLASSROOM FACILITIES CONSTRUCTION FUND - LOCAL INTEREST	26,889.05	9,255.36	84,345.19	0.00	0.00	111,234.24
010-9900	CLASSROOM FACILITIES CONSTRUCTION FUND - STATE	0.00	0.00	3,643,195.00	435,079.32	1,073,467.94	2,569,727.06
010-9901	CLASSROOM FACILITIES CONSTRUCTION FUND - STATE INTEREST	0.00	7,518.44	48,497.48	0.00	0.00	48,497.48
018-9100	HIGH SCHOOL PRINCIPAL'S FUND	2,188.36	1,251.85	6,306.36	593.49	5,193.37	3,301.35
018-9101	HIGH SCHOOL FLOWER FUND	0.00	0.00	202.00	0.00	237.00	(35.00)
018-9102	HIGH SCHOOL ART	100.00	0.00	0.00	0.00	0.00	100.00
018-9103	MERRY MINUTEMEN PBIS	2,837.04	0.00	4,926.74	0.00	5,922.95	1,840.83
018-9200	JUNIOR HIGH PRINCIPAL'S FUND	8,525.86	200.00	600.00	718.70	1,774.69	7,351.17
018-9300	EASTERN PRINCIPAL'S FUND	6,951.31	934.58	7,750.20	1,252.79	5,607.79	9,093.72
018-9301	EASTERN ELEMENTARY BOOKFAIR/BOXTOPS FUND	3,438.26	0.00	197.67	0.00	149.66	3,486.27
018-9302	EASTERN ELEMENTARY MATH	1,036.52	0.00	0.00	0.00	0.00	1,036.52
018-9303	EASTERN RUN CLUB	638.15	0.00	1,380.00	0.00	1,251.00	767.15
018-9400	CENTRAL PRINCIPAL'S FUND	194.35	269.19	5,467.04	0.00	3,227.95	2,433.44
018-9401	CENTRAL ELEMENTARY BOOKFAIR FUND	10,111.95	10.00	2,653.61	0.00	1,390.58	11,374.98
018-9402	CENTRAL ELEMENTARY ART	1,899.77	0.00	0.00	0.00	0.00	1,899.77
018-9500	WESTERN PRINCIPAL'S FUND	7,714.79	155.16	2,305.33	0.00	2,637.16	7,382.96
018-9501	WESTERN ELEMENTARY BOOKFAIR/BOXTOPS FUND	4,709.60	1,269.46	1,449.36	1,264.06	1,264.06	4,894.90
018-9503	WESTERN ELEMENTARY ART	812.30	0.00	0.00	0.00	0.00	812.30
018-9901	JUNIOR HIGH TEACHER ADVISORY FUND	95.30	0.00	0.00	0.00	12.25	83.05
019-9001	ACADEMIC BOOSTERS GRANTS	769.07	0.00	0.00	0.00	0.00	769.07
019-9121	CENTRAL ELEMENTARY PTO GRANTS	3,101.28	0.00	3,646.46	0.00	0.00	6,747.74
019-9122	EASTERN ELEMENTARY PTO GRANTS	3,754.39	0.00	2,560.08	123.30	123.30	6,191.17

Reporting Period: March 2026 (FY 2026)

4/2/26 9:10 AM

As Of Period: 03/31/2026

LEXINGTON LOCAL SCHOOLS
Cash Summary Report

Full Account Code	Description	Initial Cash	MTD Received	FYTD Received	MTD Expended	FYTD Expended	Fund Balance
019-9123	WESTERN ELEMENTARY PTO GRANTS	\$ 4,490.75	\$ 0.00	\$ 23.27	\$ 0.00	\$ 0.00	\$ 4,514.02
019-9239	COLUMBUS FOUNDATION STEM CLASSROOM GRANT	17.52	0.00	0.00	0.00	0.00	17.52
019-9240	RICH CO FOUND - VEX ROBOTICS	0.00	0.00	1,500.00	0.00	0.00	1,500.00
019-9241	RICH CO FOUND - PATHOLOGIES OF BONES	0.00	0.00	1,208.00	0.00	0.00	1,208.00
019-9242	RICH CO FOUND - MOTIVATING WITH MEASUREMENTS	0.00	0.00	1,091.04	0.00	1,098.92	(7.88)
019-9243	RICH CO FOUND - DAILY READING	0.00	0.00	299.84	0.00	0.00	299.84
019-9301	RICH CO FOUND/SECO ROBOTICS GRANT (HEIMANN)	31.72	0.00	0.00	0.00	0.00	31.72
019-9302	RICH CO RETIRED TEACHERS ASSOC	150.00	0.00	0.00	0.00	0.00	150.00
019-9304	RICHLAND CO RETIRED TEACHERS - HS ENGLISH	200.00	0.00	0.00	0.00	0.00	200.00
019-9306	DIRECTIONS CARES CLASSROOM GRANT	81.21	0.00	0.00	0.00	0.00	81.21
019-9307	RICH CO RETIRED TEACHERS GRANT - JH MATH	0.00	0.00	300.00	0.00	151.92	148.08
019-9308	RICH CO RETIRED TEACHERS GRANT - EASTERN VOCAB	0.00	0.00	397.37	0.00	394.02	3.35
019-9401	MARTHA HOLDEN JENNINGS GRANT	0.94	0.00	0.00	0.00	0.00	0.94
022-9601	OHSAA TOURNAMENT AGENCY FUND	6,250.00	0.00	6,212.00	0.00	0.00	12,462.00
024-0000	EMPLOYEE BENEFITS FUND FOR MEDICAL/DENTAL	1,454,594.72	502,262.33	4,577,844.89	540,456.54	3,944,374.75	2,088,064.86
034-0000	OFCC PROJECT MAINTENANCE FUND	939,694.13	88,460.00	171,656.61	0.00	1,287.36	1,110,063.38
200-9101	HIGH SCHOOL ART CLUB	372.46	0.00	0.00	0.00	0.00	372.46
200-9102	HIGH SCHOOL DRAMA CLUB	32,718.11	434.00	434.00	0.00	4,400.00	28,752.11
200-9103	HIGH SCHOOL MATH CLUB	0.00	0.00	0.00	0.00	105.00	(105.00)
200-9104	HIGH SCHOOL LEADERSHIP COUNCIL	956.20	2,150.00	2,150.00	101.39	269.39	2,836.81
200-9107	HIGH SCHOOL SPANISH CLUB	722.90	0.00	0.00	0.00	0.00	722.90
200-9108	HIGH SCHOOL LEO CLUB	2,460.39	0.00	918.19	0.00	695.09	2,683.49
200-9114	HIGH SCHOOL STUDENT COUNCIL FUND	4,146.97	664.00	3,791.61	935.92	3,930.09	4,008.49
200-9115	HIGH SCHOOL KEY CLUB	123.25	0.00	3,286.25	0.00	3,216.25	193.25
200-9116	HIGH SCHOOL CHESS CLUB	44.46	0.00	0.00	0.00	0.00	44.46
200-9119	HIGH SCHOOL YEARBOOK FUND	33,955.01	475.00	11,870.00	0.00	10,079.31	35,745.70
200-9120	HIGH SCHOOL JOURNALISM FUND	290.44	0.00	0.00	0.00	0.00	290.44
200-9121	HIGH SCHOOL NATIONAL HONOR SOCIETY	3,261.31	0.00	3,120.75	0.00	1,004.51	5,377.55
200-9201	JUNIOR HIGH ART CLUB	2,190.31	18.00	18.00	0.00	600.02	1,608.29
200-9204	JUNIOR HIGH STUDENT COUNCIL FUND	2,226.14	0.00	1,288.50	0.00	1,744.68	1,769.96
200-9205	JUNIOR HIGH LIBRARY CLUB	77.65	0.00	0.00	0.00	0.00	77.65
200-9207	JUNIOR HIGH ROBOTICS FUND	6,527.96	0.00	55.00	239.86	2,875.72	3,707.24
200-9301	EASTERN ELEMENTARY STUDENT	0.00	180.00	1,457.77	347.00	526.07	931.70

Reporting Period: March 2026 (FY 2026)

4/2/26 9:10 AM

As Of Period: 03/31/2026

LEXINGTON LOCAL SCHOOLS
Cash Summary Report

Full Account Code	Description	Initial Cash	MTD Received	FYTD Received	MTD Expended	FYTD Expended	Fund Balance
	ACTIVITY FUND						
200-9302	EASTERN ELEMENTARY ROBOTICS FUND	\$ 575.16	\$ 0.00	\$ 0.00	\$ 0.00	\$ 0.00	\$ 575.16
200-9611	HIGH SCHOOL INFORMED TEENS FUND	562.53	0.00	0.00	0.00	0.00	562.53
200-9612	JUNIOR HIGH INFORMED TEENS FUND	1,767.32	0.00	0.00	40.33	142.70	1,624.62
300-9115	JAZZ BAND	757.62	0.00	0.00	0.00	0.00	757.62
300-9116	CHOIR	682.71	0.00	0.00	0.00	0.00	682.71
300-9206	JUNIOR HIGH PHYS ED DEPARTMENT FUND	3,061.50	0.00	0.00	0.00	0.00	3,061.50
300-9210	JR HIGH INSTRUMENTAL	41.03	0.00	0.00	0.00	0.00	41.03
300-9600	ATHLETIC FUND	842.52	1,385.31	255,521.33	23,628.20	244,021.12	12,342.73
300-9601	ATHLETIC CAPITAL FUND	144,150.66	0.00	12,500.00	0.00	0.00	156,650.66
300-9602	ORCHESTRA	213.22	0.00	0.00	0.00	0.00	213.22
300-9603	ELEMENTARY MUSIC	1,572.09	0.00	0.00	0.00	0.00	1,572.09
300-9605	BAND	232.95	0.00	0.00	0.00	0.00	232.95
451-9026	DATA COMMUNICATION FUND	0.00	5,291.40	10,291.40	0.00	9,000.00	1,291.40
516-9026	IDEA PART B GRANTS	0.00	58,928.01	471,485.70	21,803.55	525,319.29	(53,833.59)
572-9025	TITLE I DISADVANTAGED CHILDREN	(18,247.69)	0.00	30,128.30	0.00	11,880.61	0.00
572-9026	TITLE I DISADVANTAGED CHILDREN	0.00	68,657.58	218,500.26	29,566.51	221,249.20	(2,748.94)
584-9026	TITLE IV, PART A, STUDENT SUPPORT AND ACADEMIC ENRICHMENT PROGRAMS	0.00	0.00	0.00	26,143.93	26,143.93	(26,143.93)
584-9924	STRONGER CONNECTIONS GRANT	0.00	0.00	0.00	0.00	12,980.98	(12,980.98)
587-9026	IDEA PRESCHOOL-HANDICAPPED	0.00	557.55	3,995.78	10,196.12	13,634.35	(9,638.57)
590-9026	IMPROVING TEACHER QUALITY	0.00	13,112.55	60,502.52	7,035.67	67,542.19	(7,039.67)
Grand Total		\$ 16,684,707.11	\$ 11,933,711.92	\$ 38,461,072.98	\$ 4,439,059.54	\$ 32,584,079.75	\$ 22,561,700.34

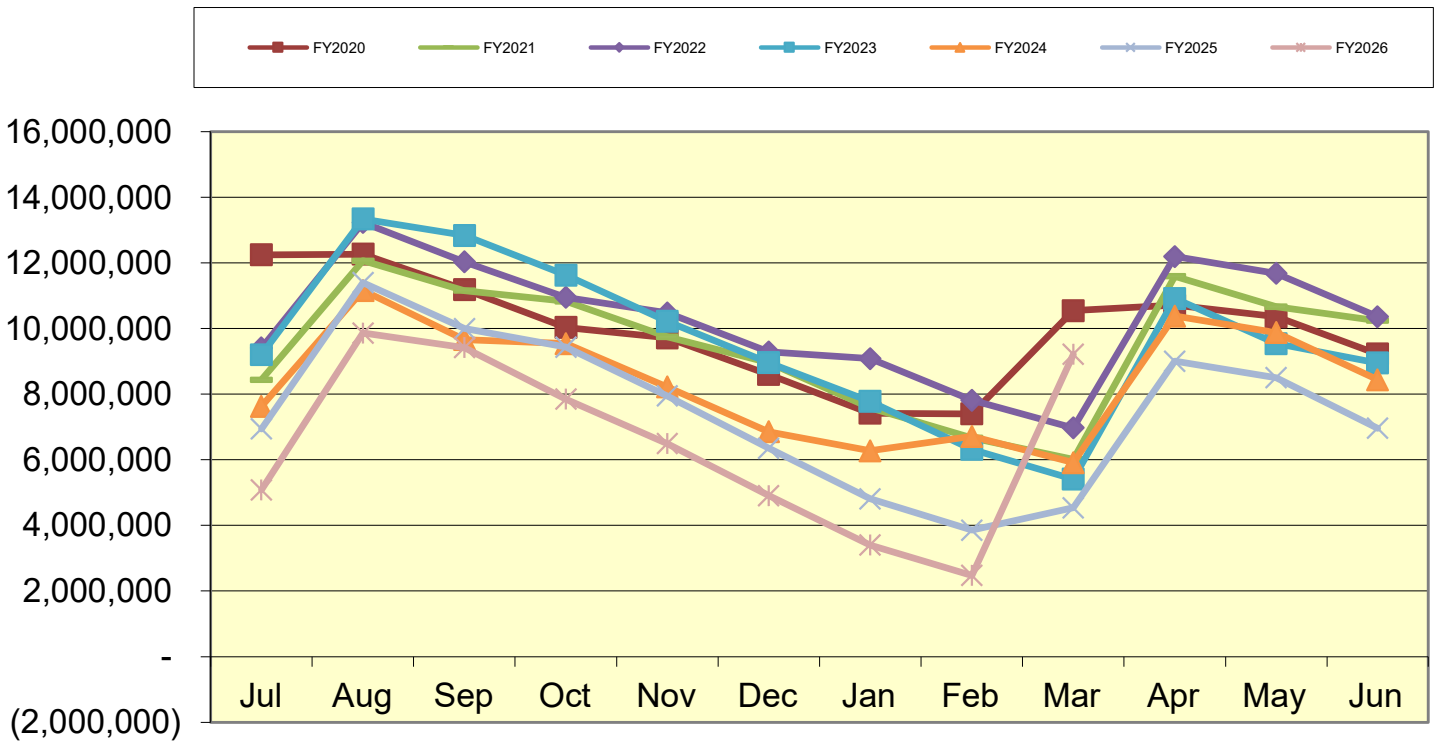
**LEXINGTON LOCAL SCHOOL DISTRICT
GENERAL FUND ONLY 2025-2026
SUMMARY OF RECEIPTS AND EXPENDITURES - FINANCIAL FORECAST FORMAT**

LINE	3/31/2026	FISCAL YEAR TO DATE Estimate	FISCAL YEAR TO DATE Actual	VARIANCE Estimate vs. Actual	PERCENT of VARIANCE
LINE 7.010	BEGINNING CASH BALANCE		\$ 6,962,992		
REVENUES					
LINE 1.010	Real Estate Tax	\$ 9,100,840	\$ 14,559,889	\$5,459,049	59.98%
LINE 1.020	Personal Property Tax	\$ 563,500	\$ 563,576	\$76	0.01%
LINE 1.030	Income Tax	\$ -	\$ -	\$0	
LINE 1.035	State Funding	\$ 6,784,174	\$ 6,785,607	\$1,433	0.02%
LINE 1.040	Career Tech / Economic Disadv.	\$ 394,141	\$ 354,115	(\$40,026)	-10.16%
LINE 1.050	State Reimb for Property Tax Credits	\$ 1,035,200	\$ 1,035,520	\$320	0.03%
LINE 1.060	Other Operating Revenue	\$ 731,000	\$ 755,228	\$24,228	3.31%
LINE 1.070	TOTAL REVENUE	\$ 18,608,855	\$ 24,053,935	\$5,445,080	29.26%
EXPENSES					
LINE 2.01	Proceeds from Notes	\$ -	\$ -	\$0	
LINE 2.04	Transfers In	\$ -	\$ -	\$0	
LINE 2.050	Advances In	\$ -	\$ -	\$0	
LINE 2.060	Other Financing Sources	\$ -	\$ 5,174	\$5,174	100.00%
LINE 2.070	TOTAL OTHER SOURCES	\$ -	\$ 5,174	\$5,174	100.00%
LINE 2.080	TOTAL REVENUES & Sources	\$ 18,608,855	\$ 24,059,109	\$5,450,254	29.29%
EXPENSES					
LINE 3.010	Salaries	\$ 11,770,359	\$ 11,650,752	\$119,607	1.02%
LINE 3.020	Retirement and Benefits	\$ 5,868,220	\$ 5,794,259	\$73,961	1.26%
LINE 3.030	Purchased Services	\$ 3,344,633	\$ 3,409,437	(\$64,804)	-1.94%
LINE 3.040	Supplies and Materials	\$ 1,026,093	\$ 747,210	\$278,883	27.18%
LINE 3.050	Capital Outlay and Equipment	\$ 54,590	\$ 8,964	\$45,626	83.58%
LINE 3.06	INTERGOVERNMENTAL	\$ -	\$ -	\$0	
LINE 4.020	DEBT SERVICE - Notes	\$ -	\$ -	\$0	
LINE 4.060	DEBT SERVICE - Interest charges	\$ -	\$ -	\$0	
LINE 4.300	Other Objects	\$ 243,099	\$ 197,725	\$45,374	18.66%
LINE 4.500	TOTAL EXPENDITURES	\$ 22,306,994	\$ 21,808,347	\$498,647	2.24%
LINE 5.00	TRANSFERS OUT	\$ -	\$ -	\$0	
LINE 5.02	ADVANCES OUT	\$ -	\$ -	\$0	
LINE 5.03	ALL OTHER USES	\$ -	\$ -	\$0	
LINE 5.040	TOTAL OTHER USES	\$ -	\$ -	\$0	
LINE 5.050	TOTAL EXPENDITURES & USES	\$ 22,306,994	\$ 21,808,347	\$498,647	2.24%
		Estimate	Actual	Variance	
LINE 6.010	REVENUES OVER EXPENSES	\$ (3,698,139)	\$ 2,250,762	\$5,948,901	
LINE 7.020	ENDING CASH BALANCE	\$ 3,264,853	\$ 9,213,754	\$5,948,901	
	Less Reserves	\$ -	\$ -	\$ -	
LINE 8.010	Less Outstanding Encumbrances	\$ (1,300,000)	\$ (1,545,842)	\$ (245,842)	18.91%
LINE 15.010	Unreserved Fund Balance	\$ 1,964,853	\$ 7,667,912	\$5,703,059	290.25%
		Estimate	Actual	Benchmark Yr. End	
	Salaries/Benefits as % of Revenue	94.8%	72.5%	80.1% or below	
	True Days Cash - Calendar Days on which can operate	24	96	90 or above optimal	

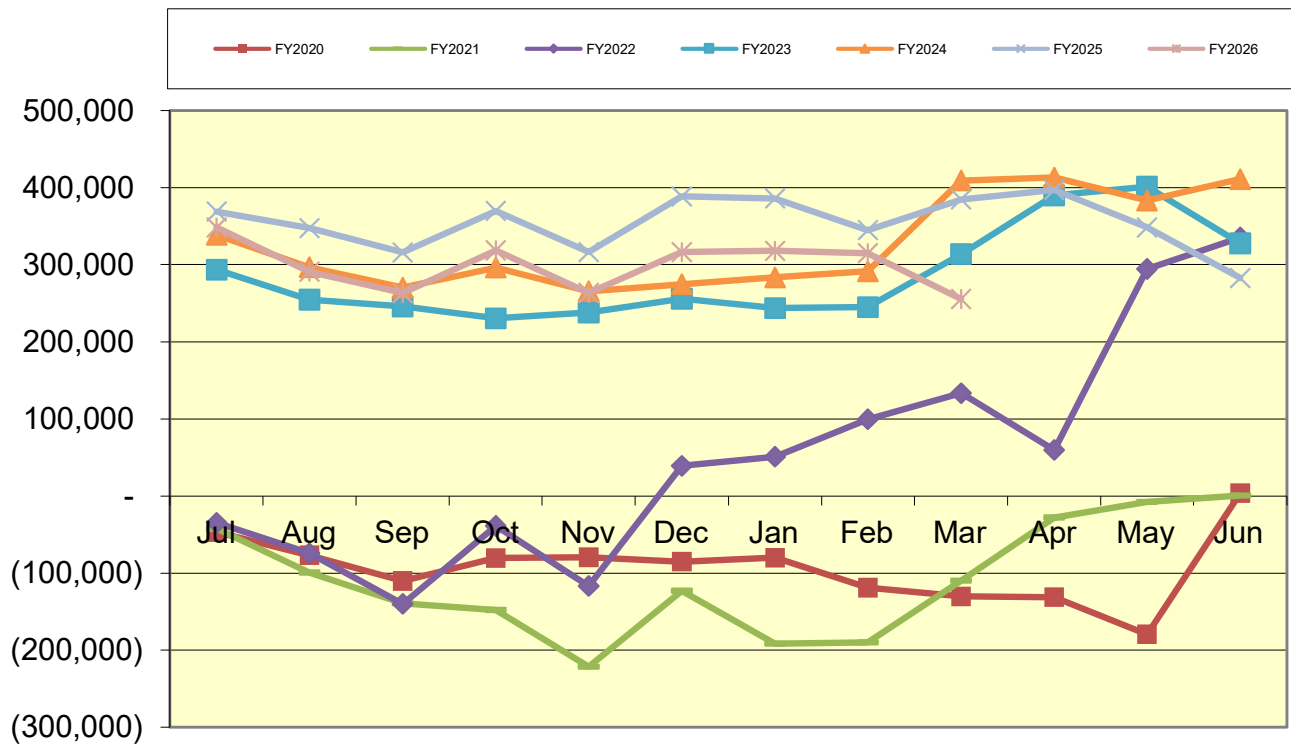
LEXINGTON LOCAL SCHOOLS Spending Plan Summary

ODE Line Number	Monthly Estimate	Monthly Actual	Monthly Difference	FYTD Estimate	FYTD Actual	FYTD Difference
01.010 General Property (Real Estate)	\$ 2,660,800.00	\$ 8,119,800.00	\$ 5,459,000.00	\$ 9,100,840.00	\$ 14,559,889.42	\$ 5,459,049.42
01.020 Tangible Personal Property Tax	0.00	0.00	0.00	563,500.00	563,576.18	76.18
01.030 Income Tax	0.00	0.00	0.00	0.00	0.00	0.00
01.035 Unrestricted Grants-in-Aid	721,000.00	721,213.19	213.19	6,784,174.00	6,785,607.08	1,433.08
01.040 Restricted Grants-in-Aid	75,000.00	36,961.87	(38,038.13)	394,141.00	354,115.03	(40,025.97)
01.045 Restricted Federal Grants-in-Aid - SFSF	0.00	0.00	0.00	0.00	0.00	0.00
01.050 State Reimbursement for Property Tax Credits	0.00	0.00	0.00	1,035,200.00	1,035,520.03	320.03
01.060 All Other Operating Revenue	150,000.00	238,355.13	88,355.13	731,000.00	755,228.46	24,228.46
01.070 Total Revenue	3,606,800.00	9,116,330.19	5,509,530.19	18,608,855.00	24,053,936.20	5,445,081.20
02.010 Proceeds from Sale of Notes	0.00	0.00	0.00	0.00	0.00	0.00
02.020 State Emergency Loans & Advancements (Approved)	0.00	0.00	0.00	0.00	0.00	0.00
02.040 Operating Transfers-In	0.00	0.00	0.00	0.00	0.00	0.00
02.050 Advances-In	0.00	0.00	0.00	0.00	0.00	0.00
02.060 All Other Financial Sources	0.00	0.00	0.00	0.00	5,174.13	5,174.13
02.070 Total Other Financing Sources	0.00	0.00	0.00	0.00	5,174.13	5,174.13
02.080 Total Revenues and Other Financing Sources	3,606,800.00	9,116,330.19	5,509,530.19	18,608,855.00	24,059,110.33	5,450,255.33
03.010 Personal Services	1,390,000.00	1,262,199.40	(127,800.60)	11,770,359.00	11,650,751.57	(119,607.43)
03.020 Employees' Retirement/Insurance Benefits	695,000.00	621,616.89	(73,383.11)	5,868,220.00	5,794,259.33	(73,960.67)
03.030 Purchased Services	364,000.00	428,765.36	64,765.36	3,344,633.00	3,409,437.41	64,804.41
03.040 Supplies and Materials	95,000.00	52,455.00	(42,545.00)	1,026,093.00	747,210.49	(278,882.51)
03.050 Capital Outlay	9,000.00	0.00	(9,000.00)	54,590.00	8,963.68	(45,626.32)
03.060 Intergovernmental	0.00	0.00	0.00	0.00	0.00	0.00
04.010 Debt Service: All Principal (Historical)	0.00	0.00	0.00	0.00	0.00	0.00
04.020 Debt Service: Principal-Notes	0.00	0.00	0.00	0.00	0.00	0.00
04.030 Debt Service: Principal - State Loans	0.00	0.00	0.00	0.00	0.00	0.00
04.040 Debt Service: Principal - State Advancements	0.00	0.00	0.00	0.00	0.00	0.00
04.050 Debt Service: Principal - HB 264 Loans	0.00	0.00	0.00	0.00	0.00	0.00
04.055 Debt Service: Principal - Other	0.00	0.00	0.00	0.00	0.00	0.00
04.060 Debt Service: Interest and Fiscal Charges	0.00	0.00	0.00	0.00	0.00	0.00
04.300 Other Objects	20,000.00	7,593.21	(12,406.79)	243,099.00	197,725.32	(45,373.68)
04.500 Total Expenditures	2,573,000.00	2,372,629.86	(200,370.14)	22,306,994.00	21,808,347.80	(498,646.20)
05.010 Operational Transfers - Out	0.00	0.00	0.00	0.00	0.00	0.00
05.020 Advances - Out	0.00	0.00	0.00	0.00	0.00	0.00
05.030 All Other Financing Uses	0.00	0.00	0.00	0.00	0.00	0.00
05.040 Total Other Financing Uses	0.00	0.00	0.00	0.00	0.00	0.00
05.050 Total Expenditure and Other Financing Uses	2,573,000.00	2,372,629.86	(200,370.14)	22,306,994.00	21,808,347.80	(498,646.20)
06.010 Excess Rev & Oth Financing Sources over(under) Exp & Oth F	1,033,800.00	6,743,700.33	5,709,900.33	(3,698,139.00)	2,250,762.53	5,948,901.53
07.010 Cash Balance-July1 -Excluding Proposed Renew/Replace & New	0.00	2,470,053.83	2,470,053.83	6,962,991.63	6,962,991.63	0.00
07.020 Cash Balance June 30	1,033,800.00	9,213,754.16	8,179,954.16	3,264,852.63	9,213,754.16	5,948,901.53
08.010 Estimated Encumbrances June 30	(400,000.00)	1,545,841.59	1,945,841.59	1,300,000.00	1,545,841.59	245,841.59

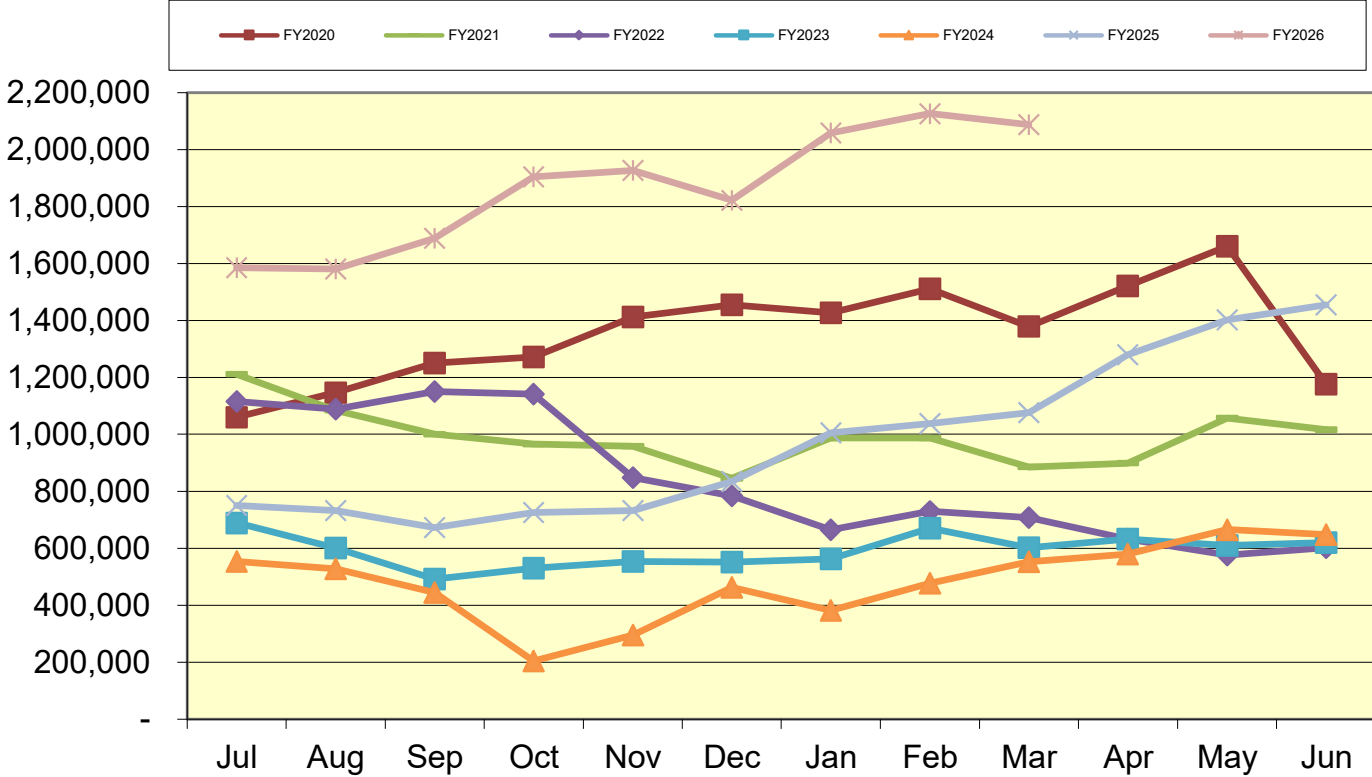
Lexington Local Schools General Fund Cash Balance



Lexington Local Schools Food Service Fund Cash Balance



Lexington Local Schools Employee Benefits Fund Cash Balance



Lexington Local Schools

**Permanent Improvement Fund
3/31/2026**

	Budgeted Amount	Actual Fiscal Year Expended	Current Encumbrances	Expenses / Encumbrances Over/Under Estimate	Remaining Estimated PI Project Costs																																				
Instruction and Administration																																									
Western Elementary Equipment/Materials	\$ 5,000.00	\$ -	\$ -	\$5,000.00	\$5,000.00																																				
Eastern Elementary Equipment/Materials	\$ 5,000.00	\$ -	\$ -	\$5,000.00	\$5,000.00																																				
Central Elementary Equipment/Materials	\$ 5,000.00	\$ -	\$ -	\$5,000.00	\$5,000.00																																				
Central Music Equipment	\$ 1,500.00	\$ -	\$ -	\$1,500.00	\$1,500.00																																				
Preschool Equipment/Materials	\$ 5,500.00	\$ -	\$ -	\$5,500.00	\$5,500.00																																				
Maintenance/Security																																									
JH Gym	\$ 7,000.00	\$ 6,950.88	\$ -	\$49.12	\$49.12																																				
Transportation																																									
New bus	\$ 135,130.00	\$ 134,949.00	\$ -	\$181.00	\$0.00																																				
New van	\$ 37,399.00	\$ 37,399.00	\$ -	\$0.00	\$0.00																																				
Technology																																									
Computers, servers, tech equip., etc.	\$ 185,000.00	\$ 15,081.48	\$ 124,500.19	\$45,418.33	\$45,418.33																																				
Food Service																																									
Food Service Equipment	\$ -	\$ -	\$ -	\$0.00	\$0.00																																				
Athletics and Student Activities																																									
HS Athletics Equipment	\$ 85,000.00	\$ 63,843.00	\$ 17,540.00	\$3,617.00	\$3,617.00																																				
Fees																																									
Tax Collection Fees	\$ 15,000.00	\$ 5,342.32	\$ -	\$9,657.68	\$9,657.68																																				
Debt Repayment																																									
Tax Anticipation Notes (Fund 002)	\$ 397,123.25	\$ -	\$ -	\$397,123.25	\$397,123.25																																				
Totals																																									
	\$ 883,652.25	\$ 263,565.68	\$ 142,040.19	\$80,923.13	\$80,742.13																																				
Total Budgeted	\$ 883,652.25																																								
<table style="width: 100%; border-collapse: collapse;"> <tr> <td style="width: 45%;">Actual Cash Balance 7/1/25</td> <td style="width: 10%; text-align: right;">\$ 282,920.04</td> <td style="width: 10%;"></td> <td style="width: 10%;"></td> <td style="width: 10%;"></td> <td style="width: 15%;"></td> </tr> <tr> <td>Revenues FY26 - Taxes from levy</td> <td style="text-align: right;">\$ 368,195.00</td> <td></td> <td></td> <td></td> <td></td> </tr> <tr> <td>Expenditures FY26</td> <td style="text-align: right;">\$ (263,565.68)</td> <td></td> <td></td> <td></td> <td></td> </tr> <tr> <td>Current Cash Balance</td> <td style="text-align: right;">\$387,549.36</td> <td></td> <td></td> <td></td> <td></td> </tr> <tr> <td>Current Encumbrances</td> <td style="text-align: right;">\$ (142,040.19)</td> <td></td> <td></td> <td></td> <td></td> </tr> <tr> <td>Available Balance</td> <td style="text-align: right;">\$245,509.17</td> <td></td> <td></td> <td></td> <td></td> </tr> </table>						Actual Cash Balance 7/1/25	\$ 282,920.04					Revenues FY26 - Taxes from levy	\$ 368,195.00					Expenditures FY26	\$ (263,565.68)					Current Cash Balance	\$387,549.36					Current Encumbrances	\$ (142,040.19)					Available Balance	\$245,509.17				
Actual Cash Balance 7/1/25	\$ 282,920.04																																								
Revenues FY26 - Taxes from levy	\$ 368,195.00																																								
Expenditures FY26	\$ (263,565.68)																																								
Current Cash Balance	\$387,549.36																																								
Current Encumbrances	\$ (142,040.19)																																								
Available Balance	\$245,509.17																																								
<table style="width: 100%; border-collapse: collapse;"> <tr> <td style="width: 45%;">Remaining Estimated Revenues FY26 - Taxes from levy</td> <td style="width: 10%; text-align: right;">\$ 381,805.00</td> <td style="width: 10%;"></td> <td style="width: 10%;"></td> <td style="width: 10%;"></td> <td style="width: 15%;"></td> </tr> <tr> <td>Less: Remaining Estimated PI Project Costs</td> <td style="text-align: right;">(\$80,742.13)</td> <td></td> <td></td> <td></td> <td></td> </tr> <tr> <td>Less: Tax Anticipation Note Obligation</td> <td style="text-align: right;">(\$397,123.25)</td> <td></td> <td></td> <td></td> <td></td> </tr> <tr> <td>6/30/26 Estimated Unencumbered Carryover</td> <td style="text-align: right;">\$ 149,448.79</td> <td></td> <td></td> <td></td> <td></td> </tr> </table>						Remaining Estimated Revenues FY26 - Taxes from levy	\$ 381,805.00					Less: Remaining Estimated PI Project Costs	(\$80,742.13)					Less: Tax Anticipation Note Obligation	(\$397,123.25)					6/30/26 Estimated Unencumbered Carryover	\$ 149,448.79																
Remaining Estimated Revenues FY26 - Taxes from levy	\$ 381,805.00																																								
Less: Remaining Estimated PI Project Costs	(\$80,742.13)																																								
Less: Tax Anticipation Note Obligation	(\$397,123.25)																																								
6/30/26 Estimated Unencumbered Carryover	\$ 149,448.79																																								

Lexington Local Schools

Food Service Fund 2025-26 vs. 2024-2025 vs. 2023-2024

							Beginning Balance 7/1/25	\$ 282,903
2025-2026 Through 3/31/26								
<i>Revenues</i>	District-Wide	HS/JH	Junior High	Eastern	Central	Western	Total	
Student Type A, Ezpay, Misc	\$ -	\$ 126,221	\$ -	\$ 54,445	\$ 34,999	\$ 37,879	\$ 253,544	
Student Break, Milk & A La Carte	\$ -	\$ 94,853	\$ -	\$ 11,492	\$ 2,289	\$ 3,844	\$ 112,478	
Adult & Misc revenues	\$ 13,542	\$ 5,034	\$ -	\$ 834	\$ 19	\$ 181	\$ 19,610	
State Reimb	\$ -	\$ 2,512	\$ -	\$ 1,344	\$ 995	\$ 987	\$ 5,838	
Federal Reimb	\$ -	\$ 151,932	\$ -	\$ 97,996	\$ 67,950	\$ 58,371	\$ 376,249	
Transfer In	\$ -	\$ -	\$ -	\$ -	\$ -	\$ -	\$ -	
Total Revenues	\$ 13,542	\$ 380,552	\$ -	\$ 166,111	\$ 106,252	\$ 101,262	\$ 767,719	
<i>Expenses</i>								
Wages	\$ 41,773	\$ 126,434	\$ -	\$ 52,284	\$ 42,337	\$ 33,730	\$ 296,558	
Severance	\$ 27,222	\$ -	\$ -	\$ -	\$ -	\$ -	\$ 27,222	
Retirement	\$ 10,394	\$ 21,204	\$ -	\$ 10,055	\$ 8,020	\$ 6,040	\$ 55,713	
Medical	\$ 9,418	\$ 72,739	\$ -	\$ -	\$ 7,817	\$ 17,008	\$ 106,982	
Life, Dent, MC, WC	\$ 1,642	\$ 4,698	\$ -	\$ 913	\$ 1,173	\$ 1,411	\$ 9,837	
Purch Serv, Repairs, Phone, Post	\$ 4,803	\$ 2,498	\$ -	\$ 2,084	\$ 3,986	\$ 599	\$ 13,970	
Supplies	\$ 6,589	\$ -	\$ -	\$ -	\$ -	\$ -	\$ 6,589	
Food Costs	\$ -	\$ 155,171	\$ -	\$ 82,765	\$ 19,087	\$ 21,185	\$ 278,208	
Equipment	\$ -	\$ -	\$ -	\$ -	\$ -	\$ -	\$ -	
Other Costs	\$ -	\$ -	\$ -	\$ -	\$ -	\$ -	\$ -	
Total Expenses	\$ 101,841	\$ 382,744	\$ -	\$ 148,101	\$ 82,420	\$ 79,973	\$ 795,079	
Net Gain (Loss)	\$ (88,299)	\$ (2,192)	\$ -	\$ 18,010	\$ 23,832	\$ 21,289	\$ (27,360)	
							Ending Cash Balance 3/31/26	\$ 255,543

							Beginning Balance 7/1/24	\$ 411,050
2024-2025 Through 3/31/25								
<i>Revenues</i>	District-Wide	HS/JH	Junior High	Eastern	Central	Western	Total	
Student Type A, Ezpay, Misc	\$ -	\$ 135,062	\$ -	\$ 54,684	\$ 43,378	\$ 35,925	\$ 269,049	
Student Break, Milk & A La Carte	\$ -	\$ 87,180	\$ -	\$ 9,493	\$ 4,462	\$ 3,716	\$ 104,851	
Adult & Misc revenues	\$ 18,641	\$ 5,907	\$ -	\$ 869	\$ 158	\$ 219	\$ 25,794	
State Reimb	\$ -	\$ 3,027	\$ -	\$ 1,513	\$ 1,513	\$ 1,513	\$ 7,566	
Federal Reimb	\$ -	\$ 131,876	\$ -	\$ 76,356	\$ 63,934	\$ 45,907	\$ 318,073	
Transfer In	\$ -	\$ -	\$ -	\$ -	\$ -	\$ -	\$ -	
Total Revenues	\$ 18,641	\$ 363,052	\$ -	\$ 142,915	\$ 113,445	\$ 87,280	\$ 725,333	
<i>Expenses</i>								
Wages	\$ 42,799	\$ 115,976	\$ -	\$ 48,629	\$ 41,719	\$ 32,793	\$ 281,916	
Severance	\$ -	\$ -	\$ -	\$ -	\$ -	\$ -	\$ -	
Retirement	\$ 10,635	\$ 22,508	\$ -	\$ 9,311	\$ 8,161	\$ 5,887	\$ 56,502	
Medical	\$ 9,100	\$ 67,857	\$ -	\$ -	\$ 7,566	\$ 16,463	\$ 100,986	
Life, Dent, MC, WC	\$ 1,256	\$ 4,539	\$ -	\$ 872	\$ 1,174	\$ 1,385	\$ 9,226	
Purch Serv, Repairs, Phone, Post	\$ 5,379	\$ 3,191	\$ -	\$ 335	\$ 2,167	\$ 996	\$ 12,068	
Supplies	\$ 14,306	\$ -	\$ -	\$ -	\$ -	\$ -	\$ 14,306	
Food Costs	\$ -	\$ 146,098	\$ -	\$ 81,603	\$ 26,847	\$ 21,898	\$ 276,446	
Equipment	\$ -	\$ -	\$ -	\$ -	\$ -	\$ -	\$ -	
Other Costs	\$ -	\$ -	\$ -	\$ -	\$ -	\$ -	\$ -	
Total Expenses	\$ 83,475	\$ 360,169	\$ -	\$ 140,750	\$ 87,634	\$ 79,422	\$ 751,450	
Net Gain (Loss)	\$ (64,834)	\$ 2,883	\$ -	\$ 2,165	\$ 25,811	\$ 7,858	\$ (26,117)	
							Ending Cash Balance 3/31/25	\$ 384,933

							Beginning Balance 7/1/23	\$ 327,645
2023-2024 Through 3/31/24								
<i>Revenues</i>	District-Wide	HS/JH	Junior High	Eastern	Central	Western	Total	
Student Type A, Ezpay, Misc	\$ -	\$ 141,508	\$ -	\$ 57,161	\$ 44,438	\$ 43,277	\$ 286,384	
Student Break, Milk & A La Carte	\$ -	\$ 86,956	\$ -	\$ 8,387	\$ 5,169	\$ 3,890	\$ 104,402	
Adult & Misc revenues	\$ 10,508	\$ 5,308	\$ -	\$ 728	\$ 578	\$ 282	\$ 17,404	
State Reimb	\$ -	\$ -	\$ -	\$ -	\$ -	\$ -	\$ -	
Federal Reimb	\$ -	\$ 170,022	\$ -	\$ 97,780	\$ 75,988	\$ 71,762	\$ 415,552	
Transfer In	\$ -	\$ -	\$ -	\$ -	\$ -	\$ -	\$ -	
Total Revenues	\$ 10,508	\$ 403,794	\$ -	\$ 164,056	\$ 126,173	\$ 119,211	\$ 823,742	
<i>Expenses</i>								
Wages	\$ 41,554	\$ 114,646	\$ -	\$ 64,486	\$ 35,967	\$ 31,602	\$ 288,255	
Severance	\$ -	\$ 5,137	\$ -	\$ -	\$ 684	\$ -	\$ 5,821	
Retirement	\$ 10,303	\$ 22,673	\$ -	\$ 11,039	\$ 5,973	\$ 5,278	\$ 55,266	
Medical	\$ 8,531	\$ 61,125	\$ -	\$ -	\$ 10,449	\$ 15,434	\$ 95,539	
Life, Dent, MC, WC	\$ 1,043	\$ 3,936	\$ -	\$ 906	\$ 928	\$ 1,130	\$ 7,943	
Purch Serv, Repairs, Phone, Post	\$ 2,794	\$ 360	\$ -	\$ 732	\$ 678	\$ 335	\$ 4,899	
Supplies	\$ 10,697	\$ -	\$ -	\$ -	\$ -	\$ -	\$ 10,697	
Food Costs	\$ -	\$ 143,457	\$ -	\$ 83,904	\$ 22,732	\$ 22,459	\$ 272,552	
Equipment	\$ 1,363	\$ -	\$ -	\$ -	\$ -	\$ -	\$ 1,363	
Other Costs	\$ -	\$ -	\$ -	\$ -	\$ -	\$ -	\$ -	
Total Expenses	\$ 76,285	\$ 351,334	\$ -	\$ 161,067	\$ 77,411	\$ 76,238	\$ 742,335	
Net Gain (Loss)	\$ (65,777)	\$ 52,460	\$ -	\$ 2,989	\$ 48,762	\$ 42,973	\$ 81,407	
							Ending Cash Balance 3/31/24	\$ 409,052

Start Date: 3/01/2026

End Date: 3/31/2026

LEXINGTON LOCAL SCHOOLS Disbursement Summary Report

Reference Number	Check Number	Type	Date	Name	Vendor #	Status	Reconcile Date	Void Date	Amount
50503	102179	ACCOUNTS_P AYABLE	3/6/2026	ALFRED NICKLES BAKERY	613	RECONCILED	3/11/2026		\$ 1,746.88
50508	102180	ACCOUNTS_P AYABLE	3/6/2026	AMAZON CAPITAL SERVICES	13575	RECONCILED	3/16/2026		1,189.84
50521	102181	ACCOUNTS_P AYABLE	3/6/2026	ASHLAND CITY SCHOOLS	9389	RECONCILED	3/13/2026		300.00
50506	102182	ACCOUNTS_P AYABLE	3/6/2026	BUCKEYE BAKERY	13103	VOID		3/31/2026	112.10
50507	102183	ACCOUNTS_P AYABLE	3/6/2026	CARDINAL BUS SALES & SERVICE	6515	RECONCILED	3/10/2026		2,590.20
50518	102184	ACCOUNTS_P AYABLE	3/6/2026	CHRISTOPHE R GLENNON	13459	RECONCILED	3/10/2026		280.00
50504	102185	ACCOUNTS_P AYABLE	3/6/2026	CULLIGAN QUALITY WATER	610	RECONCILED	3/11/2026		39.00
50502	102186	ACCOUNTS_P AYABLE	3/6/2026	EAST SIDE JERSEY DAIRY	14205	RECONCILED	3/13/2026		5,133.30
50519	102187	ACCOUNTS_P AYABLE	3/6/2026	ELISHA LUCIER	13952	RECONCILED	3/10/2026		321.60
50516	102188	ACCOUNTS_P AYABLE	3/6/2026	JOHN DAVIS	14351	RECONCILED	3/10/2026		100.00
50524	102189	ACCOUNTS_P AYABLE	3/6/2026	LEHR AWNING	1291	RECONCILED	3/12/2026		70.00
50515	102190	ACCOUNTS_P AYABLE	3/6/2026	LOFT VIOLIN SHOP	10698	RECONCILED	3/11/2026		240.00
50525	102191	ACCOUNTS_P AYABLE	3/6/2026	LOUIS MICHAEL TOMMELLEO	6176	RECONCILED	3/10/2026		140.00
50511	102192	ACCOUNTS_P AYABLE	3/6/2026	MONROEVIL LE FREIGHTLIN ER, INC	13474	RECONCILED	3/12/2026		1,181.57
50520	102193	ACCOUNTS_P AYABLE	3/6/2026	MT VERNON NAZARENE UNIVERSITY	13590	RECONCILED	3/12/2026		587.37
50522	102194	ACCOUNTS_P AYABLE	3/6/2026	MT. VERNON HIGH SCHOOL	7750	RECONCILED	3/11/2026		485.00
50513	102195	ACCOUNTS_P AYABLE	3/6/2026	NORWALK HIGH SCHOOL	11031	OUTSTANDIN G			135.00
50514	102196	ACCOUNTS_P AYABLE	3/6/2026	OHIO HIGH SCHOOL ATH. ASSOC.	1039	RECONCILED	3/16/2026		80.00
50505	102197	ACCOUNTS_P AYABLE	3/6/2026	OHSFSCA	10933	VOID		3/6/2026	50.00
50517	102198	ACCOUNTS_P AYABLE	3/6/2026	QUENCH USA INC	9919	RECONCILED	3/13/2026		53.59
50509	102199	ACCOUNTS_P AYABLE	3/6/2026	STANTON SHEET MUSIC	22	RECONCILED	3/12/2026		424.85
50510	102200	ACCOUNTS_P AYABLE	3/6/2026	TREVIPAY	14358	RECONCILED	3/13/2026		29.77
50523	102201	ACCOUNTS_P AYABLE	3/6/2026	U.S. AWARDS, INC.	7712	RECONCILED	3/11/2026		466.34
50512	102202	ACCOUNTS_P AYABLE	3/6/2026	UCP OF GREATER CLEVELAND	13006	RECONCILED	3/11/2026		9,800.00
50526	102203	ACCOUNTS_P AYABLE	3/6/2026	NWDFSCA	13124	RECONCILED	3/31/2026		50.00

Start Date: 3/01/2026

End Date: 3/31/2026

LEXINGTON LOCAL SCHOOLS Disbursement Summary Report

Reference Number	Check Number	Type	Date	Name	Vendor #	Status	Reconcile Date	Void Date	Amount
50535	102204	ACCOUNTS_P AYABLE	3/10/2026	AMAZON CAPITAL SERVICES	13575	RECONCILED	3/17/2026		\$ 170.00
50528	102205	ACCOUNTS_P AYABLE	3/10/2026	CALLAHAN DOOR SALES	5579	RECONCILED	3/26/2026		135.00
50532	102206	ACCOUNTS_P AYABLE	3/10/2026	CARDINAL BUS SALES & SERVICE	6515	RECONCILED	3/16/2026		2,441.74
50534	102207	ACCOUNTS_P AYABLE	3/10/2026	COLD CONTROL REFRIGERAT ION	14249	RECONCILED	3/25/2026		853.82
50527	102208	ACCOUNTS_P AYABLE	3/10/2026	COLE DISTRIBUTIN G	9752	RECONCILED	3/13/2026		29,904.60
50531	102209	ACCOUNTS_P AYABLE	3/10/2026	ELIZABETH A. RIEGEL	10733	RECONCILED	3/16/2026		540.00
50538	102210	ACCOUNTS_P AYABLE	3/10/2026	FAMOUS ENTERPRISE S, INC	11498	RECONCILED	3/16/2026		294.78
50529	102211	ACCOUNTS_P AYABLE	3/10/2026	J & B ACCOUSTICA L	1555	RECONCILED	3/16/2026		598.80
50533	102212	ACCOUNTS_P AYABLE	3/10/2026	MEDINA COUNTY SCHOOLS' ESC	3780	RECONCILED	3/16/2026		85.00
50530	102213	ACCOUNTS_P AYABLE	3/10/2026	NAPA	13723	RECONCILED	3/17/2026		120.97
50537	102214	ACCOUNTS_P AYABLE	3/10/2026	OHIO HEALTH CONSORTIU M	10192	RECONCILED	3/13/2026		208.00
50536	102215	ACCOUNTS_P AYABLE	3/10/2026	RENHILL GROUP, INC.	10075	RECONCILED	3/17/2026		21,775.81
50539	102216	ACCOUNTS_P AYABLE	3/11/2026	RIVER VALLEY LOCAL SCHOOLS	10144	RECONCILED	3/19/2026		520.00
50547	102217	ACCOUNTS_P AYABLE	3/12/2026	ALLERTON HILL CONSULTIN G	11155	OUTSTANDIN G			12,925.00
50541	102218	ACCOUNTS_P AYABLE	3/12/2026	AMAZON CAPITAL SERVICES	13575	RECONCILED	3/19/2026		2,728.29
50560	102219	ACCOUNTS_P AYABLE	3/12/2026	BRICKER GRAYDON LLP	10997	RECONCILED	3/23/2026		4,082.50
50568	102220	ACCOUNTS_P AYABLE	3/12/2026	BRIDGEWAY ACADEMY	11513	RECONCILED	3/19/2026		6,762.00
50542	102221	ACCOUNTS_P AYABLE	3/12/2026	BRIDGEWAY THERAPY CENTER	13818	RECONCILED	3/19/2026		2,257.50
50564	102222	ACCOUNTS_P AYABLE	3/12/2026	BRUCE DEWEY	13767	RECONCILED	3/20/2026		683.70
50561	102223	ACCOUNTS_P AYABLE	3/12/2026	BURNING RIVER LIFTS AND	10587	RECONCILED	3/23/2026		320.00
50553	102224	ACCOUNTS_P AYABLE	3/12/2026	CAIN GRAPHICS AND SCREEN PRINTING	11279	RECONCILED	3/18/2026		320.00
50563	102225	ACCOUNTS_P AYABLE	3/12/2026	CARDINAL BUS SALES & SERVICE	6515	RECONCILED	3/17/2026		101.17

Start Date: 3/01/2026

End Date: 3/31/2026

LEXINGTON LOCAL SCHOOLS

Disbursement Summary Report

Reference Number	Check Number	Type	Date	Name	Vendor #	Status	Reconcile Date	Void Date	Amount
50557	102226	ACCOUNTS_P AYABLE	3/12/2026	CHRISTOPHE R GLENNON	13459	RECONCILED	3/13/2026		\$ 100.00
50543	102227	ACCOUNTS_P AYABLE	3/12/2026	COLE DISTRIBUTIN G	9752	RECONCILED	3/18/2026		8,956.04
50569	102228	ACCOUNTS_P AYABLE	3/12/2026	COLTON ULLMAN	13701	RECONCILED	3/20/2026		30.00
50552	102229	ACCOUNTS_P AYABLE	3/12/2026	ELIZABETH A. RIEGEL	10733	RECONCILED	3/17/2026		300.00
50550	102230	ACCOUNTS_P AYABLE	3/12/2026	GPD GROUP	14328	RECONCILED	3/20/2026		269,698.10
50545	102231	ACCOUNTS_P AYABLE	3/12/2026	HD SUPPLY FACILITIES	6504	RECONCILED	3/19/2026		90.00
50555	102232	ACCOUNTS_P AYABLE	3/12/2026	HILLYARD OHIO	13569	RECONCILED	3/24/2026		301.56
50551	102233	ACCOUNTS_P AYABLE	3/12/2026	JEFF EICHORN	13282	RECONCILED	3/24/2026		3,255.72
50565	102234	ACCOUNTS_P AYABLE	3/12/2026	JOSTENS	10830	RECONCILED	3/18/2026		103.95
50544	102235	ACCOUNTS_P AYABLE	3/12/2026	KELL ACE HARDWARE	8329	RECONCILED	3/17/2026		24.34
50549	102236	ACCOUNTS_P AYABLE	3/12/2026	LESCH BATTERY & POWER	9943	RECONCILED	3/17/2026		627.00
50540	102237	ACCOUNTS_P AYABLE	3/12/2026	MAST LEPLEY	13734	RECONCILED	3/18/2026		3.32
50566	102238	ACCOUNTS_P AYABLE	3/12/2026	MEDINA COUNTY SCHOOLS' ESC	3780	RECONCILED	3/17/2026		170.00
50571	102239	ACCOUNTS_P AYABLE	3/12/2026	MENARDS	10810	RECONCILED	3/18/2026		8.98
50556	102240	ACCOUNTS_P AYABLE	3/12/2026	MICHAEL MOORE	13971	RECONCILED	3/26/2026		1,801.98
50567	102241	ACCOUNTS_P AYABLE	3/12/2026	MONROEVIL LE FREIGHTLIN ER, INC	13474	RECONCILED	3/17/2026		341.43
50558	102242	ACCOUNTS_P AYABLE	3/12/2026	NORTH CENTRAL OHIO ESC	9382	RECONCILED	3/17/2026		15,178.88
50573	102243	ACCOUNTS_P AYABLE	3/12/2026	OAGC	1854	RECONCILED	3/18/2026		430.00
50570	102244	ACCOUNTS_P AYABLE	3/12/2026	SAFEHOUSE MINISTRIES, INC	14363	RECONCILED	3/18/2026		3,600.00
50572	102245	ACCOUNTS_P AYABLE	3/12/2026	STEPHEN F DOMKA	10173	RECONCILED	3/27/2026		219.00
50562	102246	ACCOUNTS_P AYABLE	3/12/2026	TRANSPORTA TION ACCESSORIE S CO.	819	RECONCILED	3/23/2026		358.98
50546	102247	ACCOUNTS_P AYABLE	3/12/2026	TREASURER STATE OF OHIO	5996	RECONCILED	3/18/2026		232.00
50554	102248	ACCOUNTS_P AYABLE	3/12/2026	TREASURER, STATE OF OHIO	9906	RECONCILED	3/23/2026		200.00
50548	102249	ACCOUNTS_P AYABLE	3/12/2026	UCP OF GREATER CLEVELAND	13006	RECONCILED	3/18/2026		9,800.00
50559	102250	ACCOUNTS_P AYABLE	3/12/2026	WEST HOLMES LOCAL SCHOOLS	13732	RECONCILED	3/18/2026		325.00
50574	102251	ACCOUNTS_P	3/16/2026	A BOOK	14	13733	RECONCILED	3/26/2026	343.12

Start Date: 3/01/2026

End Date: 3/31/2026

LEXINGTON LOCAL SCHOOLS Disbursement Summary Report

Reference Number	Check Number	Type	Date	Name	Vendor #	Status	Reconcile Date	Void Date	Amount
50575	102252	AYABLE ACCOUNTS_P AYABLE	3/16/2026	COMPANY ALLIED SUPPLY CO, INC	11862	RECONCILED	3/24/2026		\$ 41.90
50576	102253	AYABLE ACCOUNTS_P AYABLE	3/16/2026	AMAZON CAPITAL SERVICES	13575	VOID		3/17/2026	23.36
50577	102254	AYABLE ACCOUNTS_P AYABLE	3/16/2026	AMERICAN EXPRESS	10314	RECONCILED	3/23/2026		499.99
50581	102255	AYABLE ACCOUNTS_P AYABLE	3/16/2026	BRUCE DEWEY	13767	RECONCILED	3/18/2026		239.86
50578	102256	AYABLE ACCOUNTS_P AYABLE	3/16/2026	BUCKEYE BAKERY G	13103	OUTSTANDIN G			112.10
50579	102257	AYABLE ACCOUNTS_P AYABLE	3/16/2026	COMDOC INC	13671	RECONCILED	3/25/2026		1,360.82
50580	102258	AYABLE ACCOUNTS_P AYABLE	3/16/2026	DELL MARKETING L.P.	7777	RECONCILED	3/20/2026		1,109.94
50587	102259	AYABLE ACCOUNTS_P AYABLE	3/16/2026	ELISHA LUCIER	13952	RECONCILED	3/24/2026		428.80
50583	102260	AYABLE ACCOUNTS_P AYABLE	3/16/2026	HD SUPPLY FACILITIES	6504	RECONCILED	3/23/2026		36.37
50584	102261	AYABLE ACCOUNTS_P AYABLE	3/16/2026	HEALTHCAR E BILLING SERVICES	11018	RECONCILED	3/20/2026		156.98
50585	102262	AYABLE ACCOUNTS_P AYABLE	3/16/2026	LANA HILL	13892	OUTSTANDIN G			55.50
50586	102263	AYABLE ACCOUNTS_P AYABLE	3/16/2026	LESCH BATTERY & POWER	9943	RECONCILED	3/23/2026		88.00
50591	102264	AYABLE ACCOUNTS_P AYABLE	3/16/2026	LIZ SAVKA	12167	RECONCILED	3/24/2026		17.99
50588	102265	AYABLE ACCOUNTS_P AYABLE	3/16/2026	NAPA	13723	RECONCILED	3/23/2026		446.87
50589	102266	AYABLE ACCOUNTS_P AYABLE	3/16/2026	O.E. MEYER COMPANY	10829	RECONCILED	3/26/2026		249.79
50590	102267	AYABLE ACCOUNTS_P AYABLE	3/16/2026	SARVER PAVING COMPANY	9678	RECONCILED	3/24/2026		245.70
50592	102268	AYABLE ACCOUNTS_P AYABLE	3/16/2026	SCHOOL DATE BOOKS	11627	RECONCILED	3/24/2026		67.40
50582	102269	AYABLE ACCOUNTS_P AYABLE	3/16/2026	SHELLEY GRIFFITH	6875	VOID		3/31/2026	49.25
50593	102270	AYABLE ACCOUNTS_P AYABLE	3/16/2026	SPECIALIZED EDUCATION OF OHIO, INC	13693	RECONCILED	3/25/2026		13,989.62
50594	102271	AYABLE ACCOUNTS_P AYABLE	3/16/2026	TRANSPORTA TION ACCESSORIE S CO.	819	RECONCILED	3/23/2026		808.34
50595	102272	AYABLE ACCOUNTS_P AYABLE	3/16/2026	TRUCKPRO, LLC	13887	RECONCILED	3/23/2026		568.38
50596	102273	AYABLE ACCOUNTS_P AYABLE	3/16/2026	VILLAGE OF LEXINGTON	704	RECONCILED	3/23/2026		3,889.05
50598	102274	AYABLE ACCOUNTS_P AYABLE	3/18/2026	CULLIGAN QUALITY WATER	610	RECONCILED	3/25/2026		267.00
50602	102275	AYABLE ACCOUNTS_P AYABLE	3/18/2026	PHOTORAMA LLC	1028	OUTSTANDIN G			125.00
50601	102276	AYABLE ACCOUNTS_P AYABLE	3/18/2026	SCHOOL HEALTH CORPORATIO N	7533	RECONCILED	3/25/2026		336.28
50600	102277	AYABLE ACCOUNTS_P AYABLE	3/18/2026	KELL ACE HARDWARE	8329	RECONCILED	3/26/2026		5.95

Start Date: 3/01/2026

End Date: 3/31/2026

LEXINGTON LOCAL SCHOOLS Disbursement Summary Report

Reference Number	Check Number	Type	Date	Name	Vendor #	Status	Reconcile Date	Void Date	Amount
50599	102278	ACCOUNTS_P AYABLE	3/18/2026	AMAZON CAPITAL SERVICES	13575	RECONCILED	3/25/2026		\$ 316.05
50618	102279	ACCOUNTS_P AYABLE	3/19/2026	AMAZON CAPITAL SERVICES	13575	RECONCILED	3/26/2026		834.20
50640	102280	ACCOUNTS_P AYABLE	3/19/2026	AMERICAN FIDELITY ADMIN	11663	RECONCILED	3/26/2026		451.50
50653	102281	ACCOUNTS_P AYABLE	3/19/2026	AWARDSMIT H	1370	RECONCILED	3/31/2026		475.00
50635	102282	ACCOUNTS_P AYABLE	3/19/2026	BRITTANY SIRINGER	9735	RECONCILED	3/23/2026		40.33
50631	102283	ACCOUNTS_P AYABLE	3/19/2026	BUCKEYE BAKERY	13103	OUTSTANDIN G			112.10
50611	102284	ACCOUNTS_P AYABLE	3/19/2026	CARDINAL BUS SALES & SERVICE	6515	RECONCILED	3/24/2026		303.21
50612	102285	ACCOUNTS_P AYABLE	3/19/2026	CULLIGAN QUALITY WATER	610	RECONCILED	3/25/2026		86.00
50614	102286	ACCOUNTS_P AYABLE	3/19/2026	EDWARD DEVANEY	11636	RECONCILED	3/27/2026		39.00
50648	102287	ACCOUNTS_P AYABLE	3/19/2026	ELIZABETH A. RIEGEL	10733	RECONCILED	3/25/2026		360.00
50619	102288	ACCOUNTS_P AYABLE	3/19/2026	FRIENDLY HOUSE	1070	RECONCILED	3/31/2026		12,500.00
50636	102289	ACCOUNTS_P AYABLE	3/19/2026	FUSION APPAREL	11164	RECONCILED	3/24/2026		470.00
50616	102290	ACCOUNTS_P AYABLE	3/19/2026	GALION COMMUNITY HOSPITAL	12104	RECONCILED	3/24/2026		260.00
50645	102291	ACCOUNTS_P AYABLE	3/19/2026	GIONINO'S PIZZERIA	9153	RECONCILED	3/30/2026		35.00
50610	102292	ACCOUNTS_P AYABLE	3/19/2026	GRADY ENTERPRISE S, INC.	9664	RECONCILED	3/31/2026		1,205.07
50630	102293	ACCOUNTS_P AYABLE	3/19/2026	GRAINGER	5843	RECONCILED	3/27/2026		153.35
50641	102294	ACCOUNTS_P AYABLE	3/19/2026	HALEY DAVIES	14320	RECONCILED	3/30/2026		62.80
50626	102295	ACCOUNTS_P AYABLE	3/19/2026	HD SUPPLY FACILITIES	6504	RECONCILED	3/26/2026		79.02
50621	102296	ACCOUNTS_P AYABLE	3/19/2026	HILL INTERNATIO NAL TRUCKS	14024	RECONCILED	3/25/2026		877.71
50624	102297	ACCOUNTS_P AYABLE	3/19/2026	HILLYARD OHIO	13569	RECONCILED	3/30/2026		63.80
50633	102298	ACCOUNTS_P AYABLE	3/19/2026	J & B ACCOUSTICA L	1555	RECONCILED	3/23/2026		493.06
50647	102299	ACCOUNTS_P AYABLE	3/19/2026	JENNIFER HOOPER	13018	RECONCILED	3/23/2026		304.80
50627	102300	ACCOUNTS_P AYABLE	3/19/2026	KALEIDOSCO PE LEARNING, INC	14389	OUTSTANDIN G			273.75
50642	102301	ACCOUNTS_P AYABLE	3/19/2026	KELL ACE HARDWARE	8329	RECONCILED	3/26/2026		70.33
50637	102302	ACCOUNTS_P AYABLE	3/19/2026	KIMBALL MIDWEST	11066	RECONCILED	3/24/2026		125.52
50646	102303	ACCOUNTS_P AYABLE	3/19/2026	KNOX COUNTY ESC	8555	RECONCILED	3/23/2026		35.00
50623	102304	ACCOUNTS_P AYABLE	3/19/2026	LESCH BATTERY & POWER	9943	OUTSTANDIN G			627.00

Start Date: 3/01/2026

End Date: 3/31/2026

LEXINGTON LOCAL SCHOOLS Disbursement Summary Report

Reference Number	Check Number	Type	Date	Name	Vendor #	Status	Reconcile Date	Void Date	Amount
50639	102305	ACCOUNTS_P AYABLE	3/19/2026	MATTHEW TEMPLE	13724	RECONCILED	3/24/2026		\$ 600.00
50617	102306	ACCOUNTS_P AYABLE	3/19/2026	MENARDS	10810	RECONCILED	3/26/2026		187.96
50638	102307	ACCOUNTS_P AYABLE	3/19/2026	MID-OHIO ED. SERVICE CENTER	69	RECONCILED	3/23/2026		6,570.00
50644	102308	ACCOUNTS_P AYABLE	3/19/2026	NATIONAL ASSOCIATIO N OF SOCIAL WORKERS	14391	RECONCILED	3/26/2026		425.00
50629	102309	ACCOUNTS_P AYABLE	3/19/2026	NETWORK SERVICES COMPANY	10101	RECONCILED	3/25/2026		11.00
50649	102310	ACCOUNTS_P AYABLE	3/19/2026	OHIO.NET INTERNET PROVIDERS	13038	RECONCILED	3/24/2026		494.03
50613	102311	ACCOUNTS_P AYABLE	3/19/2026	ONWARD PEDIATRIC THERAPIES, LLC	14392	OUTSTANDIN G			620.00
50643	102312	ACCOUNTS_P AYABLE	3/19/2026	PORTA PHONE COMPANY, INC	13593	RECONCILED	3/30/2026		785.00
50632	102313	ACCOUNTS_P AYABLE	3/19/2026	RAPTOR TECHNOLOG IES, LLC	13955	RECONCILED	3/26/2026		3,240.00
50625	102314	ACCOUNTS_P AYABLE	3/19/2026	RIDDELL/ALL AMERICAN SPORTS CO	8878	RECONCILED	3/30/2026		4,016.29
50628	102315	ACCOUNTS_P AYABLE	3/19/2026	RUMPKE	11508	RECONCILED	3/27/2026		2,876.83
50622	102316	ACCOUNTS_P AYABLE	3/19/2026	SCHOLASTIC BOOK FAIRS	1785	RECONCILED	3/25/2026		1,264.06
50609	102317	ACCOUNTS_P AYABLE	3/19/2026	SMETZ'S TIRE SERVICE CENTER	10453	RECONCILED	3/25/2026		3,737.19
50651	102318	ACCOUNTS_P AYABLE	3/19/2026	SPYDER SIGNS & GRAPHICS	9378	RECONCILED	3/31/2026		336.00
50650	102319	ACCOUNTS_P AYABLE	3/19/2026	THE REHAB CENTER	11246	RECONCILED	3/27/2026		205.00
50634	102320	ACCOUNTS_P AYABLE	3/19/2026	TREASURER, STATE OF OHIO	9906	RECONCILED	3/30/2026		225.00
50620	102321	ACCOUNTS_P AYABLE	3/19/2026	TREVIPAY	14358	RECONCILED	3/26/2026		213.89
50652	102322	ACCOUNTS_P AYABLE	3/19/2026	TROY TWP, RICHLAND COUNTY	11331	RECONCILED	3/25/2026		3,297.37
50615	102323	ACCOUNTS_P AYABLE	3/19/2026	XEROX FINANCIAL SERVICES	13945	RECONCILED	3/30/2026		2,757.34
50670	102324	ACCOUNTS_P AYABLE	3/25/2026	PHOTORAMA LLC	1028	OUTSTANDIN G			95.00
50668	102325	ACCOUNTS_P AYABLE	3/25/2026	MEDINA COUNTY SCHOOLS' ESC	3780	RECONCILED	3/31/2026		85.00
50666	102326	ACCOUNTS_P AYABLE	3/25/2026	KROGER COMPANY	5498	OUTSTANDIN G			88.90
50667	102327	ACCOUNTS_P AYABLE	3/25/2026	LEX LANES	7583	OUTSTANDIN G			875.00
50665	102328	ACCOUNTS_P	3/25/2026	KNOX	17	8555	OUTSTANDIN		4,487.41

Start Date: 3/01/2026

End Date: 3/31/2026

LEXINGTON LOCAL SCHOOLS Disbursement Summary Report

Reference Number	Check Number	Type	Date	Name	Vendor #	Status	Reconcile Date	Void Date	Amount
50658	102329	AYABLE ACCOUNTS_P	3/25/2026	COUNTY ESC CBIZ	8780	G RECONCILED	3/31/2026		\$ 2,750.00
50660	102330	AYABLE ACCOUNTS_P	3/25/2026	BENEFITS & INSURANCE COLE	9752	RECONCILED	3/30/2026		2,016.68
50661	102331	AYABLE ACCOUNTS_P	3/25/2026	DISTRIBUTIN G ROXANNE DRUESCHLE R	10172	RECONCILED	3/27/2026		17.45
50662	102332	AYABLE ACCOUNTS_P	3/25/2026	FUSION APPAREL	11164	OUTSTANDIN G			347.00
50669	102333	AYABLE ACCOUNTS_P	3/25/2026	NRG BUSINESS MARKETING	11543	OUTSTANDIN G			15,523.93
50673	102334	AYABLE ACCOUNTS_P	3/25/2026	UCP OF GREATER CLEVELAND	13006	OUTSTANDIN G			9,800.00
50657	102335	AYABLE ACCOUNTS_P	3/25/2026	BUCKEYE BAKERY	13103	OUTSTANDIN G			127.40
50671	102336	AYABLE ACCOUNTS_P	3/25/2026	RIVER EDUCATION SERVICES INC	13290	OUTSTANDIN G			3,135.00
50655	102337	AYABLE ACCOUNTS_P	3/25/2026	AMAZON CAPITAL SERVICES	13575	OUTSTANDIN G			913.11
50664	102338	AYABLE ACCOUNTS_P	3/25/2026	HOME TOWN PRINTS	14080	RECONCILED	3/31/2026		288.00
50659	102339	AYABLE ACCOUNTS_P	3/25/2026	COLD CONTROL REFRIGERAT ION	14249	RECONCILED	3/31/2026		620.92
50675	102340	AYABLE ACCOUNTS_P	3/25/2026	XEROX IT SOLUTIONS, INC	14297	OUTSTANDIN G			121.03
50663	102341	AYABLE ACCOUNTS_P	3/25/2026	GPD GROUP	14328	OUTSTANDIN G			179,428.81
50672	102342	AYABLE ACCOUNTS_P	3/25/2026	STAN & ASSOCIATES	14338	OUTSTANDIN G			15,007.20
50674	102343	AYABLE ACCOUNTS_P	3/25/2026	TREVIPAY	14358	OUTSTANDIN G			11.74
50656	102344	AYABLE ACCOUNTS_P	3/25/2026	AWESOME FAMILY ENTERTAIN MENT,LLC	14390	RECONCILED	3/31/2026		960.29
50679	102345	AYABLE ACCOUNTS_P	3/31/2026	ALLIED SUPPLY CO, INC	11862	OUTSTANDIN G			1,512.48
50685	102346	AYABLE ACCOUNTS_P	3/31/2026	AMAZON CAPITAL SERVICES	13575	OUTSTANDIN G			339.74
50684	102347	AYABLE ACCOUNTS_P	3/31/2026	AMERICAN ELECTRIC POWER	701	OUTSTANDIN G			33,745.85
50678	102348	AYABLE ACCOUNTS_P	3/31/2026	BRICKER GRAYDON LLP	10997	OUTSTANDIN G			6,462.50
50690	102349	AYABLE ACCOUNTS_P	3/31/2026	COLE DISTRIBUTIN G	9752	OUTSTANDIN G			2,247.26
50695	102350	AYABLE ACCOUNTS_P	3/31/2026	CONSTRUCTI ON AID LLC	14394	OUTSTANDIN G			275.00
50682	102351	AYABLE ACCOUNTS_P	3/31/2026	ELIZABETH A. RIEGEL	10733	OUTSTANDIN G			540.00
50693	102352	ACCOUNTS_P	3/31/2026	GARDINER	18 13117	OUTSTANDIN			505.00

Start Date: 3/01/2026

End Date: 3/31/2026

LEXINGTON LOCAL SCHOOLS Disbursement Summary Report

Reference Number	Check Number	Type	Date	Name	Vendor #	Status	Reconcile Date	Void Date	Amount
50688	102353	AYABLE ACCOUNTS_P	3/31/2026	LESCH BATTERY & POWER	9943	OUTSTANDIN G			\$ 60.00
50686	102354	AYABLE ACCOUNTS_P	3/31/2026	MARCO PHOTO	11346	OUTSTANDIN G			292.50
50691	102355	AYABLE ACCOUNTS_P	3/31/2026	NAPA	13723	OUTSTANDIN G			22.32
50692	102356	AYABLE ACCOUNTS_P	3/31/2026	OHIO ASSOCIATIO N FOR PUPIL	9130	OUTSTANDIN G			450.00
50694	102357	AYABLE ACCOUNTS_P	3/31/2026	OHIO HEALTH CONSORTIU M	10192	OUTSTANDIN G			592.00
50683	102358	AYABLE ACCOUNTS_P	3/31/2026	PEPPLE & WAGGONER, LTD.	5883	OUTSTANDIN G			594.00
50680	102359	AYABLE ACCOUNTS_P	3/31/2026	PIONEER CAREER & TECHNOLOG Y CENTER	6280	OUTSTANDIN G			120.00
50681	102360	AYABLE ACCOUNTS_P	3/31/2026	RENHILL GROUP, INC.	10075	OUTSTANDIN G			30,727.74
50689	102361	AYABLE ACCOUNTS_P	3/31/2026	THE DEXTER COMPANY	11467	OUTSTANDIN G			49.78
50687	102362	AYABLE ACCOUNTS_P	3/31/2026	THROWS PRO	14395	OUTSTANDIN G			798.00
50677	102363	AYABLE ACCOUNTS_P	3/31/2026	VERIZON WIRELESS	7415	OUTSTANDIN G			484.67
50698	102364	AYABLE ACCOUNTS_P	3/31/2026	POST MASTER	918	OUTSTANDIN G			1,543.65
50699	102365	AYABLE ACCOUNTS_P	3/31/2026	LEXINGTON ATHLETIC DEPT.	3520	OUTSTANDIN G			1,391.21
50498	692550	PAYROLL	3/3/2026	LEXINGTON LOCAL SCHOOLS		RECONCILED	3/3/2026		680,331.86
50499	692551	AYABLE ACCOUNTS_P	3/4/2026	LEXINGTON SCHOOLS - PAYROLL	900934	RECONCILED	3/4/2026		9,120.02
50501	692552	AYABLE ACCOUNTS_P	3/4/2026	MEMO- S.E.R.S.	900997	RECONCILED	3/4/2026		2,268.36
50500	692553	AYABLE ACCOUNTS_P	3/4/2026	MEMO- S.T.R.S.	900998	RECONCILED	3/4/2026		9,021.71
50597	692554	AYABLE ACCOUNTS_P	3/18/2026	ZIONS BANCORPOR ATION, NATIONAL	900319	RECONCILED	3/18/2026		826,128.13
50603	692555	AYABLE ACCOUNTS_P	3/19/2026	COLUMBIA GAS	11662	RECONCILED	3/19/2026		7,116.26
50604	692556	PAYROLL	3/12/2026	LEXINGTON LOCAL SCHOOLS		RECONCILED	3/12/2026		648,709.24
50605	692557	AYABLE ACCOUNTS_P	3/19/2026	LEXINGTON SCHOOLS - PAYROLL	900934	RECONCILED	3/19/2026		8,661.49
50606	692558	AYABLE ACCOUNTS_P	3/19/2026	ANTHEM BENEFIT SERVICES	900902	RECONCILED	3/19/2026		417,211.18
50607	692559	AYABLE ACCOUNTS_P	3/19/2026	MEMO- S.E.R.S.	900997	RECONCILED	3/19/2026		2,630.39
50608	692560	AYABLE ACCOUNTS_P	3/19/2026	MEMO- S.T.R.S.	900998	RECONCILED	3/19/2026		8,662.15
50654	692561	AYABLE ACCOUNTS_P	3/24/2026	GORDON FOOD	900652	RECONCILED	3/24/2026		48,129.34

Start Date: 3/01/2026

End Date: 3/31/2026

LEXINGTON LOCAL SCHOOLS Disbursement Summary Report

Reference Number	Check Number	Type	Date	Name	Vendor #	Status	Reconcile Date	Void Date	Amount
				SERVICE					
50676	692562	ACCOUNTS_P AYABLE	3/25/2026	MEMO-MID OHIO ESC	900069	RECONCILED	3/25/2026		\$ 144,982.59
50696	692563	ACCOUNTS_P AYABLE	3/31/2026	MEMO- S.E.R.S.	900997	RECONCILED	3/31/2026		52,532.00
50697	692564	ACCOUNTS_P AYABLE	3/31/2026	MEMO- S.T.R.S.	900998	RECONCILED	3/31/2026		139,652.00
Grand Total									\$ 3,832,280.58

Reporting Period: April 2026 (FY 2026)

Start Date: 3/01/2026

End Date: 3/31/2026

4/6/26 8:13 AM

LEXINGTON LOCAL SCHOOLS
Receipts Ledger Report

Receipt #	Line #	Date	Type	Description	Full Account Code	Amount
Fund: 001						
Receipt: 1111						
80909	1	3/4/2026	RC	Prop Tax Adv - Richland Genera	001-1111-0000-000000-000	\$ 1,796,800.00
80909	2	3/4/2026	RC	Prop Tax Adv Richland Emerg	001-1111-0000-000000-000	864,000.00
80935	1	3/13/2026	RC	Prop Tax Adv - Richland Genera	001-1111-0000-000000-000	3,700,000.00
80935	2	3/13/2026	RC	Prop Tax Adv Richland Emerg	001-1111-0000-000000-000	1,759,000.00
						\$ 8,119,800.00
Receipt: 1211						
80929	1	3/2/2026	RC	Preschool tuition	001-1211-0000-000000-500	250.00
80930	1	3/3/2026	RC	Preschool tuition	001-1211-0000-000000-500	620.00
80916	1	3/6/2026	RC	Tuition	001-1211-0000-000000-000	790.68
80931	1	3/11/2026	RC	Preschool tuition	001-1211-0000-000000-500	525.00
80932	1	3/11/2026	RC	Preschool tuition	001-1211-0000-000000-500	770.00
80966	1	3/19/2026	RC	Preschool tuition	001-1211-0000-000000-500	650.00
80967	1	3/24/2026	RC	Preschool tuition	001-1211-0000-000000-500	375.00
80978	1	3/27/2026	RC	Tuition	001-1211-0000-000000-000	790.68
						\$ 4,771.36
Receipt: 1221						
80950	31	3/20/2026	RC	JV50 Tuition (SF-14)	001-1221-0000-000000-000	55,055.04
						\$ 55,055.04
Receipt: 1223						
80950	29	3/20/2026	RC	JV98 Excess Cost (SF-6) Positive	001-1223-0000-000000-000	76,357.00
80950	32	3/20/2026	RC	JV52 Tuition (SF-14)	001-1223-0000-000000-000	62,392.80
						\$ 138,749.80
Receipt: 1410						
80987	1	3/31/2026	RC	Richland Bank Interest	001-1410-0000-000000-000	33,610.03
						\$ 33,610.03
Receipt: 1740						
80917	1	3/6/2026	RC	Eastern School fees	001-1740-0000-000000-300	56.00
80922	2	3/9/2026	RC	Western school fees	001-1740-0000-000000-500	24.00
80927	2	3/10/2026	RC	Central school fees	001-1740-0000-000000-400	24.00
80933	2	3/12/2026	RC	Eastern School Fees	001-1740-0000-000000-300	168.00
80934	2	3/12/2026	RC	Eastern School Fees	001-1740-0000-000000-300	28.00
80936	1	3/13/2026	RC	Summer school fees	001-1740-0000-000000-100	420.00
80936	2	3/13/2026	RC	School Fees	001-1740-0000-000000-100	230.00
80946	1	3/16/2026	RC	School fees	001-1740-0000-000000-100	122.00
80948	2	3/19/2026	RC	Eastern School Fees	001-1740-0000-000000-300	89.00
80973	1	3/26/2026	RC	Eastern School fees	001-1740-0000-000000-300	140.00
80981	1	3/30/2026	RC	CCP Tuition pymt	001-1740-0000-000000-100	499.65
80986	1	3/31/2026	RC	HS Fees - Pay For It	001-1740-0000-000000-100	560.90

Reporting Period: April 2026 (FY 2026)

Start Date: 3/01/2026

End Date: 3/31/2026

4/6/26 8:13 AM

LEXINGTON LOCAL SCHOOLS Receipts Ledger Report

Receipt #	Line #	Date	Type	Description	Full Account Code	Amount
80986	2	3/31/2026	RC	Jr High Fees - Pay For It	001-1740-0000-000000-200	\$ 88.00
80986	3	3/31/2026	RC	Eastern Fees - Pay For It	001-1740-0000-000000-300	690.00
80986	4	3/31/2026	RC	Central Fees - Pay For It	001-1740-0000-000000-400	240.00
80986	5	3/31/2026	RC	Western Fees - Pay For It	001-1740-0000-000000-500	90.00
						\$ 3,469.55
Receipt:	1810					
80915	1	3/6/2026	RC	Building Rental	001-1810-0000-000000-000	30.00
80953	1	3/20/2026	RC	Building Rental	001-1810-0000-000000-000	212.65
80969	1	3/26/2026	RC	Building Rental	001-1810-0000-000000-000	382.50
						\$ 625.15
Receipt:	1890					
80914	1	3/6/2026	RC	Jury Duty - Mick McFarland	001-1890-0000-000000-000	30.00
						\$ 30.00
Receipt:	3110					
80925	1	3/6/2026	RC	Base Cost	001-3110-0000-000000-000	208,839.81
80925	3	3/6/2026	RC	Targeted Assistance	001-3110-0000-000000-000	57,358.27
80925	4	3/6/2026	RC	Special Education Funding	001-3110-0000-000000-000	46,135.43
80925	8	3/6/2026	RC	Supplement Targeted Assistance	001-3110-0000-000000-000	0.00
80925	9	3/6/2026	RC	Temporary Transitional Aid Guarantee	001-3110-0000-000000-000	236.56
80925	11	3/6/2026	RC	Transportation	001-3110-0000-000000-000	32,793.58
80925	12	3/6/2026	RC	Formula Transition Supplement	001-3110-0000-000000-000	0.00
80925	13	3/6/2026	RC	Base Funding Supplement	001-3110-0000-000000-000	2,342.73
80925	14	3/6/2026	RC	Performance Supplement	001-3110-0000-000000-000	4,511.93
80925	15	3/6/2026	RC	Preschool Special Educ Funding	001-3110-0000-000000-000	7,028.68
80925	16	3/6/2026	RC	Special Educ Transportation	001-3110-0000-000000-000	4,228.29
80925	21	3/6/2026	RC	JV01 FY2025 Final #1 Traditional School Districts	001-3110-0000-000000-000	(662.66)
80950	1	3/20/2026	RC	Base Cost	001-3110-0000-000000-000	209,302.14
80950	3	3/20/2026	RC	Targeted Assistance	001-3110-0000-000000-000	59,124.70
80950	4	3/20/2026	RC	Special Education Funding	001-3110-0000-000000-000	43,157.92
80950	8	3/20/2026	RC	Supplement Targeted Assistance	001-3110-0000-000000-000	0.00
80950	9	3/20/2026	RC	Temporary Transitional Aid Guarantee	001-3110-0000-000000-000	(2,079.27)
80950	11	3/20/2026	RC	Transportation	001-3110-0000-000000-000	32,793.58
80950	12	3/20/2026	RC	Formula Transition Supplement	001-3110-0000-000000-000	0.00
80950	13	3/20/2026	RC	Base Funding Supplement	001-3110-0000-000000-000	2,349.20
80950	14	3/20/2026	RC	Performance Supplement	001-3110-0000-000000-000	4,524.39
80950	15	3/20/2026	RC	Preschool Special Educ Funding	001-3110-0000-000000-000	5,662.29
80950	16	3/20/2026	RC	Special Educ Transportation	001-3110-0000-000000-000	4,228.29
80950	21	3/20/2026	RC	JV01 FY2025 Final #1 Traditional School Districts	001-3110-0000-000000-000	(662.67)

Reporting Period: April 2026 (FY 2026)

Start Date: 3/01/2026

End Date: 3/31/2026

4/6/26 8:13 AM

LEXINGTON LOCAL SCHOOLS
Receipts Ledger Report

Receipt #	Line #	Date	Type	Description	Full Account Code	Amount	
						\$ 721,213.19	
Receipt:	3211						
80925	5	3/6/2026	RC	Economic Disadvantaged Funding	001-3211-0000-000000-000	\$ 3,509.07	
80950	5	3/20/2026	RC	Economic Disadvantaged Funding	001-3211-0000-000000-000	3,482.96	
						\$ 6,992.03	
Receipt:	3215						
80925	10	3/6/2026	RC	Career Tech Education Funding	001-3215-0000-000000-000	104.45	
80950	10	3/20/2026	RC	Career Tech Education Funding	001-3215-0000-000000-000	104.45	
						\$ 208.90	
Receipt:	3216						
80925	7	3/6/2026	RC	Gifted Education Funding	001-3216-0000-000000-000	4,339.62	
80950	7	3/20/2026	RC	Gifted Education Funding	001-3216-0000-000000-000	4,344.02	
						\$ 8,683.64	
Receipt:	3217						
80925	6	3/6/2026	RC	English Learners Funding	001-3217-0000-000000-000	(1.54)	
80950	6	3/20/2026	RC	English Learners Funding	001-3217-0000-000000-000	(1.55)	
						\$ (3.09)	
Receipt:	3218						
80925	2	3/6/2026	RC	Base Cost - Student Wellness and Success	001-3218-0000-000000-000	10,528.54	
80950	2	3/20/2026	RC	Base Cost - Student Wellness and Success	001-3218-0000-000000-000	10,551.85	
						\$ 21,080.39	
Receipt:	3300						
80984	1	3/31/2026	RC	MEDICAID Recd - 3/26	001-3300-0000-000000-000	2,044.20	
						\$ 2,044.20	
						\$ 9,116,330.19	
Fund:	002						
Receipt:	1111						
80909	3	3/4/2026	RC	Prop Tax Adv Richland Bond Ret	002-1111-0000-000000-000	564,000.00	
80935	3	3/13/2026	RC	Prop Tax Adv Richland Bond Ret	002-1111-0000-000000-000	1,061,540.00	
80960	2	3/23/2026	RC	Real Estate Tax - Richland - Acct Reclass	002-1111-9025-000000-000	397,123.25	
						\$ 2,022,663.25	
						\$ 2,022,663.25	
Fund:	003						
Receipt:	1111						
80909	4	3/4/2026	RC	Prop Tax Adv Richland Perm Imp	003-1111-0000-000000-000	122,000.00	
80935	4	3/13/2026	RC	Prop Tax Adv Richland Perm Imp	003-1111-0000-000000-000	252,000.00	
80960	1	3/23/2026	RC	Real Estate Tax - Richland - Acct Reclass	003-1111-0000-000000-000	(397,123.25)	
						\$ (23,123.25)	
						\$ (23,123.25)	
Fund:	004						

Reporting Period: April 2026 (FY 2026)

Start Date: 3/01/2026

End Date: 3/31/2026

4/6/26 8:13 AM

LEXINGTON LOCAL SCHOOLS Receipts Ledger Report

Receipt #	Line #	Date	Type	Description	Full Account Code	Amount
Receipt: 1410						
80987	6	3/31/2026	RC	LFI Fund	004-1410-0000-000000-000	\$ 1,696.36
						<u>\$ 1,696.36</u>
						<u>\$ 1,696.36</u>
Fund: 006						
Receipt: 1410						
80987	4	3/31/2026	RC	Richland Bank Interest	006-1410-0000-000000-000	629.90
						<u>\$ 629.90</u>
Receipt: 1511						
80924	21	3/6/2026	RC	HS/JH Breakfast	006-1511-0000-000000-100	518.25
80924	22	3/6/2026	RC	Eastern Breakfast	006-1511-0000-000000-300	54.00
80924	23	3/6/2026	RC	Central Breakfast	006-1511-0000-000000-400	60.00
80924	24	3/6/2026	RC	Western Breakfast	006-1511-0000-000000-500	140.00
80954	21	3/13/2026	RC	HS/JH Breakfast	006-1511-0000-000000-100	407.50
80954	22	3/13/2026	RC	Eastern Breakfast	006-1511-0000-000000-300	43.75
80954	23	3/13/2026	RC	Central Breakfast	006-1511-0000-000000-400	53.50
80954	24	3/13/2026	RC	Western Breakfast	006-1511-0000-000000-500	149.25
80955	21	3/20/2026	RC	HS/JH Breakfast	006-1511-0000-000000-100	335.25
80955	22	3/20/2026	RC	Eastern Breakfast	006-1511-0000-000000-300	73.00
80955	23	3/20/2026	RC	Central Breakfast	006-1511-0000-000000-400	102.00
80955	24	3/20/2026	RC	Western Breakfast	006-1511-0000-000000-500	146.00
80980	21	3/27/2026	RC	HS/JH Breakfast	006-1511-0000-000000-100	323.00
80980	22	3/27/2026	RC	Eastern Breakfast	006-1511-0000-000000-300	66.00
80980	23	3/27/2026	RC	Central Breakfast	006-1511-0000-000000-400	83.75
80980	24	3/27/2026	RC	Western Breakfast	006-1511-0000-000000-500	153.00
						<u>\$ 2,708.25</u>
Receipt: 1512						
80924	1	3/6/2026	RC	HS/JH Stu. Type A	006-1512-0000-000000-100	4,147.50
80924	5	3/6/2026	RC	HS/JH ROA Stu. Type A	006-1512-0000-000000-100	(6,465.28)
80924	6	3/6/2026	RC	Eastern Stu. Type A	006-1512-0000-000000-300	1,855.25
80924	10	3/6/2026	RC	Eastern ROA Stu. Type A	006-1512-0000-000000-300	(2,161.47)
80924	11	3/6/2026	RC	Central Stu. Type A	006-1512-0000-000000-400	1,338.00
80924	15	3/6/2026	RC	Central ROA Stu. Type A	006-1512-0000-000000-400	(1,249.75)
80924	16	3/6/2026	RC	Western Stu. Type A	006-1512-0000-000000-500	1,335.00
80924	20	3/6/2026	RC	Western ROA Stu. Type A	006-1512-0000-000000-500	(1,303.50)
80954	1	3/13/2026	RC	HS/JH Stu. Type A	006-1512-0000-000000-100	4,157.50
80954	5	3/13/2026	RC	HS/JH ROA Stu. Type A	006-1512-0000-000000-100	(6,651.89)
80954	6	3/13/2026	RC	Eastern Stu. Type A	006-1512-0000-000000-300	1,957.00
80954	10	3/13/2026	RC	Eastern ROA Stu. Type A	006-1512-0000-000000-300	(2,131.98)
80954	11	3/13/2026	RC	Central Stu. Type A	006-1512-0000-000000-400	1,353.00

Reporting Period: April 2026 (FY 2026)

4/6/26 8:13 AM

Start Date: 3/01/2026

End Date: 3/31/2026

LEXINGTON LOCAL SCHOOLS Receipts Ledger Report

Receipt #	Line #	Date	Type	Description	Full Account Code	Amount
80954	15	3/13/2026	RC	Central ROA Stu. Type A	006-1512-0000-000000-400	\$ (1,129.50)
80954	16	3/13/2026	RC	Western Stu. Type A	006-1512-0000-000000-500	1,380.00
80954	20	3/13/2026	RC	Western ROA Stu. Type A	006-1512-0000-000000-500	(1,228.75)
80955	1	3/20/2026	RC	HS/JH Stu. Type A	006-1512-0000-000000-100	3,986.50
80955	5	3/20/2026	RC	HS/JH ROA Stu. Type A	006-1512-0000-000000-100	(6,193.35)
80955	6	3/20/2026	RC	Eastern Stu. Type A	006-1512-0000-000000-300	1,855.25
80955	10	3/20/2026	RC	Eastern ROA Stu. Type A	006-1512-0000-000000-300	(1,862.90)
80955	11	3/20/2026	RC	Central Stu. Type A	006-1512-0000-000000-400	1,353.00
80955	15	3/20/2026	RC	Central ROA Stu. Type A	006-1512-0000-000000-400	(1,199.50)
80955	16	3/20/2026	RC	Western Stu. Type A	006-1512-0000-000000-500	1,284.00
80955	20	3/20/2026	RC	Western ROA Stu. Type A	006-1512-0000-000000-500	(1,431.50)
80980	1	3/27/2026	RC	HS/JH Stu. Type A	006-1512-0000-000000-100	4,210.50
80980	5	3/27/2026	RC	HS/JH ROA Stu. Type A	006-1512-0000-000000-100	(6,857.55)
80980	6	3/27/2026	RC	Eastern Stu. Type A	006-1512-0000-000000-300	1,821.50
80980	10	3/27/2026	RC	Eastern ROA Stu. Type A	006-1512-0000-000000-300	(1,588.95)
80980	11	3/27/2026	RC	Central Stu. Type A	006-1512-0000-000000-400	1,311.00
80980	15	3/27/2026	RC	Central ROA Stu. Type A	006-1512-0000-000000-400	(1,120.50)
80980	16	3/27/2026	RC	Western Stu. Type A	006-1512-0000-000000-500	1,386.00
80980	20	3/27/2026	RC	Western ROA Stu. Type A	006-1512-0000-000000-500	(1,425.00)
80986	6	3/31/2026	RC	HS Lunch - Pay For It	006-1512-0000-000000-100	24,539.70
80986	7	3/31/2026	RC	Jr High Lunch - Pay For It	006-1512-0000-000000-200	0.00
80986	8	3/31/2026	RC	Eastern Lunch - Pay For It	006-1512-0000-000000-300	8,426.25
80986	9	3/31/2026	RC	Central Lunch - Pay For It	006-1512-0000-000000-400	4,685.50
80986	10	3/31/2026	RC	Western Lunch - Pay For It	006-1512-0000-000000-500	5,062.59
						\$ 33,443.67
Receipt:	1513					
80924	3	3/6/2026	RC	HS/JH Stu. ALa Carte	006-1513-0000-000000-100	3,050.40
80924	8	3/6/2026	RC	Eastern Stu. Ala Carte	006-1513-0000-000000-300	477.70
80924	13	3/6/2026	RC	Central Stu. Ala Carte	006-1513-0000-000000-400	7.00
80924	18	3/6/2026	RC	Western Stu. Ala Carte	006-1513-0000-000000-500	0.00
80954	3	3/13/2026	RC	HS/JH Stu. ALa Carte	006-1513-0000-000000-100	3,181.15
80954	8	3/13/2026	RC	Eastern Stu. Ala Carte	006-1513-0000-000000-300	433.15
80954	13	3/13/2026	RC	Central Stu. Ala Carte	006-1513-0000-000000-400	0.00
80954	18	3/13/2026	RC	Western Stu. Ala Carte	006-1513-0000-000000-500	0.00
80955	3	3/20/2026	RC	HS/JH Stu. ALa Carte	006-1513-0000-000000-100	2,987.75
80955	8	3/20/2026	RC	Eastern Stu. Ala Carte	006-1513-0000-000000-300	444.90
80955	13	3/20/2026	RC	Central Stu. Ala Carte	006-1513-0000-000000-400	0.00
80955	18	3/20/2026	RC	Western Stu. Ala Carte	006-1513-0000-000000-500	3.50
80980	3	3/27/2026	RC	HS/JH Stu. ALa Carte	006-1513-0000-000000-100	3,500.20
80980	8	3/27/2026	RC	Eastern Stu. Ala Carte	006-1513-0000-000000-300	450.70

Reporting Period: April 2026 (FY 2026)

Start Date: 3/01/2026

End Date: 3/31/2026

4/6/26 8:13 AM

LEXINGTON LOCAL SCHOOLS
Receipts Ledger Report

Receipt #	Line #	Date	Type	Description	Full Account Code	Amount
80980	13	3/27/2026	RC	Central Stu. Ala Carte	006-1513-0000-000000-400	\$ 1.75
80980	18	3/27/2026	RC	Western Stu. Ala Carte	006-1513-0000-000000-500	0.00
						\$ 14,538.20
Receipt:	1514					
80924	2	3/6/2026	RC	HS/JH Stu. Milk	006-1514-0000-000000-100	33.00
80924	7	3/6/2026	RC	Eastern Stu. Milk	006-1514-0000-000000-300	1.50
80924	12	3/6/2026	RC	Central Stu. Milk	006-1514-0000-000000-400	4.00
80924	17	3/6/2026	RC	Western Stu. Milk	006-1514-0000-000000-500	8.00
80954	2	3/13/2026	RC	HS/JH Stu. Milk	006-1514-0000-000000-100	36.00
80954	7	3/13/2026	RC	Eastern Stu. Milk	006-1514-0000-000000-300	2.00
80954	12	3/13/2026	RC	Central Stu. Milk	006-1514-0000-000000-400	3.00
80954	17	3/13/2026	RC	Western Stu. Milk	006-1514-0000-000000-500	7.50
80955	2	3/20/2026	RC	HS/JH Stu. Milk	006-1514-0000-000000-100	28.00
80955	7	3/20/2026	RC	Eastern Stu. Milk	006-1514-0000-000000-300	2.50
80955	12	3/20/2026	RC	Central Stu. Milk	006-1514-0000-000000-400	12.50
80955	17	3/20/2026	RC	Western Stu. Milk	006-1514-0000-000000-500	5.00
80980	2	3/27/2026	RC	HS/JH Stu. Milk	006-1514-0000-000000-100	29.00
80980	7	3/27/2026	RC	Eastern Stu. Milk	006-1514-0000-000000-300	2.00
80980	12	3/27/2026	RC	Central Stu. Milk	006-1514-0000-000000-400	9.00
80980	17	3/27/2026	RC	Western Stu. Milk	006-1514-0000-000000-500	4.50
						\$ 187.50
Receipt:	1523					
80924	4	3/6/2026	RC	HS/JH Adult Ala Carte	006-1523-0000-000000-100	137.80
80924	9	3/6/2026	RC	Eastern Adult Ala Carte	006-1523-0000-000000-300	12.90
80924	14	3/6/2026	RC	Central Adult Ala Carte	006-1523-0000-000000-400	0.00
80924	19	3/6/2026	RC	Western Adult Ala Carte	006-1523-0000-000000-500	0.00
80954	4	3/13/2026	RC	HS/JH Adult Ala Carte	006-1523-0000-000000-100	186.60
80954	9	3/13/2026	RC	Eastern Adult Ala Carte	006-1523-0000-000000-300	36.75
80954	14	3/13/2026	RC	Central Adult Ala Carte	006-1523-0000-000000-400	0.00
80954	19	3/13/2026	RC	Western Adult Ala Carte	006-1523-0000-000000-500	9.00
80955	4	3/20/2026	RC	HS/JH Adult Ala Carte	006-1523-0000-000000-100	176.15
80955	9	3/20/2026	RC	Eastern Adult Ala Carte	006-1523-0000-000000-300	38.00
80955	14	3/20/2026	RC	Central Adult Ala Carte	006-1523-0000-000000-400	0.00
80955	19	3/20/2026	RC	Western Adult Ala Carte	006-1523-0000-000000-500	4.50
80980	4	3/27/2026	RC	HS/JH Adult Ala Carte	006-1523-0000-000000-100	181.25
80980	9	3/27/2026	RC	Eastern Adult Ala Carte	006-1523-0000-000000-300	43.25
80980	14	3/27/2026	RC	Central Adult Ala Carte	006-1523-0000-000000-400	0.00
80980	19	3/27/2026	RC	Western Adult Ala Carte	006-1523-0000-000000-500	0.00
						\$ 826.20
						\$ 52,333.72

Reporting Period: April 2026 (FY 2026)

Start Date: 3/01/2026

End Date: 3/31/2026

4/6/26 8:13 AM

LEXINGTON LOCAL SCHOOLS Receipts Ledger Report

Receipt #	Line #	Date	Type	Description	Full Account Code	Amount
Fund: 007						
Receipt: 1410						
80987	5	3/31/2026	RC	Richland Bank Int - Minutemen	007-1410-9100-000000-000	\$ 371.88
						\$ 371.88
Fund: 010						
Receipt: 1410						
80987	7	3/31/2026	RC	Classroom Facilities Fund - Local	010-1410-9001-000000-000	9,255.36
80987	8	3/31/2026	RC	Classroom Facilities Fund - State	010-1410-9901-000000-000	7,518.44
						\$ 16,773.80
						\$ 16,773.80
Fund: 018						
Receipt: 1630						
80917	2	3/6/2026	RC	Eastern School fees - Princ Acct	018-1630-9300-000000-000	4.00
80933	3	3/12/2026	RC	Eastern School Fees - Princ Acct	018-1630-9300-000000-000	12.00
80934	3	3/12/2026	RC	Eastern School Fees - Princ Acct	018-1630-9300-000000-000	2.00
80948	3	3/19/2026	RC	Eastern School Fees - Princ Acct	018-1630-9300-000000-000	6.00
80973	2	3/26/2026	RC	Eastern School fees - Princ Acct	018-1630-9300-000000-000	10.00
80913	1	3/3/2026	RC	Kroger Check	018-1630-9400-000000-000	98.79
80927	1	3/10/2026	RC	Central fees princ acct	018-1630-9400-000000-000	6.00
80922	1	3/9/2026	RC	Western fees princ acct	018-1630-9500-000000-000	6.00
80922	3	3/9/2026	RC	Kroger Check	018-1630-9500-000000-000	149.16
						\$ 293.95
Receipt: 1690						
80920	1	3/6/2026	RC	AP Exams	018-1690-9100-000000-000	99.00
80921	1	3/6/2026	RC	MD Coffee service	018-1690-9100-000000-000	228.45
80936	3	3/13/2026	RC	AP Exams	018-1690-9100-000000-000	199.00
80937	1	3/13/2026	RC	Recycling - High School	018-1690-9100-000000-000	26.72
80938	1	3/13/2026	RC	MD Coffee service	018-1690-9100-000000-000	224.60
80957	1	3/20/2026	RC	MD Coffee service	018-1690-9100-000000-000	200.08
80971	1	3/26/2026	RC	AP Exams	018-1690-9100-000000-000	99.00
80976	1	3/27/2026	RC	MD Coffee service	018-1690-9100-000000-000	175.00
80917	3	3/6/2026	RC	Kona Ice PBIS	018-1690-9300-000000-000	150.10
80973	3	3/26/2026	RC	Kona Ice PBIS	018-1690-9300-000000-000	150.48
						\$ 1,552.43
Receipt: 1820						
80926	1	3/6/2026	RC	Donation - JH	018-1820-9200-000000-000	100.00
80970	3	3/25/2026	RC	JH Donation	018-1820-9200-000000-000	100.00
80948	4	3/19/2026	RC	Eastern Donations - Family Fun Night	018-1820-9300-000000-000	600.00
80928	1	3/10/2026	RC	Kona Ice	018-1820-9400-000000-000	141.40

Reporting Period: April 2026 (FY 2026)

4/6/26 8:13 AM

Start Date: 3/01/2026

End Date: 3/31/2026

LEXINGTON LOCAL SCHOOLS Receipts Ledger Report

Receipt #	Line #	Date	Type	Description	Full Account Code	Amount
80974	1	3/27/2026	RC	Kona Ice	018-1820-9400-000000-000	\$ 23.00
						\$ 964.40
Receipt:	1890					
80975	1	3/27/2026	RC	Central Lost Library book	018-1890-9401-000000-000	10.00
80923	1	3/9/2026	RC	Book Fair	018-1890-9501-000000-000	1,269.46
						\$ 1,279.46
						\$ 4,090.24
Fund:	024					
Receipt:	1410					
80987	2	3/31/2026	RC	Richland Bank Int. 024	024-1410-0000-000000-000	3,039.76
						\$ 3,039.76
Receipt:	1872					
80942	1	3/16/2026	RC	Employees' Premiums March	024-1872-0000-000000-000	82,011.39
80943	1	3/16/2026	RC	Board's Premiums March	024-1872-0000-000000-000	417,211.18
						\$ 499,222.57
						\$ 502,262.33
Fund:	034					
Receipt:	1111					
80909	5	3/4/2026	RC	Prop Tax Adv Richland Perm Imp (.5 Mill)	034-1111-0000-000000-000	0.00
80935	5	3/13/2026	RC	Prop Tax Adv Richland Perm Imp (.5 Mill)	034-1111-0000-000000-000	88,460.00
						\$ 88,460.00
						\$ 88,460.00
Fund:	200					
Receipt:	1620					
80949	1	3/20/2026	RC	Musical - High School Musical Online Sales	200-1620-9102-000000-000	110.00
80965	1	3/25/2026	RC	Musical - High School Musical Online Sales	200-1620-9102-000000-000	165.00
80968	1	3/26/2026	RC	Musical - High School Musical Online Sales	200-1620-9102-000000-000	60.00
80979	1	3/27/2026	RC	Musical - High School Musical Online Sales	200-1620-9102-000000-000	99.00
80945	1	3/16/2026	RC	Student Council - VB T-Shirt Sales	200-1620-9114-000000-000	375.00
80977	1	3/27/2026	RC	Yearbook sales	200-1620-9119-000000-000	60.00
						\$ 869.00
Receipt:	1690					
80918	1	3/5/2026	RC	Leadership Council Movie Night	200-1690-9104-000000-000	10.00
80919	1	3/6/2026	RC	Leadership Council Movie Night	200-1690-9104-000000-000	800.00
80933	1	3/12/2026	RC	Leadership Council Movie Night	200-1690-9104-000000-000	10.00
80934	1	3/12/2026	RC	Leadership Council Movie Night	200-1690-9104-000000-000	10.00
80939	1	3/13/2026	RC	Leadership Council Movie Night	200-1690-9104-000000-000	390.00
80940	1	3/13/2026	RC	Leadership Council Movie Night	200-1690-9104-000000-000	200.00
80941	1	3/13/2026	RC	Leadership Council Movie Night	200-1690-9104-000000-000	200.00
80944	1	3/16/2026	RC	Leadership Council Movie Night	200-1690-9104-000000-000	120.00

Reporting Period: April 2026 (FY 2026)

Start Date: 3/01/2026

End Date: 3/31/2026

4/6/26 8:13 AM

LEXINGTON LOCAL SCHOOLS
Receipts Ledger Report

Receipt #	Line #	Date	Type	Description	Full Account Code	Amount
80961	1	3/23/2026	RC	Leadership Council Movie Night	200-1690-9104-000000-000	\$ 410.00
80972	1	3/26/2026	RC	Yearbook ad sales	200-1690-9119-000000-000	415.00
80970	2	3/25/2026	RC	JH Art Damage Reimb	200-1690-9201-000000-000	18.00
Receipt:	1820					\$ 2,583.00
80956	1	3/20/2026	RC	Student Council - VB Donations	200-1820-9114-000000-000	289.00
80948	1	3/19/2026	RC	Eastern Student Council Donations - People Helping People	200-1820-9301-000000-000	180.00
						\$ 469.00
Fund:	300					\$ 3,921.00
Receipt:	1690					
80985	1	3/6/2026	RC	Swimming Trip Hotel Reimb	300-1690-9600-000000-000	346.31
Receipt:	1890					\$ 346.31
80908	1	3/2/2026	RC	Track Invite Entry Fees	300-1890-9600-000000-712	250.00
80908	2	3/2/2026	RC	Wrestling Entry Fees	300-1890-9600-000000-710	105.00
80908	3	3/2/2026	RC	All Ohio Patches	300-1890-9600-000000-710	684.00
						\$ 1,039.00
Fund:	451					\$ 1,385.31
Receipt:	3219					
80925	29	3/6/2026	RC	JV38 K-12 Network Subsidy	451-3219-9026-000000-000	5,291.40
						\$ 5,291.40
Fund:	516					
Receipt:	4229					
80910	1	3/5/2026	RC	IDEA-B Revenue	516-4229-9026-000000-000	58,928.01
						\$ 58,928.01
Fund:	572					
Receipt:	4229					
80911	1	3/5/2026	RC	Title I Revenue	572-4229-9026-000000-000	41,828.01
80983	1	3/31/2026	RC	Title I Revenue	572-4229-9026-000000-000	26,829.57
						\$ 68,657.58
Fund:	587					\$ 68,657.58
Receipt:	4229					
80982	1	3/31/2026	RC	ECSE Revenue	587-4229-9026-000000-000	557.55
						\$ 557.55

Reporting Period: April 2026 (FY 2026)

4/6/26 8:13 AM

Start Date: 3/01/2026

End Date: 3/31/2026

**LEXINGTON LOCAL SCHOOLS
Receipts Ledger Report**

Receipt #	Line #	Date	Type	Description	Full Account Code	Amount
						\$ 557.55
Fund:	590					
Receipt:	4229					
80912	1	3/5/2026	RC	Title II-A Revenue	590-4229-9026-000000-000	\$ 13,112.55
						<u>\$ 13,112.55</u>
						<u>\$ 13,112.55</u>
Grand Total						<u>\$ 11,933,711.92</u>

Reporting Period: March 2026 (FY 2026)

4/6/26 8:14 AM

As Of Period: 03/31/2026

LEXINGTON LOCAL SCHOOLS
Revenue Account Summary

Fund-SCC	Description	FYTDReceivable	FYTD Received	MTD Received	YTD Received
SCC:	0000				
001-0000	GENERAL FUND	\$ 28,490,266.98	\$ 24,059,110.33	\$ 9,116,330.19	\$ 11,309,594.93
		\$ 28,490,266.98	\$ 24,059,110.33	\$ 9,116,330.19	\$ 11,309,594.93
SCC:	9412				
001-9412	GENERAL BUDGET RESERVE SET- ASIDE-1%/BWC	0.00	0.00	0.00	0.00
		\$ 0.00	\$ 0.00	\$ 0.00	\$ 0.00
SCC:	0000				
002-0000	BOND RETIREMENT FUND	3,028,229.41	3,195,306.69	1,625,540.00	1,734,940.00
		\$ 3,028,229.41	\$ 3,195,306.69	\$ 1,625,540.00	\$ 1,734,940.00
SCC:	9025				
002-9025	BOND RETIREMENT FUND - PI TANs	397,123.25	397,123.25	397,123.25	397,123.25
		\$ 397,123.25	\$ 397,123.25	\$ 397,123.25	\$ 397,123.25
SCC:	0000				
003-0000	PERMANENT IMPROVEMENT FUND	749,906.43	345,071.71	(23,123.25)	3,176.75
004-0000	LFI BUILDING FUND	16,010.28	15,238.78	1,696.36	5,337.36
006-0000	FOOD SERVICE FUND	879,059.31	767,719.67	52,333.72	207,156.63
		\$ 1,644,976.02	\$ 1,128,030.16	\$ 30,906.83	\$ 215,670.74
SCC:	9100				
007-9100	LEXINGTON MINUTEMEN ACADEMIC SCHOLARSHIP FUND	18,131.36	14,171.65	371.88	4,739.41
		\$ 18,131.36	\$ 14,171.65	\$ 371.88	\$ 4,739.41
SCC:	9800				
007-9800	TERRY McCAMMON SCHOLARSHIP FUND	500.00	0.00	0.00	0.00
		\$ 500.00	\$ 0.00	\$ 0.00	\$ 0.00
SCC:	0000				
010-0000	CLASSROOM FACILITIES CONSTRUCTION FUND - LOCAL	46,500,000.00	0.00	0.00	0.00
		\$ 46,500,000.00	\$ 0.00	\$ 0.00	\$ 0.00
SCC:	9001				
010-9001	CLASSROOM FACILITIES CONSTRUCTION FUND - LOCAL INTEREST	86,000.00	84,345.19	9,255.36	29,315.46
		\$ 86,000.00	\$ 84,345.19	\$ 9,255.36	\$ 29,315.46
SCC:	9900				
010-9900	CLASSROOM FACILITIES CONSTRUCTION FUND - STATE	0.00	3,643,195.00	0.00	0.00
		\$ 0.00	\$ 3,643,195.00	\$ 0.00	\$ 0.00
SCC:	9901				
010-9901	CLASSROOM FACILITIES CONSTRUCTION FUND - STATE INTEREST	0.00	48,497.48	7,518.44	26,573.94

Reporting Period: March 2026 (FY 2026)

4/6/26 8:14 AM

As Of Period: 03/31/2026

LEXINGTON LOCAL SCHOOLS
Revenue Account Summary

Fund-SCC	Description	FYTDReceivable	FYTD Received	MTD Received	YTD Received
		\$ 0.00	\$ 48,497.48	\$ 7,518.44	\$ 26,573.94
SCC:	9100				
018-9100	HIGH SCHOOL PRINCIPAL'S FUND	\$ 11,249.97	\$ 6,306.36	\$ 1,251.85	\$ 2,741.02
		\$ 11,249.97	\$ 6,306.36	\$ 1,251.85	\$ 2,741.02
SCC:	9101				
018-9101	HIGH SCHOOL FLOWER FUND	100.00	202.00	0.00	0.00
		\$ 100.00	\$ 202.00	\$ 0.00	\$ 0.00
SCC:	9102				
018-9102	HIGH SCHOOL ART	0.00	0.00	0.00	0.00
		\$ 0.00	\$ 0.00	\$ 0.00	\$ 0.00
SCC:	9103				
018-9103	MERRY MINUTEMEN PBIS	24,688.19	4,926.74	0.00	0.00
		\$ 24,688.19	\$ 4,926.74	\$ 0.00	\$ 0.00
SCC:	9200				
018-9200	JUNIOR HIGH PRINCIPAL'S FUND	1,469.51	600.00	200.00	300.00
		\$ 1,469.51	\$ 600.00	\$ 200.00	\$ 300.00
SCC:	9300				
018-9300	EASTERN PRINCIPAL'S FUND	14,935.49	7,750.20	934.58	1,087.94
		\$ 14,935.49	\$ 7,750.20	\$ 934.58	\$ 1,087.94
SCC:	9301				
018-9301	EASTERN ELEMENTARY BOOKFAIR/BOXTOPS FUND	395.50	197.67	0.00	42.70
		\$ 395.50	\$ 197.67	\$ 0.00	\$ 42.70
SCC:	9302				
018-9302	EASTERN ELEMENTARY MATH	0.00	0.00	0.00	0.00
		\$ 0.00	\$ 0.00	\$ 0.00	\$ 0.00
SCC:	9303				
018-9303	EASTERN RUN CLUB	1,190.00	1,380.00	0.00	0.00
		\$ 1,190.00	\$ 1,380.00	\$ 0.00	\$ 0.00
SCC:	9400				
018-9400	CENTRAL PRINCIPAL'S FUND	4,750.00	5,467.04	269.19	1,469.73
		\$ 4,750.00	\$ 5,467.04	\$ 269.19	\$ 1,469.73
SCC:	9401				
018-9401	CENTRAL ELEMENTARY BOOKFAIR FUND	5,049.99	2,653.61	10.00	30.00
		\$ 5,049.99	\$ 2,653.61	\$ 10.00	\$ 30.00
SCC:	9402				
018-9402	CENTRAL ELEMENTARY ART	0.00	0.00	0.00	0.00
		\$ 0.00	\$ 0.00	\$ 0.00	\$ 0.00
SCC:	9500				
018-9500	WESTERN PRINCIPAL'S FUND	4,700.00	2,305.33	155.16	305.40

Reporting Period: March 2026 (FY 2026)
 As Of Period: 03/31/2026

4/6/26 8:14 AM

**LEXINGTON LOCAL SCHOOLS
 Revenue Account Summary**

Fund-SCC	Description	FYTDReceivable	FYTD Received	MTD Received	YTD Received
SCC:	9501	\$ 4,700.00	\$ 2,305.33	\$ 155.16	\$ 305.40
018-9501	WESTERN ELEMENTARY BOOKFAIR/BOXTOPS FUND	\$ 3,757.69	\$ 1,449.36	\$ 1,269.46	\$ 1,449.36
		\$ 3,757.69	\$ 1,449.36	\$ 1,269.46	\$ 1,449.36
SCC:	9503				
018-9503	WESTERN ELEMENTARY ART	0.00	0.00	0.00	0.00
		\$ 0.00	\$ 0.00	\$ 0.00	\$ 0.00
SCC:	9901				
018-9901	JUNIOR HIGH TEACHER ADVISORY FUND	0.00	0.00	0.00	0.00
		\$ 0.00	\$ 0.00	\$ 0.00	\$ 0.00
SCC:	9001				
019-9001	ACADEMIC BOOSTERS GRANTS	0.00	0.00	0.00	0.00
		\$ 0.00	\$ 0.00	\$ 0.00	\$ 0.00
SCC:	9121				
019-9121	CENTRAL ELEMENTARY PTO GRANTS	62.48	3,646.46	0.00	3,637.32
		\$ 62.48	\$ 3,646.46	\$ 0.00	\$ 3,637.32
SCC:	9122				
019-9122	EASTERN ELEMENTARY PTO GRANTS	62.46	2,560.08	0.00	2,547.34
		\$ 62.46	\$ 2,560.08	\$ 0.00	\$ 2,547.34
SCC:	9123				
019-9123	WESTERN ELEMENTARY PTO GRANTS	62.45	23.27	0.00	12.33
		\$ 62.45	\$ 23.27	\$ 0.00	\$ 12.33
SCC:	9239				
019-9239	COLUMBUS FOUNDATION STEM CLASSROOM GRANT	0.00	0.00	0.00	0.00
		\$ 0.00	\$ 0.00	\$ 0.00	\$ 0.00
SCC:	9240				
019-9240	RICH CO FOUND - VEX ROBOTICS	1,500.00	1,500.00	0.00	0.00
		\$ 1,500.00	\$ 1,500.00	\$ 0.00	\$ 0.00
SCC:	9241				
019-9241	RICH CO FOUND - PATHOLOGIES OF BONES	1,208.00	1,208.00	0.00	0.00
		\$ 1,208.00	\$ 1,208.00	\$ 0.00	\$ 0.00
SCC:	9242				
019-9242	RICH CO FOUND - MOTIVATING WITH MEASUREMENTS	1,091.00	1,091.04	0.00	0.00
		\$ 1,091.00	\$ 1,091.04	\$ 0.00	\$ 0.00
SCC:	9243				

Reporting Period: March 2026 (FY 2026)

4/6/26 8:14 AM

As Of Period: 03/31/2026

LEXINGTON LOCAL SCHOOLS
Revenue Account Summary

Fund-SCC	Description	FYTDReceivable	FYTD Received	MTD Received	YTD Received
019-9243	RICH CO FOUND - DAILY READING	\$ 300.00	\$ 299.84	\$ 0.00	\$ 0.00
		\$ 300.00	\$ 299.84	\$ 0.00	\$ 0.00
SCC:	9301				
019-9301	RICH CO FOUND/SECO ROBOTICS GRANT (HEIMANN)	0.00	0.00	0.00	0.00
		\$ 0.00	\$ 0.00	\$ 0.00	\$ 0.00
SCC:	9302				
019-9302	RICH CO RETIRED TEACHERS ASSOC	0.00	0.00	0.00	0.00
		\$ 0.00	\$ 0.00	\$ 0.00	\$ 0.00
SCC:	9304				
019-9304	RICHLAND CO RETIRED TEACHERS - HS ENGLISH	0.00	0.00	0.00	0.00
		\$ 0.00	\$ 0.00	\$ 0.00	\$ 0.00
SCC:	9306				
019-9306	DIRECTIONS CARES CLASSROOM GRANT	0.00	0.00	0.00	0.00
		\$ 0.00	\$ 0.00	\$ 0.00	\$ 0.00
SCC:	9307				
019-9307	RICH CO RETIRED TEACHERS GRANT - JH MATH	0.00	300.00	0.00	0.00
		\$ 0.00	\$ 300.00	\$ 0.00	\$ 0.00
SCC:	9308				
019-9308	RICH CO RETIRED TEACHERS GRANT - EASTERN VOCAB	0.00	397.37	0.00	0.00
		\$ 0.00	\$ 397.37	\$ 0.00	\$ 0.00
SCC:	9401				
019-9401	MARTHA HOLDEN JENNINGS GRANT	0.00	0.00	0.00	0.00
		\$ 0.00	\$ 0.00	\$ 0.00	\$ 0.00
SCC:	9601				
022-9601	OHSAA TOURNAMENT AGENCY FUND	0.00	6,212.00	0.00	3,015.00
		\$ 0.00	\$ 6,212.00	\$ 0.00	\$ 3,015.00
SCC:	0000				
024-0000	EMPLOYEE BENEFITS FUND FOR MEDICAL/DENTAL	6,180,233.89	4,577,844.89	502,262.33	1,514,494.94
034-0000	OFCC PROJECT MAINTENANCE FUND	192,695.82	171,656.61	88,460.00	88,460.00
		\$ 6,372,929.71	\$ 4,749,501.50	\$ 590,722.33	\$ 1,602,954.94
SCC:	9101				
200-9101	HIGH SCHOOL ART CLUB	0.00	0.00	0.00	0.00
		\$ 0.00	\$ 0.00	\$ 0.00	\$ 0.00
SCC:	9102				

Reporting Period: March 2026 (FY 2026)

4/6/26 8:14 AM

As Of Period: 03/31/2026

LEXINGTON LOCAL SCHOOLS
Revenue Account Summary

Fund-SCC	Description	FYTDReceivable	FYTD Received	MTD Received	YTD Received
200-9102	HIGH SCHOOL DRAMA CLUB	\$ 12,076.36	\$ 434.00	\$ 434.00	\$ 434.00
		\$ 12,076.36	\$ 434.00	\$ 434.00	\$ 434.00
SCC:	9103				
200-9103	HIGH SCHOOL MATH CLUB	0.00	0.00	0.00	0.00
		\$ 0.00	\$ 0.00	\$ 0.00	\$ 0.00
SCC:	9104				
200-9104	HIGH SCHOOL LEADERSHIP COUNCIL	1,700.00	2,150.00	2,150.00	2,150.00
		\$ 1,700.00	\$ 2,150.00	\$ 2,150.00	\$ 2,150.00
SCC:	9107				
200-9107	HIGH SCHOOL SPANISH CLUB	0.00	0.00	0.00	0.00
		\$ 0.00	\$ 0.00	\$ 0.00	\$ 0.00
SCC:	9108				
200-9108	HIGH SCHOOL LEO CLUB	1,002.00	918.19	0.00	320.00
		\$ 1,002.00	\$ 918.19	\$ 0.00	\$ 320.00
SCC:	9114				
200-9114	HIGH SCHOOL STUDENT COUNCIL FUND	4,193.75	3,791.61	664.00	1,203.00
		\$ 4,193.75	\$ 3,791.61	\$ 664.00	\$ 1,203.00
SCC:	9115				
200-9115	HIGH SCHOOL KEY CLUB	680.00	3,286.25	0.00	0.00
		\$ 680.00	\$ 3,286.25	\$ 0.00	\$ 0.00
SCC:	9116				
200-9116	HIGH SCHOOL CHESS CLUB	100.00	0.00	0.00	0.00
		\$ 100.00	\$ 0.00	\$ 0.00	\$ 0.00
SCC:	9119				
200-9119	HIGH SCHOOL YEARBOOK FUND	13,290.00	11,870.00	475.00	1,095.00
		\$ 13,290.00	\$ 11,870.00	\$ 475.00	\$ 1,095.00
SCC:	9120				
200-9120	HIGH SCHOOL JOURNALISM FUND	0.00	0.00	0.00	0.00
		\$ 0.00	\$ 0.00	\$ 0.00	\$ 0.00
SCC:	9121				
200-9121	HIGH SCHOOL NATIONAL HONOR SOCIETY	5,652.50	3,120.75	0.00	2,746.50
		\$ 5,652.50	\$ 3,120.75	\$ 0.00	\$ 2,746.50
SCC:	9201				
200-9201	JUNIOR HIGH ART CLUB	383.00	18.00	18.00	18.00
		\$ 383.00	\$ 18.00	\$ 18.00	\$ 18.00
SCC:	9204				
200-9204	JUNIOR HIGH STUDENT COUNCIL FUND	2,449.10	1,288.50	0.00	613.50
		\$ 2,449.10	\$ 1,288.50	\$ 0.00	\$ 613.50

5 of 7

Reporting Period: March 2026 (FY 2026)

As Of Period: 03/31/2026

4/6/26 8:14 AM

LEXINGTON LOCAL SCHOOLS
Revenue Account Summary

Fund-SCC	Description	FYTDReceivable	FYTD Received	MTD Received	YTD Received
SCC:	9205				
200-9205	JUNIOR HIGH LIBRARY CLUB	\$ 0.00	\$ 0.00	\$ 0.00	\$ 0.00
		\$ 0.00	\$ 0.00	\$ 0.00	\$ 0.00
SCC:	9207				
200-9207	JUNIOR HIGH ROBOTICS FUND	6,527.96	55.00	0.00	0.00
		\$ 6,527.96	\$ 55.00	\$ 0.00	\$ 0.00
SCC:	9301				
200-9301	EASTERN ELEMENTARY STUDENT ACTIVITY FUND	1,008.00	1,457.77	180.00	898.95
		\$ 1,008.00	\$ 1,457.77	\$ 180.00	\$ 898.95
SCC:	9302				
200-9302	EASTERN ELEMENTARY ROBOTICS FUND	0.00	0.00	0.00	0.00
		\$ 0.00	\$ 0.00	\$ 0.00	\$ 0.00
SCC:	9611				
200-9611	HIGH SCHOOL INFORMED TEENS FUND	0.00	0.00	0.00	0.00
		\$ 0.00	\$ 0.00	\$ 0.00	\$ 0.00
SCC:	9612				
200-9612	JUNIOR HIGH INFORMED TEENS FUND	81.70	0.00	0.00	0.00
		\$ 81.70	\$ 0.00	\$ 0.00	\$ 0.00
SCC:	9115				
300-9115	JAZZ BAND	0.00	0.00	0.00	0.00
		\$ 0.00	\$ 0.00	\$ 0.00	\$ 0.00
SCC:	9116				
300-9116	CHOIR	0.00	0.00	0.00	0.00
		\$ 0.00	\$ 0.00	\$ 0.00	\$ 0.00
SCC:	9206				
300-9206	JUNIOR HIGH PHYS ED DEPARTMENT FUND	39.99	0.00	0.00	0.00
		\$ 39.99	\$ 0.00	\$ 0.00	\$ 0.00
SCC:	9210				
300-9210	JR HIGH INSTRUMENTAL	0.00	0.00	0.00	0.00
		\$ 0.00	\$ 0.00	\$ 0.00	\$ 0.00
SCC:	9600				
300-9600	ATHLETIC FUND	318,850.00	255,521.33	1,385.31	40,572.31
		\$ 318,850.00	\$ 255,521.33	\$ 1,385.31	\$ 40,572.31
SCC:	9601				
300-9601	ATHLETIC CAPITAL FUND	40,850.00	12,500.00	0.00	0.00
		\$ 40,850.00	\$ 12,500.00	\$ 0.00	\$ 0.00
SCC:	9602				

Reporting Period: March 2026 (FY 2026)
 As Of Period: 03/31/2026

4/6/26 8:14 AM

LEXINGTON LOCAL SCHOOLS
Revenue Account Summary

Fund-SCC	Description	FYTDReceivable	FYTD Received	MTD Received	YTD Received
300-9602	ORCHESTRA	\$ 150.00	\$ 0.00	\$ 0.00	\$ 0.00
		\$ 150.00	\$ 0.00	\$ 0.00	\$ 0.00
SCC:	9603				
300-9603	ELEMENTARY MUSIC	0.00	0.00	0.00	0.00
		\$ 0.00	\$ 0.00	\$ 0.00	\$ 0.00
SCC:	9605				
300-9605	BAND	0.00	0.00	0.00	0.00
		\$ 0.00	\$ 0.00	\$ 0.00	\$ 0.00
SCC:	9026				
451-9026	DATA COMMUNICATION FUND	0.00	10,291.40	5,291.40	5,291.40
516-9026	IDEA PART B GRANTS	528,217.00	471,485.70	58,928.01	234,326.29
		\$ 528,217.00	\$ 481,777.10	\$ 64,219.41	\$ 239,617.69
SCC:	9025				
572-9025	TITLE I DISADVANTAGED CHILDREN	18,247.69	30,128.30	0.00	0.00
		\$ 18,247.69	\$ 30,128.30	\$ 0.00	\$ 0.00
SCC:	9026				
572-9026	TITLE I DISADVANTAGED CHILDREN	333,741.06	218,500.26	68,657.58	88,017.11
584-9026	TITLE IV, PART A, STUDENT SUPPORT AND ACADEMIC ENRICHMENT PROGRAMS	26,010.25	0.00	0.00	0.00
		\$ 359,751.31	\$ 218,500.26	\$ 68,657.58	\$ 88,017.11
SCC:	9924				
584-9924	STRONGER CONNECTIONS GRANT	0.00	0.00	0.00	0.00
		\$ 0.00	\$ 0.00	\$ 0.00	\$ 0.00
SCC:	9026				
587-9026	IDEA PRESCHOOL-HANDICAPPED	12,841.02	3,995.78	557.55	1,858.50
590-9026	IMPROVING TEACHER QUALITY	65,234.14	60,502.52	13,112.55	39,722.44
		\$ 78,075.16	\$ 64,498.30	\$ 13,670.10	\$ 41,580.94
Grand Total		\$ 88,008,054.98	\$ 38,461,072.98	\$ 11,933,711.92	\$ 15,756,817.81

Reporting Period: March 2026 (FY 2026)

4/6/26 8:15 AM

As Of Period: 03/31/2026

LEXINGTON LOCAL SCHOOLS Appropriation Summary Report

Fund-SCC	Description	FYTD Appropriated	Prior Year Encumbrance	FYTD Expendable	FYTD Expended	MTD Expended	Encumbrance	Future Encumbrance	FYTD Unencumbered	Percent Expended/Encumbered
001-0000	GENERAL FUND	\$ 30,830,631.00	\$ 57,955.21	\$ 30,888,586.21	\$ 21,720,418.83	\$ 2,372,629.86	\$ 1,545,841.59	\$ 11,028.05	\$ 7,622,325.79	75.32 %
001-9412	GENERAL BUDGET RESERVE SET-ASIDE-1%/BWC	0.00	0.00	0.00	87,928.97	0.00	0.00	0.00	(87,928.97)	0.00
002-0000	BOND RETIREMENT FUND	3,118,264.00	0.00	3,118,264.00	3,082,682.07	826,128.13	0.00	0.00	35,581.93	98.86
002-9025	BOND RETIREMENT FUND - PI TANS	397,123.00	0.00	397,123.00	343,790.50	0.00	0.00	0.00	53,332.50	86.57
003-0000	PERMANENT IMPROVEMENT FUND	556,500.00	6,950.88	563,450.88	263,565.68	0.00	142,040.19	0.00	157,845.01	71.99
004-0000	LFI BUILDING FUND	0.00	0.00	0.00	0.00	0.00	0.00	0.00	0.00	0.00
006-0000	FOOD SERVICE FUND	1,037,423.00	4,275.64	1,041,698.64	795,079.86	111,720.08	56,524.35	203.84	190,094.43	81.75
007-9100	LEXINGTON MINUTEMEN ACADEMIC SCHOLARSHIP FUND	15,500.00	0.00	15,500.00	8,000.00	0.00	7,000.00	0.00	500.00	96.77
007-9800	TERRY McCAMMON SCHOLARSHIP FUND	500.00	0.00	500.00	0.00	0.00	0.00	0.00	500.00	0.00
010-0000	CLASSROOM FACILITIES CONSTRUCTION FUND - LOCAL	2,928,130.00	0.00	2,928,130.00	71,686.67	29,054.79	2,697,856.22	0.00	158,587.11	94.58
010-9001	CLASSROOM FACILITIES CONSTRUCTION FUND - LOCAL INTEREST	0.00	0.00	0.00	0.00	0.00	0.00	0.00	0.00	0.00
010-9900	CLASSROOM FACILITIES CONSTRUCTION FUND - STATE	43,657,870.00	0.00	43,657,870.00	1,073,467.94	435,079.32	42,916,456.13	0.00	(332,054.07)	100.76
010-9901	CLASSROOM FACILITIES CONSTRUCTION FUND - STATE INTEREST	0.00	0.00	0.00	0.00	0.00	0.00	0.00	0.00	0.00
018-9100	HIGH SCHOOL PRINCIPAL'S FUND	9,282.00	0.00	9,282.00	5,081.27	481.39	4,106.71	0.00	94.02	98.99
018-9101	HIGH SCHOOL FLOWER FUND	51.00	0.00	51.00	237.00	0.00	63.00	0.00	(249.00)	588.24
018-9102	HIGH SCHOOL ART	0.00	0.00	0.00	0.00	0.00	0.00	0.00	0.00	0.00
018-9103	MERRY MINUTEMEN PBIS	21,851.00	505.00	22,356.00	5,922.95	0.00	0.00	0.00	16,433.05	26.49

Reporting Period: March 2026 (FY 2026)

4/6/26 8:15 AM

As Of Period: 03/31/2026

**LEXINGTON LOCAL SCHOOLS
Appropriation Summary Report**

Fund-SCC	Description	FYTD Appropriated	Prior Year Encumbrance	FYTD Expendable	FYTD Expended	MTD Expended	Encumbrance	Future Encumbrance	FYTD Unencumbered	Percent Expended/Encumbered
018-9200	JUNIOR HIGH PRINCIPAL'S FUND	\$ 1,806.00	\$ 0.00	\$ 1,806.00	\$ 1,774.69	\$ 718.70	\$ 0.00	\$ 0.00	\$ 31.31	98.27 %
018-9300	EASTERN PRINCIPAL'S FUND	14,277.00	0.00	14,277.00	5,607.79	1,252.79	10,535.13	0.00	(1,865.92)	113.07
018-9301	EASTERN ELEMENTARY BOOKFAIR/BOXTOP S FUND	483.00	0.00	483.00	149.66	0.00	4,200.00	0.00	(3,866.66)	900.55
018-9302	EASTERN ELEMENTARY MATH	0.00	0.00	0.00	0.00	0.00	0.00	0.00	0.00	0.00
018-9303	EASTERN RUN CLUB	947.00	0.00	947.00	1,251.00	0.00	0.00	0.00	(304.00)	132.10
018-9400	CENTRAL PRINCIPAL'S FUND	4,912.00	0.00	4,912.00	3,227.95	0.00	6,034.05	0.00	(4,350.00)	188.56
018-9401	CENTRAL ELEMENTARY BOOKFAIR FUND	2,994.00	0.00	2,994.00	1,390.58	0.00	0.00	0.00	1,603.42	46.45
018-9402	CENTRAL ELEMENTARY ART	0.00	0.00	0.00	0.00	0.00	0.00	0.00	0.00	0.00
018-9500	WESTERN PRINCIPAL'S FUND	12,398.00	0.00	12,398.00	2,637.16	0.00	1,092.84	0.00	8,668.00	30.09
018-9501	WESTERN ELEMENTARY BOOKFAIR/BOXTOP S FUND	3,384.00	0.00	3,384.00	1,264.06	1,264.06	3,335.94	0.00	(1,216.00)	135.93
018-9503	WESTERN ELEMENTARY ART	0.00	0.00	0.00	0.00	0.00	0.00	0.00	0.00	0.00
018-9901	JUNIOR HIGH TEACHER ADVISORY FUND	0.00	0.00	0.00	12.25	0.00	0.00	0.00	(12.25)	0.00
019-9001	ACADEMIC BOOSTERS GRANTS	0.00	0.00	0.00	0.00	0.00	0.00	0.00	0.00	0.00
019-9121	CENTRAL ELEMENTARY PTO GRANTS	0.00	0.00	0.00	0.00	0.00	0.00	0.00	0.00	0.00
019-9122	EASTERN ELEMENTARY PTO GRANTS	0.00	0.00	0.00	123.30	123.30	102.64	0.00	(225.94)	0.00
019-9123	WESTERN ELEMENTARY PTO GRANTS	0.00	0.00	0.00	0.00	0.00	0.00	0.00	0.00	0.00
019-9239	COLUMBUS FOUNDATION STEM CLASSROOM GRANT	0.00	0.00	0.00	0.00	0.00	0.00	0.00	0.00	0.00
019-9240	RICH CO FOUND - VEX ROBOTICS	1,500.00	0.00	1,500.00	0.00	0.00	0.00	0.00	1,500.00	0.00

Reporting Period: March 2026 (FY 2026)

4/6/26 8:15 AM

As Of Period: 03/31/2026

**LEXINGTON LOCAL SCHOOLS
Appropriation Summary Report**

Fund-SCC	Description	FYTD Appropriated	Prior Year Encumbrance	FYTD Expendable	FYTD Expended	MTD Expended	Encumbrance	Future Encumbrance	FYTD Unencumbered	Percent Expended/Encumbered
019-9241	RICH CO FOUND - PATHOLOGIES OF BONES	\$ 1,208.00	\$ 0.00	\$ 1,208.00	\$ 0.00	\$ 0.00	\$ 1,248.48	\$ 0.00	\$ (40.48)	103.35 %
019-9242	RICH CO FOUND - MOTIVATING WITH MEASUREMENTS	1,091.00	0.00	1,091.00	1,098.92	0.00	0.00	0.00	(7.92)	100.73
019-9243	RICH CO FOUND - DAILY READING	300.00	0.00	300.00	0.00	0.00	0.00	0.00	300.00	0.00
019-9301	RICH CO FOUND/SECO ROBOTICS GRANT (HEIMANN)	31.72	0.00	31.72	0.00	0.00	0.00	0.00	31.72	0.00
019-9302	RICH CO RETIRED TEACHERS ASSOC	150.00	0.00	150.00	0.00	0.00	0.00	0.00	150.00	0.00
019-9304	RICHLAND CO RETIRED TEACHERS - HS ENGLISH	200.00	0.00	200.00	0.00	0.00	0.00	0.00	200.00	0.00
019-9306	DIRECTIONS CARES CLASSROOM GRANT	0.00	81.21	81.21	0.00	0.00	81.21	0.00	0.00	100.00
019-9307	RICH CO RETIRED TEACHERS GRANT - JH MATH	0.00	0.00	0.00	151.92	0.00	0.00	0.00	(151.92)	0.00
019-9308	RICH CO RETIRED TEACHERS GRANT - EASTERN VOCAB	0.00	0.00	0.00	394.02	0.00	3.35	0.00	(397.37)	0.00
019-9401	MARTHA HOLDEN JENNINGS GRANT	0.94	0.00	0.94	0.00	0.00	0.00	0.00	0.94	0.00
022-9601	OHSAA TOURNAMENT AGENCY FUND	0.00	0.00	0.00	0.00	0.00	0.00	0.00	0.00	0.00
024-0000	EMPLOYEE BENEFITS FUND FOR MEDICAL/DENTAL	5,642,810.00	0.00	5,642,810.00	3,944,374.75	540,456.54	8,250.00	0.00	1,690,185.25	70.05
034-0000	OFCC PROJECT MAINTENANCE FUND	3,297.00	0.00	3,297.00	1,287.36	0.00	0.00	0.00	2,009.64	39.05
200-9101	HIGH SCHOOL ART CLUB	0.00	0.00	0.00	0.00	0.00	0.00	0.00	0.00	0.00
200-9102	HIGH SCHOOL DRAMA CLUB	5,991.00	100.00	6,091.00	4,400.00	0.00	5,840.00	0.00	(4,149.00)	168.12
200-9103	HIGH SCHOOL MATH CLUB	0.00	0.00	0.00	105.00	0.00	0.00	0.00	(105.00)	0.00
200-9104	HIGH SCHOOL LEADERSHIP COUNCIL	2,618.00	0.00	2,618.00	269.39	101.39	2,385.61	0.00	(37.00)	101.41

LEXINGTON LOCAL SCHOOLS Appropriation Summary Report

Fund-SCC	Description	FYTD Appropriated	Prior Year Encumbrance	FYTD Expendable	FYTD Expended	MTD Expended	Encumbrance	Future Encumbrance	FYTD Unencumbered	Percent Expended/Encumbered
200-9107	HIGH SCHOOL SPANISH CLUB	\$ 386.00	\$ 0.00	\$ 386.00	\$ 0.00	\$ 0.00	\$ 0.00	\$ 0.00	\$ 386.00	0.00 %
200-9108	HIGH SCHOOL LEO CLUB	1,077.00	0.00	1,077.00	695.09	0.00	204.91	0.00	177.00	83.57
200-9114	HIGH SCHOOL STUDENT COUNCIL FUND	5,694.00	0.00	5,694.00	3,930.09	935.92	1,439.91	0.00	324.00	94.31
200-9115	HIGH SCHOOL KEY CLUB	795.00	0.00	795.00	3,216.25	0.00	0.00	0.00	(2,421.25)	404.56
200-9116	HIGH SCHOOL CHESS CLUB	100.00	0.00	100.00	0.00	0.00	0.00	0.00	100.00	0.00
200-9119	HIGH SCHOOL YEARBOOK FUND	25,172.00	0.00	25,172.00	10,079.31	0.00	23,318.69	0.00	(8,226.00)	132.68
200-9120	HIGH SCHOOL JOURNALISM FUND	0.00	0.00	0.00	0.00	0.00	0.00	0.00	0.00	0.00
200-9121	HIGH SCHOOL NATIONAL HONOR SOCIETY	3,931.00	500.00	4,431.00	1,004.51	0.00	880.49	0.00	2,546.00	42.54
200-9201	JUNIOR HIGH ART CLUB	0.00	0.00	0.00	600.02	0.00	380.05	0.00	(980.07)	0.00
200-9204	JUNIOR HIGH STUDENT COUNCIL FUND	2,741.00	1,172.00	3,913.00	1,744.68	0.00	0.00	0.00	2,168.32	44.59
200-9205	JUNIOR HIGH LIBRARY CLUB	0.00	0.00	0.00	0.00	0.00	0.00	0.00	0.00	0.00
200-9207	JUNIOR HIGH ROBOTICS FUND	0.00	0.00	0.00	2,875.72	239.86	0.00	0.00	(2,875.72)	0.00
200-9301	EASTERN ELEMENTARY STUDENT ACTIVITY FUND	1,008.00	0.00	1,008.00	526.07	347.00	31.93	0.00	450.00	55.36
200-9302	EASTERN ELEMENTARY ROBOTICS FUND	0.00	0.00	0.00	0.00	0.00	0.00	0.00	0.00	0.00
200-9611	HIGH SCHOOL INFORMED TEENS FUND	72.00	0.00	72.00	0.00	0.00	0.00	0.00	72.00	0.00
200-9612	JUNIOR HIGH INFORMED TEENS FUND	43.00	0.00	43.00	142.70	40.33	357.30	0.00	(457.00)	1162.79
300-9115	JAZZ BAND	0.00	0.00	0.00	0.00	0.00	0.00	0.00	0.00	0.00
300-9116	CHOIR	244.00	0.00	244.00	0.00	0.00	0.00	0.00	244.00	0.00
300-9206	JUNIOR HIGH PHYS ED DEPARTMENT FUND	286.00	0.00	286.00	0.00	0.00	250.00	0.00	36.00	87.41
300-9210	JR HIGH INSTRUMENTAL	0.00	0.00	0.00	0.00	0.00	0.00	0.00	0.00	0.00
300-9600	ATHLETIC FUND	305,300.00	13,585.43	318,885.43	244,021.12	23,628.20	84,740.67	0.00	(9,876.36)	103.10

Reporting Period: March 2026 (FY 2026)

4/6/26 8:15 AM

As Of Period: 03/31/2026

LEXINGTON LOCAL SCHOOLS Appropriation Summary Report

Fund-SCC	Description	FYTD Appropriated	Prior Year Encumbrance	FYTD Expendable	FYTD Expended	MTD Expended	Encumbrance	Future Encumbrance	FYTD Unencumbered	Percent Expended/Encumbered
300-9601	ATHLETIC CAPITAL FUND	\$ 61,421.00	\$ 0.00	\$ 61,421.00	\$ 0.00	\$ 0.00	\$ 0.00	\$ 0.00	\$ 61,421.00	0.00 %
300-9602	ORCHESTRA	0.00	0.00	0.00	0.00	0.00	0.00	0.00	0.00	0.00
300-9603	ELEMENTARY MUSIC	0.00	0.00	0.00	0.00	0.00	0.00	0.00	0.00	0.00
300-9605	BAND	0.00	0.00	0.00	0.00	0.00	0.00	0.00	0.00	0.00
451-9026	DATA COMMUNICATION FUND	9,000.00	0.00	9,000.00	9,000.00	0.00	0.00	0.00	0.00	100.00
516-9026	IDEA PART B GRANTS	528,217.00	0.00	528,217.00	525,319.29	21,803.55	82,841.23	0.00	(79,943.52)	115.13
572-9025	TITLE I DISADVANTAGED CHILDREN	0.00	0.00	0.00	11,880.61	0.00	0.00	0.00	(11,880.61)	0.00
572-9026	TITLE I DISADVANTAGED CHILDREN	333,741.06	0.00	333,741.06	221,249.20	29,566.51	4,043.75	0.00	108,448.11	67.51
584-9026	TITLE IV, PART A, STUDENT SUPPORT AND ACADEMIC ENRICHMENT PROGRAMS	26,010.25	0.00	26,010.25	26,143.93	26,143.93	0.00	0.00	(133.68)	100.51
584-9924	STRONGER CONNECTIONS GRANT	0.00	0.00	0.00	12,980.98	0.00	0.00	0.00	(12,980.98)	0.00
587-9026	IDEA PRESCHOOL-HANDICAPPED	12,841.02	0.00	12,841.02	13,634.35	10,196.12	4,658.32	0.00	(5,451.65)	142.45
590-9026	IMPROVING TEACHER QUALITY	65,234.14	0.00	65,234.14	67,542.19	7,035.67	0.00	0.00	(2,308.05)	103.54
Grand Total		\$ 89,656,837.13	\$ 85,125.37	\$ 89,741,962.50	\$ 32,583,967.65	\$ 4,438,947.44	\$ 47,616,144.69	\$ 11,231.89	\$ 9,541,850.16	