

# LEXINGTON LOCAL SCHOOLS



---

FINANCIAL REPORT  
FOR THE PERIOD ENDING  
FEBRUARY 28, 2026

---

PREPARED BY  
JASON WHITESEL, TREASURER/CFO

Gross Depository Balances:

Richland Bank MMA 5719	\$358,875.06
Richland Bank Sweep Acct 3520	\$653,214.33
Richland Bank General Acct 0580	\$300,000.00
Richland Bank Anthem Sweep 3523	\$2,128,973.13
Richland Bank EE Benefits 3180	\$0.00
Richland Bank Payroll Acct 9780	\$42,266.60
Richland Bank Athletic Acct 3280	\$4,640.00

Total Depository Balances (Gross) \$3,487,969.12

Adjustments to Bank Balance:

Cash in Transit to Bank	\$1,480.00
Outstanding Checks	(\$317,332.43)
Adjustments:	
Outstanding Vision Adjustment	\$35.94
Municipal Income Tax Deductions	(\$1,072.40)

Total Adjustments to Bank Balance (\$316,888.89)

Investments:

Treasury Bonds and Notes	\$2,521,096.40
Certificate of Deposits	\$2,263,551.85
Other Securities	\$0.00
Other Investments:	
Richland Bank MMA 5750	\$229,920.35
Richland Bank MMA R252	\$6,877,723.13

Total Investments \$11,892,291.73

Cash on Hand:

Petty Cash:	
Treasurer's Office	\$100.00
High School	\$50.00
Junior High School	\$50.00
Eastern, Central, Western	\$200.00
Change Cash:	
Athletic Change	\$3,000.00
Junior High School Change	\$0.00
Central Change	\$0.00
Food Service Change	\$276.00
Cash with Fiscal Agent	\$0.00

Total Cash on Hand \$3,676.00

Total Balances \$15,067,047.96

Total Fund Balance \$15,067,047.96

Account Name : Lexington Local SD Managing Agency

## Summary Of Investment Holdings

Account No : 5750

February 01, 2026 through February 28, 2026

Shares or Par Value	Investment Category			Avg Unit Cost	Cost Basis	Unit Price	Market Value	Estimated Current Ann Inc	Current Yield
<b>Money Markets - Taxable</b>									
229,920.35	Northern Instl Government Select Portfolio			1.00	229,920.35	1.00	229,920.35	7,722.81	3.36%
<b>Totals</b>					<b>229,920.35</b>		<b>229,920.35</b>	<b>7,722.81</b>	<b>3.36%</b>
<b>Marketable CDs</b>									
200,000	Morgan Stanley Private Bk N	4.050%	09/30/2026	100.00	200,000.00	99.99	199,976.46	8,100.00	4.05%
243,000	Bankers Bk Madison WI	4.250%	11/24/2027	100.00	243,000.00	100.74	244,793.46	10,327.50	4.22%
200,000	Dmb Cmnty Bk Deforest Wis	4.450%	12/06/2027	100.00	200,000.00	101.09	202,176.80	8,900.00	4.40%
248,000	Merrick Bk South Jordan UT 3	3.900%	03/20/2028	99.73	247,332.88	100.12	248,304.40	9,672.00	3.90%
243,000	Discover Bk	4.400%	04/17/2028	100.03	243,062.29	101.13	245,741.40	10,692.00	4.35%
243,000	Bmo Harris Bk Natl Assn Chi	4.500%	05/16/2028	100.00	243,000.00	101.36	246,304.61	10,935.00	4.44%
150,000	United Fid Bk Fsb Evansvile	4.500%	06/29/2028	100.00	150,000.00	102.84	154,261.97	6,750.00	4.38%
248,000	UBS Bk USA Salt Lake City UT	4.100%	02/07/2029	100.47	249,156.68	100.77	249,907.42	10,168.00	4.07%
243,000	American Express Natl Bk Br	3.750%	09/11/2029	100.00	243,000.00	99.60	242,035.19	9,112.50	3.76%
245,000	Customers Bk Phoenixville PA	3.950%	10/30/2029	100.00	245,000.00	100.22	245,540.96	9,677.50	3.94%
<b>Totals</b>					<b>2,263,551.85</b>		<b>2,279,042.67</b>	<b>94,334.50</b>	<b>4.14%</b>
<b>U.S. Treasury Bonds/Notes</b>									
250,000	US Treasury Notes	4.125%	01/31/2027	100.32	250,807.48	100.52	251,303.71	10,312.50	4.10%
300,000	United States Treas Nts	3.250%	06/30/2027	98.00	294,000.00	99.74	299,226.56	9,750.00	3.26%
250,000	United States Treas Bds	3.125%	11/15/2028	98.73	246,812.50	99.34	248,349.61	7,812.50	3.15%
250,000	US Treasury Notes	2.375%	05/15/2029	95.38	238,437.50	96.90	242,246.10	5,937.50	2.45%
<b>Totals</b>					<b>1,030,057.48</b>		<b>1,041,125.98</b>	<b>33,812.50</b>	<b>3.25%</b>
<b>U.S. Govt Agy-Exempt State</b>									
200,000	Federal Home Loan Banks	1.000%	03/30/2026	100.00	200,000.00	99.79	199,578.57	2,000.00	1.00%
300,000	Federal Home Loan Banks	1.125%	09/29/2026	100.03	300,077.24	98.56	295,686.16	3,375.00	1.14%
250,000	Federal Home Loan Banks	1.300%	11/24/2026	99.88	249,687.50	98.23	245,584.52	3,250.00	1.32%
250,000	Federal Farm Cr Bks	3.875%	10/16/2028	99.77	249,430.00	100.95	252,382.61	9,687.50	3.84%
250,000	Federal Farm Cr Bks	2.000%	11/01/2029	93.00	232,500.00	94.83	237,064.56	5,000.00	2.11%

Account Name : Lexington Local SD Managing Agency

## Summary Of Investment Holdings

Account No : 5750

February 01, 2026 through February 28, 2026

Shares or Par Value	Investment Category		Avg Unit Cost	Cost Basis	Unit Price	Market Value	Estimated Current Ann Inc	Yield	
250,000	United States Treas Nts	4.625%	09/30/2030	103.74	259,344.18	104.72	261,806.64	11,562.50	4.42%
<i>Totals</i>					<b>1,491,038.92</b>		<b>1,492,103.06</b>	<b>34,875.00</b>	<b>2.34%</b>
<i>Total Investments</i>					<b>5,014,568.60</b>		<b>5,042,192.06</b>	<b>170,744.81</b>	<b>3.39%</b>
<i>Plus Net Cash</i>							<b>0.00</b>		
<i>Total Market Value</i>							<b>5,042,192.06</b>		

Gain or Loss amounts and transactions, as shown, may not reflect the amount to be used for income tax purposes.

Account Name : Lexington Local SD Bond Acct Man Agcy

## Summary Of Investment Holdings

Account No : R252

February 01, 2026 through February 28, 2026

Shares or Par Value	Investment Category	Avg Unit Cost	Cost Basis	Unit Price	Market Value	Estimated Current Ann Inc	Yield
<b>Money Markets - Taxable</b>							
6,877,723.13	Northern Instl Government Select Portfolio	1.00	6,877,723.13	1.00	6,877,723.13	231,016.39	3.36%
<i>Totals</i>			<b>6,877,723.13</b>		<b>6,877,723.13</b>	<b>231,016.39</b>	<b>3.36%</b>
<i>Total Investments</i>			<b>6,877,723.13</b>		<b>6,877,723.13</b>	<b>231,016.39</b>	<b>3.36%</b>
<i>Plus Net Cash</i>					<b>0.00</b>		
<i>Total Market Value</i>					<b>6,877,723.13</b>		

Gain or Loss amounts and transactions, as shown, may not reflect the amount to be used for income tax purposes.

**LEXINGTON LOCAL SCHOOLS**  
**INVESTMENT REPORT FOR THE MONTH ENDING**  
**FEBRUARY 28, 2026**

INTEREST EARNED:	THIS MONTH	FISCAL YEAR TO DATE
Richland Bank, General Sweep	\$942.14	\$17,372.67
Richland Bank, General MMA	\$744.97	\$74,202.15
Richland Bank, Anthem Sweep	\$2,683.46	\$22,613.46
Star Ohio	\$0.00	\$0.00
CDs, Bonds, and other investments	\$11,771.45	\$121,807.70
<b>TOTAL INTEREST RECEIVED</b>	<b>\$16,142.02</b>	<b>\$235,995.98</b>

INTEREST EARNED (LEX BOND ACCT)	THIS MONTH	FISCAL YEAR TO DATE
Richland Bank, General Sweep	\$0.00	\$0.00
Richland Bank, General MMA	\$0.00	\$0.00
Richland Bank, Anthem Sweep	\$0.00	\$0.00
Star Ohio	\$0.00	\$0.00
CDs, Bonds, and other investments	\$20,820.34	\$129,611.29
<b>TOTAL INTEREST RECEIVED</b>	<b>\$20,820.34</b>	<b>\$129,611.29</b>

History of Interest Earnings	Fiscal Year	Interest Earnings
	1998	\$ 167,057.52
	1999	\$ 138,113.69
	2000	\$ 157,991.72
	2001	\$ 236,839.79
	2002	\$ 146,052.34
	2003	\$ 63,712.36
	2004	\$ 47,970.95
	2005	\$ 90,719.94
	2006	\$ 158,724.51
	2007	\$ 221,998.86
	2008	\$ 213,660.34
	2009	\$ 95,639.63
	2010	\$ 56,860.22
	2011	\$ 3,001.78
	2012	\$ 3,090.00
	2013	\$ 5,758.97
	2014	\$ 8,349.92
	2015	\$ 11,765.22
	2016	\$ 28,300.22
	2017	\$ 83,194.26
	2018	\$ 133,582.49
	2019	\$ 205,588.68
	2020	\$ 218,228.66
	2021	\$ 85,117.81
	2022	\$ 67,902.15
	2023	\$ 219,800.00
	2024	\$ 331,922.67
	2025	\$ 412,940.22
<b>FISCAL Year To Date</b>	<b>2026</b>	<b>\$235,995.98</b>

Lex Bond Acct Interest Earnings	Fiscal Year	Interest Earnings
	2020	\$526,044.24
	2021	\$507,134.12
	2022	\$43,256.67
	2023	\$96,119.37
	2024	\$41,935.83
	2025	\$55,736.03
<b>FISCAL Year To Date</b>	<b>2026</b>	<b>\$129,611.29</b>

**Total Interest Earnings Lex Bond Acct to Date \$1,399,837.55**

**Total Interest Earnings 1998 to Present \$ 3,849,880.90**



Reporting Period: February 2026 (FY 2026)

3/3/26 11:33 AM

As Of Period: 02/28/2026

### LEXINGTON LOCAL SCHOOLS Cash Summary Report

Full Account Code	Description	Initial Cash	MTD Received	FYTD Received	MTD Expended	FYTD Expended	Fund Balance
001-0000	GENERAL FUND	\$ 6,875,062.66	\$ 1,334,025.73	\$ 14,942,780.14	\$ 2,266,467.48	\$ 19,347,788.97	\$ 2,470,053.83
001-9412	GENERAL BUDGET RESERVE SET- ASIDE-1%/BWC	87,928.97	0.00	0.00	0.00	87,928.97	0.00
002-0000	BOND RETIREMENT FUND	2,534,086.94	109,400.00	1,569,766.69	0.00	2,256,553.94	1,847,299.69
002-9025	BOND RETIREMENT FUND - PI TANs	0.00	0.00	0.00	0.00	343,790.50	(343,790.50)
003-0000	PERMANENT IMPROVEMENT FUND	282,920.04	26,300.00	368,194.96	0.00	263,565.68	387,549.32
004-0000	LFI BUILDING FUND	575,505.29	1,783.18	13,542.42	0.00	0.00	589,047.71
006-0000	FOOD SERVICE FUND	282,902.69	84,648.03	715,385.95	88,016.16	683,359.78	314,928.86
007-9100	LEXINGTON MINUTEMEN ACADEMIC SCHOLARSHIP FUND	144,694.00	4,142.38	13,799.77	2,000.00	8,000.00	150,493.77
007-9800	TERRY McCAMMON SCHOLARSHIP FUND	500.00	0.00	0.00	0.00	0.00	500.00
010-0000	CLASSROOM FACILITIES CONSTRUCTION FUND - LOCAL	3,183,543.00	0.00	0.00	4,834.85	42,631.88	3,140,911.12
010-9001	CLASSROOM FACILITIES CONSTRUCTION FUND - LOCAL INTEREST	26,889.05	9,816.92	75,089.83	0.00	0.00	101,978.88
010-9900	CLASSROOM FACILITIES CONSTRUCTION FUND - STATE	0.00	0.00	3,643,195.00	72,399.15	638,388.62	3,004,806.38
010-9901	CLASSROOM FACILITIES CONSTRUCTION FUND - STATE INTEREST	0.00	9,220.24	40,979.04	0.00	0.00	40,979.04
018-9100	HIGH SCHOOL PRINCIPAL'S FUND	2,188.36	887.41	5,054.51	510.90	4,599.88	2,642.99
018-9101	HIGH SCHOOL FLOWER FUND	0.00	0.00	202.00	114.00	237.00	(35.00)
018-9102	HIGH SCHOOL ART	100.00	0.00	0.00	0.00	0.00	100.00
018-9103	MERRY MINUTEMEN PBIS	2,837.04	0.00	4,926.74	0.00	5,922.95	1,840.83
018-9200	JUNIOR HIGH PRINCIPAL'S FUND	8,525.86	0.00	400.00	0.00	1,055.99	7,869.87
018-9300	EASTERN PRINCIPAL'S FUND	6,951.31	153.36	6,815.62	106.98	4,355.00	9,411.93
018-9301	EASTERN ELEMENTARY BOOKFAIR/BOXTOPS FUND	3,438.26	42.70	197.67	80.95	149.66	3,486.27
018-9302	EASTERN ELEMENTARY MATH	1,036.52	0.00	0.00	0.00	0.00	1,036.52
018-9303	EASTERN RUN CLUB	638.15	0.00	1,380.00	0.00	1,251.00	767.15
018-9400	CENTRAL PRINCIPAL'S FUND	194.35	1,200.54	5,197.85	589.69	3,227.95	2,164.25
018-9401	CENTRAL ELEMENTARY BOOKFAIR FUND	10,111.95	0.00	2,643.61	0.00	1,390.58	11,364.98
018-9402	CENTRAL ELEMENTARY ART	1,899.77	0.00	0.00	0.00	0.00	1,899.77
018-9500	WESTERN PRINCIPAL'S FUND	7,714.79	0.00	2,150.17	1,263.55	2,637.16	7,227.80
018-9501	WESTERN ELEMENTARY BOOKFAIR/BOXTOPS FUND	4,709.60	0.00	179.90	0.00	0.00	4,889.50
018-9503	WESTERN ELEMENTARY ART	812.30	0.00	0.00	0.00	0.00	812.30
018-9901	JUNIOR HIGH TEACHER ADVISORY FUND	95.30	0.00	0.00	0.00	12.25	83.05
019-9001	ACADEMIC BOOSTERS GRANTS	769.07	0.00	0.00	0.00	0.00	769.07
019-9121	CENTRAL ELEMENTARY PTO GRANTS	3,101.28	3,625.00	3,646.46	0.00	0.00	6,747.74
019-9122	EASTERN ELEMENTARY PTO GRANTS	3,754.39	2,535.00	2,560.08	0.00	0.00	6,314.47

Reporting Period: February 2026 (FY 2026)

3/3/26 11:33 AM

As Of Period: 02/28/2026

**LEXINGTON LOCAL SCHOOLS  
Cash Summary Report**

Full Account Code	Description	Initial Cash	MTD Received	FYTD Received	MTD Expended	FYTD Expended	Fund Balance
019-9123	WESTERN ELEMENTARY PTO GRANTS	\$ 4,490.75	\$ 0.00	\$ 23.27	\$ 0.00	\$ 0.00	\$ 4,514.02
019-9239	COLUMBUS FOUNDATION STEM CLASSROOM GRANT	17.52	0.00	0.00	0.00	0.00	17.52
019-9240	RICH CO FOUND - VEX ROBOTICS	0.00	0.00	1,500.00	0.00	0.00	1,500.00
019-9241	RICH CO FOUND - PATHOLOGIES OF BONES	0.00	0.00	1,208.00	0.00	0.00	1,208.00
019-9242	RICH CO FOUND - MOTIVATING WITH MEASUREMENTS	0.00	0.00	1,091.04	0.00	1,098.92	(7.88)
019-9243	RICH CO FOUND - DAILY READING	0.00	0.00	299.84	0.00	0.00	299.84
019-9301	RICH CO FOUND/SECO ROBOTICS GRANT (HEIMANN)	31.72	0.00	0.00	0.00	0.00	31.72
019-9302	RICH CO RETIRED TEACHERS ASSOC	150.00	0.00	0.00	0.00	0.00	150.00
019-9304	RICHLAND CO RETIRED TEACHERS - HS ENGLISH	200.00	0.00	0.00	0.00	0.00	200.00
019-9306	DIRECTIONS CARES CLASSROOM GRANT	81.21	0.00	0.00	0.00	0.00	81.21
019-9307	RICH CO RETIRED TEACHERS GRANT - JH MATH	0.00	0.00	300.00	0.00	151.92	148.08
019-9308	RICH CO RETIRED TEACHERS GRANT - EASTERN VOCAB	0.00	0.00	397.37	394.02	394.02	3.35
019-9401	MARTHA HOLDEN JENNINGS GRANT	0.94	0.00	0.00	0.00	0.00	0.94
022-9601	OHSAA TOURNAMENT AGENCY FUND	6,250.00	3,015.00	6,212.00	0.00	0.00	12,462.00
024-0000	EMPLOYEE BENEFITS FUND FOR MEDICAL/DENTAL	1,454,594.72	506,006.21	4,075,582.56	438,002.66	3,403,918.21	2,126,259.07
034-0000	OFCC PROJECT MAINTENANCE FUND	939,694.13	0.00	83,196.61	0.00	1,287.36	1,021,603.38
200-9101	HIGH SCHOOL ART CLUB	372.46	0.00	0.00	0.00	0.00	372.46
200-9102	HIGH SCHOOL DRAMA CLUB	32,718.11	0.00	0.00	4,000.00	4,400.00	28,318.11
200-9103	HIGH SCHOOL MATH CLUB	0.00	0.00	0.00	0.00	105.00	(105.00)
200-9104	HIGH SCHOOL LEADERSHIP COUNCIL	956.20	0.00	0.00	0.00	168.00	788.20
200-9107	HIGH SCHOOL SPANISH CLUB	722.90	0.00	0.00	0.00	0.00	722.90
200-9108	HIGH SCHOOL LEO CLUB	2,460.39	320.00	918.19	440.00	695.09	2,683.49
200-9114	HIGH SCHOOL STUDENT COUNCIL FUND	4,146.97	539.00	3,127.61	240.36	2,994.17	4,280.41
200-9115	HIGH SCHOOL KEY CLUB	123.25	0.00	3,286.25	0.00	3,216.25	193.25
200-9116	HIGH SCHOOL CHESS CLUB	44.46	0.00	0.00	0.00	0.00	44.46
200-9119	HIGH SCHOOL YEARBOOK FUND	33,955.01	120.00	11,395.00	0.00	10,079.31	35,270.70
200-9120	HIGH SCHOOL JOURNALISM FUND	290.44	0.00	0.00	0.00	0.00	290.44
200-9121	HIGH SCHOOL NATIONAL HONOR SOCIETY	3,261.31	0.00	3,120.75	0.00	1,004.51	5,377.55
200-9201	JUNIOR HIGH ART CLUB	2,190.31	0.00	0.00	409.06	600.02	1,590.29
200-9204	JUNIOR HIGH STUDENT COUNCIL FUND	2,226.14	613.50	1,288.50	90.58	1,744.68	1,769.96
200-9205	JUNIOR HIGH LIBRARY CLUB	77.65	0.00	0.00	0.00	0.00	77.65
200-9207	JUNIOR HIGH ROBOTICS FUND	6,527.96	0.00	55.00	195.00	2,635.86	3,947.10
200-9301	EASTERN ELEMENTARY STUDENT	0.00	718.95	1,277.77	116.16	179.07	1,098.70

2 of 3

Reporting Period: February 2026 (FY 2026)

3/3/26 11:33 AM

As Of Period: 02/28/2026

**LEXINGTON LOCAL SCHOOLS**  
**Cash Summary Report**

Full Account Code	Description	Initial Cash	MTD Received	FYTD Received	MTD Expended	FYTD Expended	Fund Balance
	ACTIVITY FUND						
200-9302	EASTERN ELEMENTARY ROBOTICS FUND	\$ 575.16	\$ 0.00	\$ 0.00	\$ 0.00	\$ 0.00	\$ 575.16
200-9611	HIGH SCHOOL INFORMED TEENS FUND	562.53	0.00	0.00	0.00	0.00	562.53
200-9612	JUNIOR HIGH INFORMED TEENS FUND	1,767.32	0.00	0.00	0.00	102.37	1,664.95
300-9115	JAZZ BAND	757.62	0.00	0.00	0.00	0.00	757.62
300-9116	CHOIR	682.71	0.00	0.00	0.00	0.00	682.71
300-9206	JUNIOR HIGH PHYS ED DEPARTMENT FUND	3,061.50	0.00	0.00	0.00	0.00	3,061.50
300-9210	JR HIGH INSTRUMENTAL	41.03	0.00	0.00	0.00	0.00	41.03
300-9600	ATHLETIC FUND	842.52	12,028.00	254,136.02	14,627.59	220,392.92	34,585.62
300-9601	ATHLETIC CAPITAL FUND	144,150.66	0.00	12,500.00	0.00	0.00	156,650.66
300-9602	ORCHESTRA	213.22	0.00	0.00	0.00	0.00	213.22
300-9603	ELEMENTARY MUSIC	1,572.09	0.00	0.00	0.00	0.00	1,572.09
300-9605	BAND	232.95	0.00	0.00	0.00	0.00	232.95
451-9026	DATA COMMUNICATION FUND	0.00	0.00	5,000.00	0.00	9,000.00	(4,000.00)
516-9026	IDEA PART B GRANTS	0.00	62,408.70	412,557.69	50,302.00	503,515.74	(90,958.05)
572-9025	TITLE I DISADVANTAGED CHILDREN	(18,247.69)	0.00	30,128.30	0.00	11,880.61	0.00
572-9026	TITLE I DISADVANTAGED CHILDREN	0.00	0.00	149,842.68	29,236.60	191,682.69	(41,840.01)
584-9924	STRONGER CONNECTIONS GRANT	0.00	0.00	0.00	12,980.98	12,980.98	(12,980.98)
587-9026	IDEA PRESCHOOL-HANDICAPPED	0.00	247.80	3,438.23	247.80	3,438.23	0.00
590-9026	IMPROVING TEACHER QUALITY	0.00	0.00	47,389.97	8,554.15	60,506.52	(13,116.55)
<b>Grand Total</b>		<b>\$ 16,684,707.11</b>	<b>\$ 2,173,797.65</b>	<b>\$ 26,527,361.06</b>	<b>\$ 2,996,220.67</b>	<b>\$ 28,145,020.21</b>	<b>\$ 15,067,047.96</b>

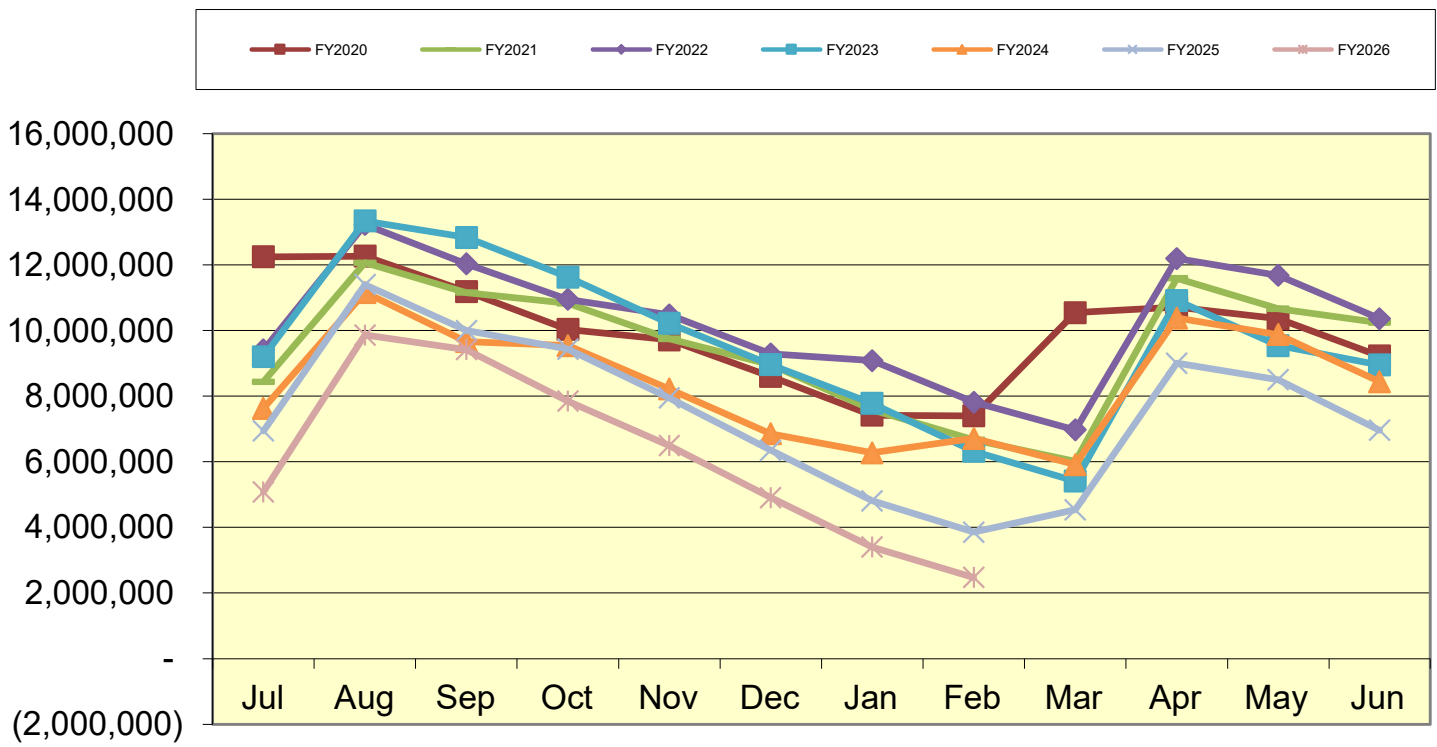
**LEXINGTON LOCAL SCHOOL DISTRICT  
GENERAL FUND ONLY 2025-2026  
SUMMARY OF RECEIPTS AND EXPENDITURES - FINANCIAL FORECAST FORMAT**

LINE	DESCRIPTION	2/28/2026	FISCAL YEAR TO DATE Estimate	FISCAL YEAR TO DATE Actual	VARIANCE Estimate vs. Actual	PERCENT of VARIANCE
<b>LINE 7.010</b>	<b>BEGINNING CASH BALANCE</b>			<b>\$ 6,962,992</b>		
<b>REVENUES</b>						
LINE 1.010	Real Estate Tax	\$ 6,440,040	\$ 6,440,090	\$ 50	0.00%	
LINE 1.020	Personal Property Tax	\$ 563,500	\$ 563,576	\$ 76	0.01%	
LINE 1.030	Income Tax	\$ -	\$ -	\$ 0		
LINE 1.035	State Funding	\$ 6,063,174	\$ 6,064,394	\$ 1,220	0.02%	
LINE 1.040	Career Tech / Economic Disadv.	\$ 319,141	\$ 317,153	(\$ 1,988)	-0.62%	
LINE 1.050	State Reimb for Property Tax Credits	\$ 1,035,200	\$ 1,035,520	\$ 320	0.03%	
LINE 1.060	Other Operating Revenue	\$ 581,000	\$ 516,873	(\$ 64,127)	-11.04%	
LINE 1.070	<b>TOTAL REVENUE</b>	<b>\$ 15,002,055</b>	<b>\$ 14,937,606</b>	<b>(\$ 64,449)</b>	<b>-0.43%</b>	
<b>EXPENSES</b>						
LINE 2.01	Proceeds from Notes	\$ -	\$ -	\$ 0		
LINE 2.04	Transfers In	\$ -	\$ -	\$ 0		
LINE 2.050	Advances In	\$ -	\$ -	\$ 0		
LINE 2.060	Other Financing Sources	\$ -	\$ 5,174	\$ 5,174	100.00%	
LINE 2.070	<b>TOTAL OTHER SOURCES</b>	<b>\$ -</b>	<b>\$ 5,174</b>	<b>\$ 5,174</b>	<b>100.00%</b>	
<b>LINE 2.080</b>	<b>TOTAL REVENUES &amp; Sources</b>	<b>\$ 15,002,055</b>	<b>\$ 14,942,780</b>	<b>(\$ 59,275)</b>	<b>-0.40%</b>	
<b>EXPENSES</b>						
LINE 3.010	Salaries	\$ 10,380,359	\$ 10,388,552	(\$ 8,193)	-0.08%	
LINE 3.020	Retirement and Benefits	\$ 5,173,220	\$ 5,172,642	\$ 578	0.01%	
LINE 3.030	Purchased Services	\$ 2,980,633	\$ 2,980,672	(\$ 39)	0.00%	
LINE 3.040	Supplies and Materials	\$ 931,093	\$ 694,756	\$ 236,337	25.38%	
LINE 3.050	Capital Outlay and Equipment	\$ 45,590	\$ 8,964	\$ 36,626	80.34%	
LINE 3.06	INTERGOVERNMENTAL	\$ -	\$ -	\$ 0		
LINE 4.020	DEBT SERVICE - Notes	\$ -	\$ -	\$ 0		
LINE 4.060	DEBT SERVICE - Interest charges	\$ -	\$ -	\$ 0		
LINE 4.300	Other Objects	\$ 223,099	\$ 190,132	\$ 32,967	14.78%	
LINE 4.500	<b>TOTAL EXPENDITURES</b>	<b>\$ 19,733,994</b>	<b>\$ 19,435,718</b>	<b>\$ 298,276</b>	<b>1.51%</b>	
LINE 5.00	TRANSFERS OUT	\$ -	\$ -	\$ 0		
LINE 5.02	ADVANCES OUT	\$ -	\$ -	\$ 0		
LINE 5.03	ALL OTHER USES	\$ -	\$ -	\$ 0		
LINE 5.040	<b>TOTAL OTHER USES</b>	<b>\$ -</b>	<b>\$ -</b>	<b>\$ 0</b>		
<b>LINE 5.050</b>	<b>TOTAL EXPENDITURES &amp; USES</b>	<b>\$ 19,733,994</b>	<b>\$ 19,435,718</b>	<b>\$ 298,276</b>	<b>1.51%</b>	
		Estimate	Actual	Variance		
<b>LINE 6.010</b>	<b>REVENUES OVER EXPENSES</b>	<b>\$ (4,731,939)</b>	<b>\$ (4,492,938)</b>	<b>\$ 239,001</b>		
<b>LINE 7.020</b>	<b>ENDING CASH BALANCE</b>	<b>\$ 2,231,053</b>	<b>\$ 2,470,054</b>	<b>\$ 239,001</b>		
	Less Reserves	\$ -	\$ -	\$ -		
LINE 8.010	Less Outstanding Encumbrances	\$ (1,700,000)	\$ (1,872,380)	\$ (172,380)	10.14%	
<b>LINE 15.010</b>	<b>Unreserved Fund Balance</b>	<b>\$ 531,053</b>	<b>\$ 597,674</b>	<b>\$ 66,621</b>	<b>12.55%</b>	
		Estimate	Actual	Benchmark Yr. End		
	Salaries/Benefits as % of Revenue	103.7%	104.2%	80.1% or below		
	<b>True Days Cash - Calendar Days on which can operate</b>	<b>7</b>	<b>7</b>	<b>90 or above optimal</b>		

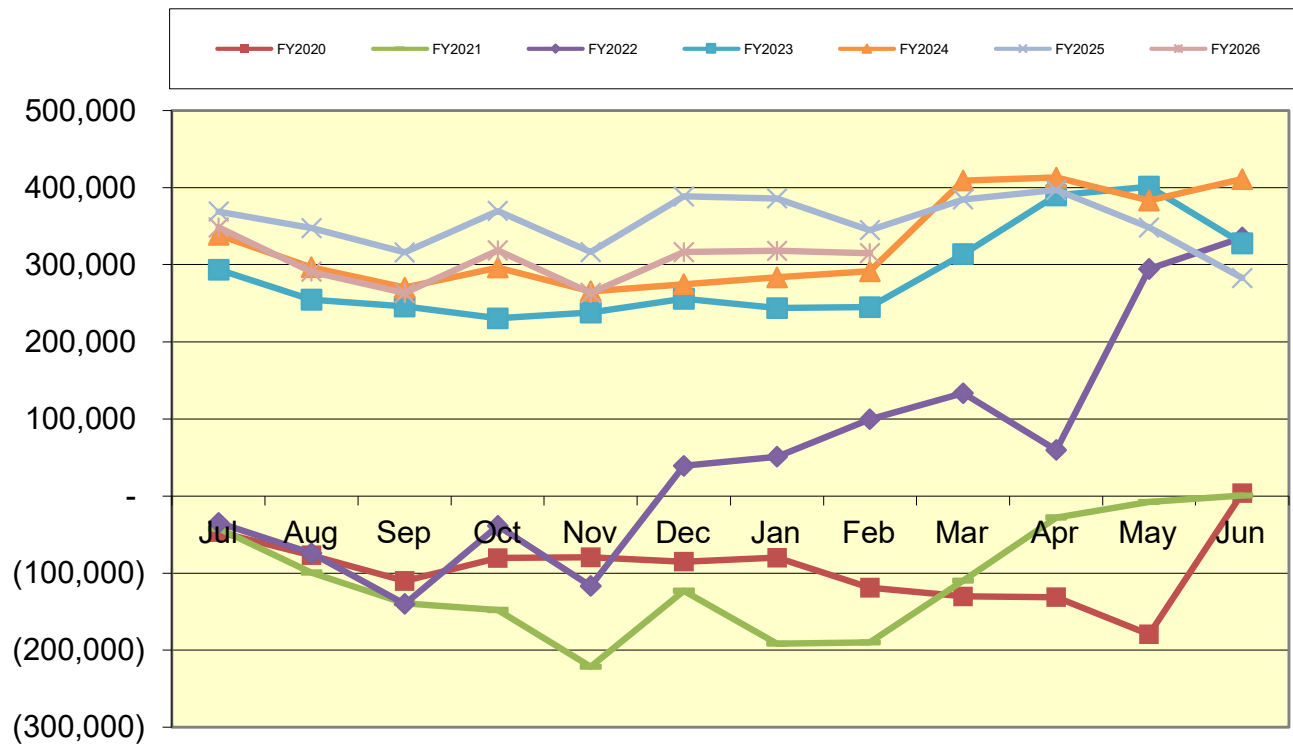
**LEXINGTON LOCAL SCHOOLS**  
**Spending Plan Summary**

ODE Line Number	Monthly Estimate	Monthly Actual	Monthly Difference	FYTEstimate	FYTDActual	FYTDDifference
01.010 General Property (Real Estate)	\$ 514,240.00	\$ 514,240.00	\$ 0.00	\$ 6,440,040.00	\$ 6,440,089.42	\$ 49.42
01.020 Tangible Personal Property Tax	0.00	0.00	0.00	563,500.00	563,576.18	76.18
01.030 Income Tax	0.00	0.00	0.00	0.00	0.00	0.00
01.035 Unrestricted Grants-in-Aid	757,000.00	757,603.61	603.61	6,063,174.00	6,064,393.89	1,219.89
01.040 Restricted Grants-in-Aid	40,000.00	36,928.50	(3,071.50)	319,141.00	317,153.16	(1,987.84)
01.045 Restricted Federal Grants-in-Aid - SFSF	0.00	0.00	0.00	0.00	0.00	0.00
01.050 State Reimbursement for Property Tax Credits	0.00	0.00	0.00	1,035,200.00	1,035,520.03	320.03
01.060 All Other Operating Revenue	76,000.00	25,253.62	(50,746.38)	581,000.00	516,873.33	(64,126.67)
01.070 Total Revenue	1,387,240.00	1,334,025.73	(53,214.27)	15,002,055.00	14,937,606.01	(64,448.99)
02.010 Proceeds from Sale of Notes	0.00	0.00	0.00	0.00	0.00	0.00
02.020 State Emergency Loans & Advancements (Approved)	0.00	0.00	0.00	0.00	0.00	0.00
02.040 Operating Transfers-In	0.00	0.00	0.00	0.00	0.00	0.00
02.050 Advances-In	0.00	0.00	0.00	0.00	0.00	0.00
02.060 All Other Financial Sources	0.00	0.00	0.00	0.00	5,174.13	5,174.13
02.070 Total Other Financing Sources	0.00	0.00	0.00	0.00	5,174.13	5,174.13
02.080 Total Revenues and Other Financing Sources	1,387,240.00	1,334,025.73	(53,214.27)	15,002,055.00	14,942,780.14	(59,274.86)
03.010 Personal Services	1,226,000.00	1,225,698.73	(301.27)	10,380,359.00	10,388,552.17	8,193.17
03.020 Employees' Retirement/Insurance Benefits	623,000.00	622,804.40	(195.60)	5,173,220.00	5,172,642.44	(577.56)
03.030 Purchased Services	370,000.00	369,863.91	(136.09)	2,980,633.00	2,980,672.05	39.05
03.040 Supplies and Materials	95,000.00	35,844.88	(59,155.12)	931,093.00	694,755.49	(236,337.51)
03.050 Capital Outlay	9,000.00	0.00	(9,000.00)	45,590.00	8,963.68	(36,626.32)
03.060 Intergovernmental	0.00	0.00	0.00	0.00	0.00	0.00
04.010 Debt Service: All Principal (Historical)	0.00	0.00	0.00	0.00	0.00	0.00
04.020 Debt Service: Principal-Notes	0.00	0.00	0.00	0.00	0.00	0.00
04.030 Debt Service: Principal - State Loans	0.00	0.00	0.00	0.00	0.00	0.00
04.040 Debt Service: Principal - State Advancements	0.00	0.00	0.00	0.00	0.00	0.00
04.050 Debt Service: Principal - HB 264 Loans	0.00	0.00	0.00	0.00	0.00	0.00
04.055 Debt Service: Principal - Other	0.00	0.00	0.00	0.00	0.00	0.00
04.060 Debt Service: Interest and Fiscal Charges	0.00	0.00	0.00	0.00	0.00	0.00
04.300 Other Objects	20,000.00	12,255.56	(7,744.44)	223,099.00	190,132.11	(32,966.89)
04.500 Total Expenditures	2,343,000.00	2,266,467.48	(76,532.52)	19,733,994.00	19,435,717.94	(298,276.06)
05.010 Operational Transfers - Out	0.00	0.00	0.00	0.00	0.00	0.00
05.020 Advances - Out	0.00	0.00	0.00	0.00	0.00	0.00
05.030 All Other Financing Uses	0.00	0.00	0.00	0.00	0.00	0.00
05.040 Total Other Financing Uses	0.00	0.00	0.00	0.00	0.00	0.00
05.050 Total Expenditure and Other Financing Uses	2,343,000.00	2,266,467.48	(76,532.52)	19,733,994.00	19,435,717.94	(298,276.06)
06.010 Excess Rev & Oth Financing Sources over(under) Exp & Oth F	(955,760.00)	(932,441.75)	23,318.25	(4,731,939.00)	(4,492,937.80)	239,001.20
07.010 Cash Balance-July1 -Excluding Proposed Renew/Replace & New	0.00	3,402,495.58	3,402,495.58	6,962,991.63	6,962,991.63	0.00
07.020 Cash Balance June 30	(955,760.00)	2,470,053.83	3,425,813.83	2,231,052.63	2,470,053.83	239,001.20
08.010 Estimated Encumbrances June 30	(300,000.00)	1,872,380.02	2,172,380.02	1,700,000.00	1,872,380.02	172,380.02

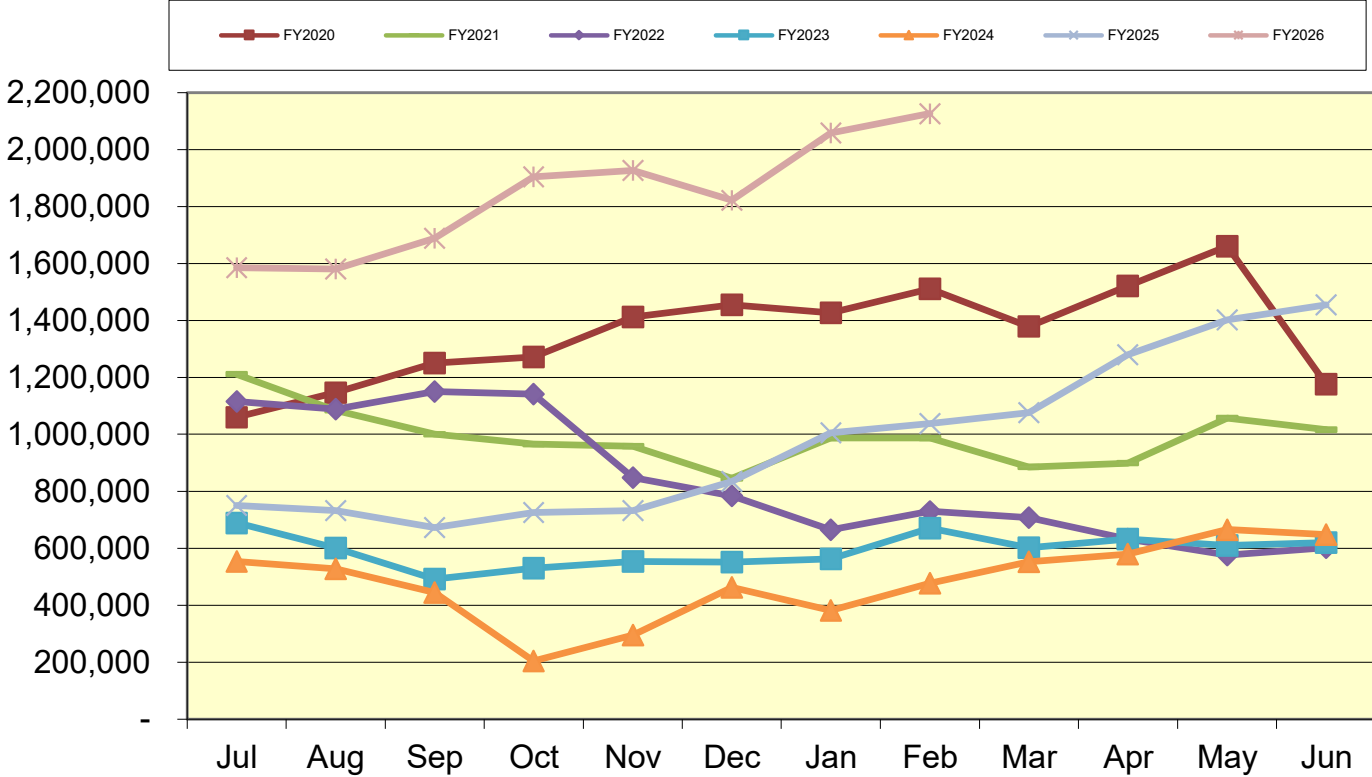
## Lexington Local Schools General Fund Cash Balance



### Lexington Local Schools Food Service Fund Cash Balance



### Lexington Local Schools Employee Benefits Fund Cash Balance



**Lexington Local Schools**

**Permanent Improvement Fund  
2/28/2026**

	Budgeted Amount	Actual Fiscal Year Expended	Current Encumbrances	Expenses / Encumbrances Over/Under Estimate	Remaining Estimated PI Project Costs																																				
<b>Instruction and Administration</b>																																									
Western Elementary Equipment/Materials	\$ 5,000.00	\$ -	\$ -	\$5,000.00	\$5,000.00																																				
Eastern Elementary Equipment/Materials	\$ 5,000.00	\$ -	\$ -	\$5,000.00	\$5,000.00																																				
Central Elementary Equipment/Materials	\$ 5,000.00	\$ -	\$ -	\$5,000.00	\$5,000.00																																				
Central Music Equipment	\$ 1,500.00	\$ -	\$ -	\$1,500.00	\$1,500.00																																				
Preschool Equipment/Materials	\$ 5,500.00	\$ -	\$ -	\$5,500.00	\$5,500.00																																				
<b>Maintenance/Security</b>																																									
JH Gym	\$ 7,000.00	\$ 6,950.88	\$ -	\$49.12	\$49.12																																				
<b>Transportation</b>																																									
New bus	\$ 135,130.00	\$ 134,949.00	\$ -	\$181.00	\$0.00																																				
New van	\$ 37,399.00	\$ 37,399.00	\$ -	\$0.00	\$0.00																																				
<b>Technology</b>																																									
Computers, servers, tech equip., etc.	\$ 185,000.00	\$ 15,081.48	\$ 3,573.19	\$166,345.33	\$166,345.33																																				
<b>Food Service</b>																																									
Food Service Equipment	\$ -	\$ -	\$ -	\$0.00	\$0.00																																				
<b>Athletics and Student Activities</b>																																									
HS Athletics Equipment	\$ 65,000.00	\$ 63,843.00	\$ -	\$1,157.00	\$1,157.00																																				
<b>Fees</b>																																									
Tax Collection Fees	\$ 15,000.00	\$ 5,342.32	\$ -	\$9,657.68	\$9,657.68																																				
<b>Debt Repayment</b>																																									
Tax Anticipation Notes (Fund 002)	\$ 397,123.25	\$ -	\$ -	\$397,123.25	\$397,123.25																																				
<b>Totals</b>																																									
	\$ 863,652.25	\$ 263,565.68	\$ 3,573.19	\$199,390.13	\$199,209.13																																				
<b>Total Budgeted</b>	<u>\$ 863,652.25</u>																																								
<table border="1"> <tr> <td>Actual Cash Balance 7/1/25</td> <td>\$ 282,920.04</td> <td></td> <td></td> <td></td> <td></td> </tr> <tr> <td>Revenues FY26 - Taxes from levy</td> <td>\$ 368,195.00</td> <td></td> <td></td> <td></td> <td></td> </tr> <tr> <td>Expenditures FY26</td> <td>\$ (263,565.68)</td> <td></td> <td></td> <td></td> <td></td> </tr> <tr> <td>Current Cash Balance</td> <td>\$387,549.36</td> <td></td> <td></td> <td></td> <td></td> </tr> <tr> <td>Current Encumbrances</td> <td>\$ (3,573.19)</td> <td></td> <td></td> <td></td> <td></td> </tr> <tr> <td><b>Available Balance</b></td> <td><b>\$383,976.17</b></td> <td></td> <td></td> <td></td> <td></td> </tr> </table>						Actual Cash Balance 7/1/25	\$ 282,920.04					Revenues FY26 - Taxes from levy	\$ 368,195.00					Expenditures FY26	\$ (263,565.68)					Current Cash Balance	\$387,549.36					Current Encumbrances	\$ (3,573.19)					<b>Available Balance</b>	<b>\$383,976.17</b>				
Actual Cash Balance 7/1/25	\$ 282,920.04																																								
Revenues FY26 - Taxes from levy	\$ 368,195.00																																								
Expenditures FY26	\$ (263,565.68)																																								
Current Cash Balance	\$387,549.36																																								
Current Encumbrances	\$ (3,573.19)																																								
<b>Available Balance</b>	<b>\$383,976.17</b>																																								
<table border="1"> <tr> <td>Remaining Estimated Revenues FY26 - Taxes from levy</td> <td>\$ 381,805.00</td> <td></td> <td></td> <td></td> <td></td> </tr> <tr> <td>Less: Remaining Estimated PI Project Costs</td> <td>(\$199,209.13)</td> <td></td> <td></td> <td></td> <td></td> </tr> <tr> <td>Less: Tax Anticipation Note Obligation</td> <td>(\$397,123.25)</td> <td></td> <td></td> <td></td> <td></td> </tr> <tr> <td><b>6/30/26 Estimated Unencumbered Carryover</b></td> <td><b>\$ 169,448.79</b></td> <td></td> <td></td> <td></td> <td></td> </tr> </table>						Remaining Estimated Revenues FY26 - Taxes from levy	\$ 381,805.00					Less: Remaining Estimated PI Project Costs	(\$199,209.13)					Less: Tax Anticipation Note Obligation	(\$397,123.25)					<b>6/30/26 Estimated Unencumbered Carryover</b>	<b>\$ 169,448.79</b>																
Remaining Estimated Revenues FY26 - Taxes from levy	\$ 381,805.00																																								
Less: Remaining Estimated PI Project Costs	(\$199,209.13)																																								
Less: Tax Anticipation Note Obligation	(\$397,123.25)																																								
<b>6/30/26 Estimated Unencumbered Carryover</b>	<b>\$ 169,448.79</b>																																								

Lexington Local Schools

**Food Service Fund 2025-26 vs. 2024-2025 vs. 2023-2024**

							Beginning Balance 7/1/25	\$ 282,903
<b>2025-2026 Through 2/28/26</b>								
<i>Revenues</i>	District-Wide	HS/JH	Junior High	Eastern	Central	Western	<b>Total</b>	
Student Type A, Ezpay, Misc	\$ -	\$ 111,348	\$ -	\$ 46,275	\$ 29,658	\$ 32,821	\$ 220,102	
Student Break, Milk & A La Carte	\$ -	\$ 80,423	\$ -	\$ 9,441	\$ 1,953	\$ 3,227	\$ 95,044	
Adult & Misc revenues	\$ 12,912	\$ 4,352	\$ -	\$ 703	\$ 19	\$ 167	\$ 18,153	
State Reimb	\$ -	\$ 2,512	\$ -	\$ 1,344	\$ 995	\$ 987	\$ 5,838	
Federal Reimb	\$ -	\$ 151,932	\$ -	\$ 97,996	\$ 67,950	\$ 58,371	\$ 376,249	
Transfer In	\$ -	\$ -	\$ -	\$ -	\$ -	\$ -	\$ -	
<b>Total Revenues</b>	<b>\$ 12,912</b>	<b>\$ 350,567</b>	<b>\$ -</b>	<b>\$ 155,759</b>	<b>\$ 100,575</b>	<b>\$ 95,573</b>	<b>\$ 715,386</b>	
<i>Expenses</i>								
Wages	\$ 37,173	\$ 111,314	\$ -	\$ 45,694	\$ 36,624	\$ 29,699	\$ 260,504	
Severance	\$ 27,222	\$ -	\$ -	\$ -	\$ -	\$ -	\$ 27,222	
Retirement	\$ 9,290	\$ 19,087	\$ -	\$ 9,132	\$ 7,220	\$ 5,476	\$ 50,205	
Medical	\$ 8,374	\$ 64,102	\$ -	\$ -	\$ 6,951	\$ 15,124	\$ 94,551	
Life, Dent, MC, WC	\$ 1,525	\$ 4,237	\$ -	\$ 824	\$ 1,046	\$ 1,264	\$ 8,896	
Purch Serv, Repairs, Phone, Post	\$ 4,754	\$ 1,853	\$ -	\$ 1,533	\$ 3,708	\$ 599	\$ 12,447	
Supplies	\$ 6,068	\$ -	\$ -	\$ -	\$ -	\$ -	\$ 6,068	
Food Costs	\$ -	\$ 120,480	\$ -	\$ 68,408	\$ 16,501	\$ 18,078	\$ 223,467	
Equipment	\$ -	\$ -	\$ -	\$ -	\$ -	\$ -	\$ -	
Other Costs	\$ -	\$ -	\$ -	\$ -	\$ -	\$ -	\$ -	
<b>Total Expenses</b>	<b>\$ 94,406</b>	<b>\$ 321,073</b>	<b>\$ -</b>	<b>\$ 125,591</b>	<b>\$ 72,050</b>	<b>\$ 70,240</b>	<b>\$ 683,360</b>	
<b>Net Gain (Loss)</b>	<b>\$ (81,494)</b>	<b>\$ 29,494</b>	<b>\$ -</b>	<b>\$ 30,168</b>	<b>\$ 28,525</b>	<b>\$ 25,333</b>	<b>\$ 32,026</b>	
							<b>Ending Cash Balance 2/28/26</b>	<b>\$ 314,929</b>

							Beginning Balance 7/1/24	\$ 411,050
<b>2024-2025 Through 2/28/25</b>								
<i>Revenues</i>	District-Wide	HS/JH	Junior High	Eastern	Central	Western	<b>Total</b>	
Student Type A, Ezpay, Misc	\$ -	\$ 116,342	\$ -	\$ 47,992	\$ 36,888	\$ 31,133	\$ 232,355	
Student Break, Milk & A La Carte	\$ -	\$ 75,522	\$ -	\$ 8,199	\$ 3,885	\$ 3,262	\$ 90,868	
Adult & Misc revenues	\$ 17,447	\$ 5,201	\$ -	\$ 767	\$ 149	\$ 183	\$ 23,747	
State Reimb	\$ -	\$ 2,501	\$ -	\$ 1,251	\$ 1,250	\$ 1,250	\$ 6,252	
Federal Reimb	\$ -	\$ 96,921	\$ -	\$ 55,360	\$ 47,199	\$ 32,978	\$ 232,458	
Transfer In	\$ -	\$ -	\$ -	\$ -	\$ -	\$ -	\$ -	
<b>Total Revenues</b>	<b>\$ 17,447</b>	<b>\$ 296,487</b>	<b>\$ -</b>	<b>\$ 113,569</b>	<b>\$ 89,371</b>	<b>\$ 68,806</b>	<b>\$ 585,680</b>	
<i>Expenses</i>								
Wages	\$ 38,013	\$ 102,064	\$ -	\$ 42,866	\$ 36,598	\$ 28,925	\$ 248,466	
Severance	\$ -	\$ -	\$ -	\$ -	\$ -	\$ -	\$ -	
Retirement	\$ 9,486	\$ 20,561	\$ -	\$ 8,505	\$ 7,445	\$ 5,346	\$ 51,343	
Medical	\$ 8,044	\$ 59,985	\$ -	\$ -	\$ 6,688	\$ 14,553	\$ 89,270	
Life, Dent, MC, WC	\$ 1,136	\$ 4,090	\$ -	\$ 794	\$ 1,050	\$ 1,241	\$ 8,311	
Purch Serv, Repairs, Phone, Post	\$ 5,280	\$ 1,119	\$ -	\$ 335	\$ 2,167	\$ 335	\$ 9,236	
Supplies	\$ 13,706	\$ -	\$ -	\$ -	\$ -	\$ -	\$ 13,706	
Food Costs	\$ -	\$ 120,814	\$ -	\$ 69,514	\$ 23,051	\$ 18,342	\$ 231,721	
Equipment	\$ -	\$ -	\$ -	\$ -	\$ -	\$ -	\$ -	
Other Costs	\$ -	\$ -	\$ -	\$ -	\$ -	\$ -	\$ -	
<b>Total Expenses</b>	<b>\$ 75,665</b>	<b>\$ 308,633</b>	<b>\$ -</b>	<b>\$ 122,014</b>	<b>\$ 76,999</b>	<b>\$ 68,742</b>	<b>\$ 652,053</b>	
<b>Net Gain (Loss)</b>	<b>\$ (58,218)</b>	<b>\$ (12,146)</b>	<b>\$ -</b>	<b>\$ (8,445)</b>	<b>\$ 12,372</b>	<b>\$ 64</b>	<b>\$ (66,373)</b>	
							<b>Ending Cash Balance 2/28/25</b>	<b>\$ 344,677</b>

							Beginning Balance 7/1/23	\$ 327,645
<b>2023-2024 Through 2/29/24</b>								
<i>Revenues</i>	District-Wide	HS/JH	Junior High	Eastern	Central	Western	<b>Total</b>	
Student Type A, Ezpay, Misc	\$ -	\$ 123,004	\$ -	\$ 48,420	\$ 37,318	\$ 37,916	\$ 246,658	
Student Break, Milk & A La Carte	\$ -	\$ 73,631	\$ -	\$ 6,997	\$ 4,207	\$ 3,207	\$ 88,042	
Adult & Misc revenues	\$ 10,201	\$ 4,609	\$ -	\$ 608	\$ 520	\$ 246	\$ 16,184	
State Reimb	\$ -	\$ -	\$ -	\$ -	\$ -	\$ -	\$ -	
Federal Reimb	\$ -	\$ 109,793	\$ -	\$ 63,715	\$ 48,421	\$ 42,615	\$ 264,544	
Transfer In	\$ -	\$ -	\$ -	\$ -	\$ -	\$ -	\$ -	
<b>Total Revenues</b>	<b>\$ 10,201</b>	<b>\$ 311,037</b>	<b>\$ -</b>	<b>\$ 119,740</b>	<b>\$ 90,466</b>	<b>\$ 83,984</b>	<b>\$ 615,428</b>	
<i>Expenses</i>								
Wages	\$ 36,906	\$ 101,284	\$ -	\$ 58,790	\$ 31,496	\$ 27,958	\$ 256,434	
Severance	\$ -	\$ 5,137	\$ -	\$ -	\$ 684	\$ -	\$ 5,821	
Retirement	\$ 9,188	\$ 20,803	\$ -	\$ 10,241	\$ 5,347	\$ 4,768	\$ 50,347	
Medical	\$ 7,543	\$ 53,751	\$ -	\$ -	\$ 9,627	\$ 13,646	\$ 84,567	
Life, Dent, MC, WC	\$ 926	\$ 3,502	\$ -	\$ 828	\$ 833	\$ 991	\$ 7,080	
Purch Serv, Repairs, Phone, Post	\$ 2,794	\$ 360	\$ -	\$ 732	\$ 385	\$ 335	\$ 4,606	
Supplies	\$ 10,202	\$ -	\$ -	\$ -	\$ -	\$ -	\$ 10,202	
Food Costs	\$ -	\$ 120,749	\$ -	\$ 72,961	\$ 18,760	\$ 18,701	\$ 231,171	
Equipment	\$ 1,363	\$ -	\$ -	\$ -	\$ -	\$ -	\$ 1,363	
Other Costs	\$ -	\$ -	\$ -	\$ -	\$ -	\$ -	\$ -	
<b>Total Expenses</b>	<b>\$ 68,922</b>	<b>\$ 305,586</b>	<b>\$ -</b>	<b>\$ 143,552</b>	<b>\$ 67,132</b>	<b>\$ 66,399</b>	<b>\$ 651,591</b>	
<b>Net Gain (Loss)</b>	<b>\$ (58,721)</b>	<b>\$ 5,451</b>	<b>\$ -</b>	<b>\$ (23,812)</b>	<b>\$ 23,334</b>	<b>\$ 17,585</b>	<b>\$ (36,163)</b>	
							<b>Ending Cash Balance 2/29/24</b>	<b>\$ 291,482</b>

Start Date: 2/01/2026

End Date: 2/28/2026

## LEXINGTON LOCAL SCHOOLS Disbursement Summary Report

Reference Number	Check Number	Type	Date	Name	Vendor #	Status	Reconcile Date	Void Date	Amount
50310	101995	ACCOUNTS_P AYABLE	2/5/2026	A BOOK COMPANY, LLC	14353	RECONCILED	2/12/2026		\$ 1,555.07
50319	101996	ACCOUNTS_P AYABLE	2/5/2026	ALFRED NICKLES BAKERY	613	RECONCILED	2/11/2026		2,152.82
50303	101997	ACCOUNTS_P AYABLE	2/5/2026	AMAZON CAPITAL SERVICES	13575	RECONCILED	2/11/2026		296.71
50304	101998	ACCOUNTS_P AYABLE	2/5/2026	BRICKER GRAYDON LLP	10997	RECONCILED	2/18/2026		8,292.00
50305	101999	ACCOUNTS_P AYABLE	2/5/2026	BUCKEYE BAKERY	13103	RECONCILED	2/18/2026		112.10
50306	102000	ACCOUNTS_P AYABLE	2/5/2026	CALLAHAN DOOR SALES	5579	RECONCILED	2/10/2026		125.00
50307	102001	ACCOUNTS_P AYABLE	2/5/2026	CARDINAL BUS SALES & SERVICE	6515	RECONCILED	2/24/2026		203.12
50309	102002	ACCOUNTS_P AYABLE	2/5/2026	EAST SIDE JERSEY DAIRY	14205	RECONCILED	2/11/2026		4,668.65
50324	102003	ACCOUNTS_P AYABLE	2/5/2026	ELIZABETH A. RIEGEL	10733	RECONCILED	2/12/2026		480.00
50311	102004	ACCOUNTS_P AYABLE	2/5/2026	GIONINO'S PIZZERIA	9153	RECONCILED	2/12/2026		299.90
50312	102005	ACCOUNTS_P AYABLE	2/5/2026	GRAINGER	5843	RECONCILED	2/12/2026		227.52
50313	102006	ACCOUNTS_P AYABLE	2/5/2026	HILL INTERNATIO NAL TRUCKS	14024	RECONCILED	2/10/2026		865.06
50314	102007	ACCOUNTS_P AYABLE	2/5/2026	HILLYARD OHIO	13569	RECONCILED	2/18/2026		127.35
50316	102008	ACCOUNTS_P AYABLE	2/5/2026	JALEN JONES	13518	RECONCILED	2/6/2026		700.00
50315	102009	ACCOUNTS_P AYABLE	2/5/2026	KIMBALL MIDWEST	11066	RECONCILED	2/10/2026		74.00
50317	102010	ACCOUNTS_P AYABLE	2/5/2026	KRISTEN McPEEK	10355	RECONCILED	2/10/2026		464.45
50318	102011	ACCOUNTS_P AYABLE	2/5/2026	NATIONAL SCHOOL FORMS INC	13454	RECONCILED	2/17/2026		1,758.13
50302	102012	ACCOUNTS_P AYABLE	2/5/2026	NETWORK SERVICES COMPANY	10101	RECONCILED	2/17/2026		90.00
50320	102013	ACCOUNTS_P AYABLE	2/5/2026	OHIO ALLIANCE OF YMCA'S	13132	RECONCILED	2/24/2026		7,170.00
50321	102014	ACCOUNTS_P AYABLE	2/5/2026	OHIO HEALTH CONSORTIU M	10192	RECONCILED	2/9/2026		1,257.00
50322	102015	ACCOUNTS_P AYABLE	2/5/2026	PEPPLE & WAGGONER, LTD.	5883	RECONCILED	2/11/2026		1,326.00
50323	102016	ACCOUNTS_P AYABLE	2/5/2026	SAM'S CLUB DIRECT	5566	RECONCILED	2/17/2026		336.69
50308	102017	ACCOUNTS_P AYABLE	2/5/2026	STEPHEN F DOMKA	10173	RECONCILED	2/17/2026		522.00
50325	102018	ACCOUNTS_P AYABLE	2/5/2026	TREASURER, STATE OF OHIO	9906	RECONCILED	2/23/2026		100.00
50326	102019	ACCOUNTS_P AYABLE	2/5/2026	TRUCKPRO, LLC	13887	RECONCILED	2/12/2026		615.12
50331	102020	ACCOUNTS_P AYABLE	2/10/2026	AMAZON CAPITAL	13575	RECONCILED	2/18/2026		194.89

Start Date: 2/01/2026

End Date: 2/28/2026

## LEXINGTON LOCAL SCHOOLS Disbursement Summary Report

Reference Number	Check Number	Type	Date	Name	Vendor #	Status	Reconcile Date	Void Date	Amount
				SERVICES					
50333	102021	ACCOUNTS_P AYABLE	2/10/2026	AMERICAN EXPRESS	10314	RECONCILED	2/17/2026		\$ 706.96
50335	102022	ACCOUNTS_P AYABLE	2/10/2026	ANDON WADE	14329	OUTSTANDIN G			120.00
50349	102023	ACCOUNTS_P AYABLE	2/10/2026	BRIDGEWAY ACADEMY	11513	RECONCILED	2/19/2026		6,762.00
50351	102024	ACCOUNTS_P AYABLE	2/10/2026	CENTRAL OHIO TECHNICAL COLLEGE	14381	RECONCILED	2/19/2026		101.88
50338	102025	ACCOUNTS_P AYABLE	2/10/2026	CHRISTOPHER GLENNON	13459	RECONCILED	2/17/2026		400.00
50345	102026	ACCOUNTS_P AYABLE	2/10/2026	CLEAR FORK VALLEY (ATH)	11033	RECONCILED	2/17/2026		300.00
50329	102027	ACCOUNTS_P AYABLE	2/10/2026	COMDOC INC	13671	RECONCILED	2/20/2026		6,062.40
50355	102028	ACCOUNTS_P AYABLE	2/10/2026	CULLIGAN QUALITY WATER	610	RECONCILED	2/18/2026		39.00
50342	102029	ACCOUNTS_P AYABLE	2/10/2026	EVA MUMFORD	14273	OUTSTANDIN G			1,000.00
50337	102030	ACCOUNTS_P AYABLE	2/10/2026	FORGET-ME-NOT FLOWER SHOP, INC.	5460	RECONCILED	2/18/2026		109.00
50352	102031	ACCOUNTS_P AYABLE	2/10/2026	GRIFFIN SPORTS EQUIPMENT	13700	RECONCILED	2/18/2026		500.53
50346	102032	ACCOUNTS_P AYABLE	2/10/2026	JOHN DAVIS	14351	RECONCILED	2/17/2026		50.00
50332	102033	ACCOUNTS_P AYABLE	2/10/2026	LEXIA LEARNING SYSTEMS, LLC	14286	OUTSTANDIN G			4,300.00
50348	102034	ACCOUNTS_P AYABLE	2/10/2026	LOUIS MICHAEL TOMMELLEO	6176	RECONCILED	2/20/2026		280.00
50328	102035	ACCOUNTS_P AYABLE	2/10/2026	MANSFIELD CITY SCHOOLS	5990	RECONCILED	2/26/2026		86.00
50340	102036	ACCOUNTS_P AYABLE	2/10/2026	MARGARETT A LOCAL SCHOOLS	13614	RECONCILED	2/23/2026		45.00
50347	102037	ACCOUNTS_P AYABLE	2/10/2026	MASI, GRACIE	14382	OUTSTANDIN G			1,000.00
50350	102038	ACCOUNTS_P AYABLE	2/10/2026	MID-OHIO ED. SERVICE CENTER	69	RECONCILED	2/19/2026		73.31
50357	102039	ACCOUNTS_P AYABLE	2/10/2026	MONROEVILLE LOCAL SCHOOLS	11850	RECONCILED	2/20/2026		250.00
50353	102040	ACCOUNTS_P AYABLE	2/10/2026	OHIO ALLIANCE OF YMCA'S	13132	OUTSTANDIN G			1,400.00
50339	102041	ACCOUNTS_P AYABLE	2/10/2026	QUENCH USA INC	9919	RECONCILED	2/18/2026		53.59
50356	102042	ACCOUNTS_P AYABLE	2/10/2026	RIVER VALLEY LOCAL SCHOOLS	10144	RECONCILED	2/20/2026		275.00
50336	102043	ACCOUNTS_P AYABLE	2/10/2026	ROBOTICS EDUCATION &	13491	RECONCILED	2/26/2026		195.00
50343	102044	ACCOUNTS_P AYABLE	2/10/2026	SCOUT	14380	RECONCILED	2/25/2026		798.00

Start Date: 2/01/2026

End Date: 2/28/2026

## LEXINGTON LOCAL SCHOOLS Disbursement Summary Report

Reference Number	Check Number	Type	Date	Name	Vendor #	Status	Reconcile Date	Void Date	Amount
50341	102045	ACCOUNTS_P AYABLE	2/10/2026	SPARKJOY ABA, LLC	14210	RECONCILED	2/19/2026		\$ 3,387.00
50344	102046	ACCOUNTS_P AYABLE	2/10/2026	TREASURER STATE OF OHIO	5996	RECONCILED	2/18/2026		210.00
50354	102047	ACCOUNTS_P AYABLE	2/10/2026	TREASURER, STATE OF OHIO	9906	RECONCILED	2/19/2026		407.40
50334	102048	ACCOUNTS_P AYABLE	2/10/2026	TREVIPAY	14358	RECONCILED	2/18/2026		35.96
50330	102049	ACCOUNTS_P AYABLE	2/10/2026	ULINE, INC	13664	RECONCILED	2/19/2026		176.69
50393	102050	ACCOUNTS_P AYABLE	2/17/2026	ALLIED SUPPLY CO, INC	11862	OUTSTANDIN G			170.13
50362	102051	ACCOUNTS_P AYABLE	2/17/2026	AMAZON CAPITAL SERVICES	13575	RECONCILED	2/24/2026		754.98
50366	102052	ACCOUNTS_P AYABLE	2/17/2026	BUCKEYE BAKERY	13103	OUTSTANDIN G			112.10
50385	102053	ACCOUNTS_P AYABLE	2/17/2026	CARDINAL BUS SALES & SERVICE	6515	RECONCILED	2/24/2026		415.36
50369	102054	ACCOUNTS_P AYABLE	2/17/2026	CLEARWATE R SYSTEMS	6230	RECONCILED	2/24/2026		184.00
50367	102055	ACCOUNTS_P AYABLE	2/17/2026	ELISHA LUCIER	13952	RECONCILED	2/23/2026		428.80
50382	102056	ACCOUNTS_P AYABLE	2/17/2026	ELIZABETH A. RIEGEL	10733	RECONCILED	2/25/2026		120.00
50360	102057	ACCOUNTS_P AYABLE	2/17/2026	FORGET-ME- NOT FLOWER SHOP,INC.	5460	RECONCILED	2/24/2026		114.00
50377	102058	ACCOUNTS_P AYABLE	2/17/2026	HD SUPPLY FACILITIES	6504	RECONCILED	2/26/2026		91.76
50361	102059	ACCOUNTS_P AYABLE	2/17/2026	HILL INTERNATIO NAL TRUCKS	14024	RECONCILED	2/23/2026		531.81
50373	102060	ACCOUNTS_P AYABLE	2/17/2026	J & B ACCOUSTICA L	1555	RECONCILED	2/20/2026		231.90
50374	102061	ACCOUNTS_P AYABLE	2/17/2026	JEFF EICHORN	13282	RECONCILED	2/19/2026		690.00
50370	102062	ACCOUNTS_P AYABLE	2/17/2026	JOHNEEN GORDON	13949	OUTSTANDIN G			50.00
50376	102063	ACCOUNTS_P AYABLE	2/17/2026	KELL ACE HARDWARE	8329	RECONCILED	2/24/2026		90.24
50388	102064	ACCOUNTS_P AYABLE	2/17/2026	KROGER COMPANY	5498	RECONCILED	2/25/2026		13.16
50380	102065	ACCOUNTS_P AYABLE	2/17/2026	LAURA BOEHM	14350	OUTSTANDIN G			53.87
50371	102066	ACCOUNTS_P AYABLE	2/17/2026	MAST LEPLEY	13734	RECONCILED	2/24/2026		84.09
50383	102067	ACCOUNTS_P AYABLE	2/17/2026	MENARDS	10810	RECONCILED	2/26/2026		80.52
50358	102068	ACCOUNTS_P AYABLE	2/17/2026	MID-OHIO ED. SERVICE CENTER	69	RECONCILED	2/23/2026		18,100.00
50365	102069	ACCOUNTS_P AYABLE	2/17/2026	NAPA	13723	RECONCILED	2/23/2026		637.52
50384	102070	ACCOUNTS_P AYABLE	2/17/2026	NEOnet	13973	RECONCILED	2/23/2026		232.40
50389	102071	ACCOUNTS_P AYABLE	2/17/2026	OMEA	8109	OUTSTANDIN G			245.00
50381	102072	ACCOUNTS_P AYABLE	2/17/2026	ONTARIO TRUCK CENTER	14290	RECONCILED	2/25/2026		179.55

Start Date: 2/01/2026

End Date: 2/28/2026

## LEXINGTON LOCAL SCHOOLS Disbursement Summary Report

Reference Number	Check Number	Type	Date	Name	Vendor #	Status	Reconcile Date	Void Date	Amount
50372	102073	ACCOUNTS_P AYABLE	2/17/2026	RENHILL GROUP, INC.	10075	RECONCILED	2/23/2026		\$ 13,841.63
50391	102074	ACCOUNTS_P AYABLE	2/17/2026	SAFEHOUSE MINISTRIES, INC	14363	RECONCILED	2/23/2026		3,800.00
50379	102075	ACCOUNTS_P AYABLE	2/17/2026	SCHOOL SPECIALTY	6538	OUTSTANDIN G			175.56
50390	102076	ACCOUNTS_P AYABLE	2/17/2026	SIESEL DISTRIBUTIN G	10297	RECONCILED	2/27/2026		801.35
50359	102077	ACCOUNTS_P AYABLE	2/17/2026	SPECIALIZED EDUCATION OF OHIO, INC	13693	RECONCILED	2/25/2026		11,730.56
50364	102078	ACCOUNTS_P AYABLE	2/17/2026	STANTON SHEET MUSIC	22	RECONCILED	2/23/2026		584.75
50368	102079	ACCOUNTS_P AYABLE	2/17/2026	STEPHEN ALIA VISUAL DESIGN, LLC	14078	RECONCILED	2/24/2026		1,000.00
50386	102080	ACCOUNTS_P AYABLE	2/17/2026	THE OHIO STATE UNIVERSITY	11385	RECONCILED	2/25/2026		887.52
50378	102081	ACCOUNTS_P AYABLE	2/17/2026	TRANSPORTA TION ACCESSORIE S CO.	819	RECONCILED	2/24/2026		629.42
50387	102082	ACCOUNTS_P AYABLE	2/17/2026	TRUCKPRO, LLC	13887	RECONCILED	2/23/2026		33.18
50392	102083	ACCOUNTS_P AYABLE	2/17/2026	TRUENORTH FIRE PROTECTION	13812	RECONCILED	2/23/2026		1,254.32
50375	102084	ACCOUNTS_P AYABLE	2/17/2026	VIDONISH STUDIOS	11366	RECONCILED	2/25/2026		409.06
50363	102085	ACCOUNTS_P AYABLE	2/17/2026	VILLAGE OF LEXINGTON	704	RECONCILED	2/24/2026		3,414.45
50394	102086	REFUND	2/17/2026	OHIO CARDINAL CONFERENC E	7823	OUTSTANDIN G			904.00
50413	102087	ACCOUNTS_P AYABLE	2/20/2026	CULLIGAN QUALITY WATER	610	OUTSTANDIN G			353.00
50426	102088	ACCOUNTS_P AYABLE	2/20/2026	RICHLAND PUBLIC HEALTH	624	RECONCILED	2/27/2026		1,025.00
50432	102089	ACCOUNTS_P AYABLE	2/20/2026	TRANSPORTA TION ACCESSORIE S CO.	819	OUTSTANDIN G			673.70
50401	102090	ACCOUNTS_P AYABLE	2/20/2026	AWARDSMIT H	1370	OUTSTANDIN G			54.00
50409	102091	ACCOUNTS_P AYABLE	2/20/2026	BUREAU OF EDUCATION & RESEARCH	3210	OUTSTANDIN G			2,260.00
50408	102092	ACCOUNTS_P AYABLE	2/20/2026	GRAINGER	5843	RECONCILED	2/27/2026		153.71
50424	102093	ACCOUNTS_P AYABLE	2/20/2026	PIONEER CAREER & TECHNOLOG Y CENTER	6280	RECONCILED	2/26/2026		62.50
50429	102094	ACCOUNTS_P AYABLE	2/20/2026	SHELLEY GRIFFITH	6875	OUTSTANDIN G			49.25
50431	102095	ACCOUNTS_P AYABLE	2/20/2026	ARMSTRONG TOOL & SUPPLY	7211	RECONCILED	2/27/2026		2,856.27

## LEXINGTON LOCAL SCHOOLS Disbursement Summary Report

Reference Number	Check Number	Type	Date	Name	Vendor #	Status	Reconcile Date	Void Date	Amount
50427	102096	ACCOUNTS_P AYABLE	2/20/2026	STEPHANIE BLACKSTON E	7728	OUTSTANDIN G			\$ 29.25
50404	102097	ACCOUNTS_P AYABLE	2/20/2026	OHIO BIRD SANCTUARY	8388	OUTSTANDIN G			700.00
50428	102098	ACCOUNTS_P AYABLE	2/20/2026	WOLFF BROS. SUPPLY, INC.	8585	OUTSTANDIN G			268.54
50411	102099	ACCOUNTS_P AYABLE	2/20/2026	RYAN KNUCKLES	10079	RECONCILED	2/25/2026		320.00
50405	102100	ACCOUNTS_P AYABLE	2/20/2026	RIVER VALLEY LOCAL SCHOOLS	10144	OUTSTANDIN G			450.00
50420	102101	ACCOUNTS_P AYABLE	2/20/2026	SIESEL DISTRIBUTIN G	10297	OUTSTANDIN G			2,652.57
50442	102102	ACCOUNTS_P AYABLE	2/20/2026	TRACEY PINKELMAN	10653	OUTSTANDIN G			26.97
50414	102103	ACCOUNTS_P AYABLE	2/20/2026	SUNGRAPHI CS INC.	10672	OUTSTANDIN G			245.64
50433	102104	ACCOUNTS_P AYABLE	2/20/2026	ELIZABETH A. RIEGEL	10733	OUTSTANDIN G			180.00
50400	102105	ACCOUNTS_P AYABLE	2/20/2026	MENARDS	10810	OUTSTANDIN G			128.83
50445	102106	ACCOUNTS_P AYABLE	2/20/2026	O.E. MEYER COMPANY	10829	OUTSTANDIN G			15.23
50439	102107	ACCOUNTS_P AYABLE	2/20/2026	BRICKER GRAYDON LLP	10997	OUTSTANDIN G			100.00
50417	102108	ACCOUNTS_P AYABLE	2/20/2026	NORWALK HIGH SCHOOL	11031	OUTSTANDIN G			135.00
50423	102109	ACCOUNTS_P AYABLE	2/20/2026	KIMBALL MIDWEST	11066	RECONCILED	2/27/2026		915.35
50443	102110	ACCOUNTS_P AYABLE	2/20/2026	EQUIPARTS	11070	RECONCILED	2/27/2026		699.22
50438	102111	ACCOUNTS_P AYABLE	2/20/2026	ORRVILLE CITY SCHOOLS	11158	OUTSTANDIN G			75.00
50441	102112	ACCOUNTS_P AYABLE	2/20/2026	THE REHAB CENTER	11246	OUTSTANDIN G			18,716.25
50410	102113	ACCOUNTS_P AYABLE	2/20/2026	RUMPKE	11508	OUTSTANDIN G			2,872.74
50418	102114	ACCOUNTS_P AYABLE	2/20/2026	CINDY COWLES	11515	OUTSTANDIN G			14,267.40
50412	102115	ACCOUNTS_P AYABLE	2/20/2026	DRC ACCOUNTS RECEIVABLE	11800	OUTSTANDIN G			766.84
50406	102116	ACCOUNTS_P AYABLE	2/20/2026	LIZ SAVKA	12167	OUTSTANDIN G			34.74
50416	102117	ACCOUNTS_P AYABLE	2/20/2026	OHIO.NET INTERNET PROVIDERS	13038	OUTSTANDIN G			456.75
50425	102118	ACCOUNTS_P AYABLE	2/20/2026	BUCKEYE BAKERY	13103	OUTSTANDIN G			112.10
50421	102119	ACCOUNTS_P AYABLE	2/20/2026	GARDINER	13117	OUTSTANDIN G			2,594.50
50446	102120	ACCOUNTS_P AYABLE	2/20/2026	TWO2 ENTERPRISE S LLC	13135	OUTSTANDIN G			1,079.99
50437	102121	ACCOUNTS_P AYABLE	2/20/2026	KELLI CATANESE	13368	OUTSTANDIN G			117.16
50444	102122	ACCOUNTS_P AYABLE	2/20/2026	HILLYARD OHIO	13569	OUTSTANDIN G			359.20
50402	102123	ACCOUNTS_P	2/20/2026	AMAZON	16 13575	OUTSTANDIN			1,427.23

Start Date: 2/01/2026

End Date: 2/28/2026

## LEXINGTON LOCAL SCHOOLS Disbursement Summary Report

Reference Number	Check Number	Type	Date	Name	Vendor #	Status	Reconcile Date	Void Date	Amount
		AYABLE		CAPITAL SERVICES		G			
50447	102124	ACCOUNTS_P AYABLE	2/20/2026	ULINE, INC	13664	OUTSTANDIN G			\$ 56.44
50430	102125	ACCOUNTS_P AYABLE	2/20/2026	NAPA	13723	OUTSTANDIN G			22.40
50422	102126	ACCOUNTS_P AYABLE	2/20/2026	BRIDGEWAY THERAPY CENTER	13818	OUTSTANDIN G			1,441.25
50415	102127	ACCOUNTS_P AYABLE	2/20/2026	LANA HILL	13892	OUTSTANDIN G			379.24
50407	102128	ACCOUNTS_P AYABLE	2/20/2026	XEROX FINANCIAL SERVICES	13945	OUTSTANDIN G			2,409.35
50403	102129	ACCOUNTS_P AYABLE	2/20/2026	ELISHA LUCIER	13952	OUTSTANDIN G			428.80
50419	102130	ACCOUNTS_P AYABLE	2/20/2026	JANIE ZEGER	14107	OUTSTANDIN G			21.99
50434	102131	ACCOUNTS_P AYABLE	2/20/2026	TRI-VALLEY HIGH SCHOOL	14111	RECONCILED	2/26/2026		120.00
50449	102132	ACCOUNTS_P AYABLE	2/20/2026	XEROX IT SOLUTIONS, INC	14297	OUTSTANDIN G			133.99
50440	102133	ACCOUNTS_P AYABLE	2/20/2026	DANYA DAVIS	14299	OUTSTANDIN G			103.96
50435	102134	ACCOUNTS_P AYABLE	2/20/2026	TREVIPAY	14358	OUTSTANDIN G			116.16
50448	102135	ACCOUNTS_P AYABLE	2/20/2026	NEARFALL LLC	14383	OUTSTANDIN G			2,455.00
50436	102136	ACCOUNTS_P AYABLE	2/20/2026	HAYLIEGH TUCKER	14384	OUTSTANDIN G			37.00
50450	102137	ACCOUNTS_P AYABLE	2/23/2026	JEFF EICHORN	13282	RECONCILED	2/23/2026		60.00
50457	102138	ACCOUNTS_P AYABLE	2/24/2026	GRADY ENTERPRISE S, INC.	9664	OUTSTANDIN G			1,210.58
50458	102139	ACCOUNTS_P AYABLE	2/24/2026	JEFF EICHORN	13282	OUTSTANDIN G			780.00
50460	102140	ACCOUNTS_P AYABLE	2/26/2026	AMAZON CAPITAL SERVICES	13575	OUTSTANDIN G			2,775.06
50473	102141	ACCOUNTS_P AYABLE	2/26/2026	AMERICAN ELECTRIC POWER	701	OUTSTANDIN G			37,281.38
50492	102142	ACCOUNTS_P AYABLE	2/26/2026	BELLVILLE LIONS CLUB	14021	OUTSTANDIN G			120.00
50482	102143	ACCOUNTS_P AYABLE	2/26/2026	BRUCE DEWEY	13767	OUTSTANDIN G			90.58
50483	102144	ACCOUNTS_P AYABLE	2/26/2026	BSN SPORTS LLC	3327	OUTSTANDIN G			39.90
50465	102145	ACCOUNTS_P AYABLE	2/26/2026	BUCKEYE BAKERY	13103	OUTSTANDIN G			112.10
50476	102146	ACCOUNTS_P AYABLE	2/26/2026	CBIZ BENEFITS & INSURANCE	8780	OUTSTANDIN G			2,750.00
50474	102147	ACCOUNTS_P AYABLE	2/26/2026	COMDOC INC	13671	OUTSTANDIN G			213.00
50469	102148	ACCOUNTS_P AYABLE	2/26/2026	ELISHA LUCIER	13952	OUTSTANDIN G			321.60
50462	102149	ACCOUNTS_P AYABLE	2/26/2026	GPD GROUP	14328	OUTSTANDIN G			77,234.00
50488	102150	ACCOUNTS_P AYABLE	2/26/2026	HEALTHCARE BILLING SERVICES	11018	OUTSTANDIN G			148.41
50471	102151	ACCOUNTS_P	2/26/2026	J.W. PEPPER <sup>17</sup>	11630	OUTSTANDIN			225.98

Start Date: 2/01/2026

End Date: 2/28/2026

## LEXINGTON LOCAL SCHOOLS Disbursement Summary Report

Reference Number	Check Number	Type	Date	Name	Vendor #	Status	Reconcile Date	Void Date	Amount
50491	102152	AYABLE ACCOUNTS_P	2/26/2026	& SONS, INC JOSTENS	10830	OUTSTANDIN G			\$ 40.00
50477	102153	AYABLE ACCOUNTS_P	2/26/2026	KNOX COUNTY ESC	8555	OUTSTANDIN G			4,593.89
50475	102154	AYABLE ACCOUNTS_P	2/26/2026	MID-OHIO ED. SERVICE CENTER	69	OUTSTANDIN G			6,570.00
50478	102155	AYABLE ACCOUNTS_P	2/26/2026	MONROEVIL LE FREIGHTLIN ER, INC	13474	OUTSTANDIN G			333.60
50459	102156	AYABLE ACCOUNTS_P	2/26/2026	NEW LEXINGTON LOCAL SCHOOLS	11743	OUTSTANDIN G			160.00
50485	102157	AYABLE ACCOUNTS_P	2/26/2026	NIKOLE RINGER	13840	OUTSTANDIN G			56.85
50480	102158	AYABLE ACCOUNTS_P	2/26/2026	NORDONIA HIGH SCHOOL	14385	OUTSTANDIN G			175.00
50490	102159	AYABLE ACCOUNTS_P	2/26/2026	NORTHWEST ERN LOCAL SCHOOL DISTRICT	14386	OUTSTANDIN G			275.00
50484	102160	AYABLE ACCOUNTS_P	2/26/2026	NRG BUSINESS MARKETING	11543	OUTSTANDIN G			13,573.60
50495	102161	AYABLE ACCOUNTS_P	2/26/2026	OMEA	8109	OUTSTANDIN G			245.00
50472	102162	AYABLE ACCOUNTS_P	2/26/2026	PEPPLE & WAGGONER, LTD.	5883	OUTSTANDIN G			640.00
50470	102163	AYABLE ACCOUNTS_P	2/26/2026	PIONEER MANUFACTU RING CO.	1020	OUTSTANDIN G			1,368.92
50481	102164	AYABLE ACCOUNTS_P	2/26/2026	SAM'S CLUB DIRECT	5566	OUTSTANDIN G			150.00
50486	102165	AYABLE ACCOUNTS_P	2/26/2026	SCHOOL HEALTH CORPORATIO N	7533	OUTSTANDIN G			1,243.90
50493	102166	AYABLE ACCOUNTS_P	2/26/2026	SCHOOL SPECIALTY	6538	OUTSTANDIN G			734.07
50463	102167	AYABLE ACCOUNTS_P	2/26/2026	SHAR PRODUCTS CO	11549	OUTSTANDIN G			225.90
50467	102168	AYABLE ACCOUNTS_P	2/26/2026	SMETZ'S TIRE SERVICE CENTER	10453	OUTSTANDIN G			2,256.65
50479	102169	AYABLE ACCOUNTS_P	2/26/2026	STACY DAVIS	7512	OUTSTANDIN G			15.28
50489	102170	AYABLE ACCOUNTS_P	2/26/2026	STANTON SHEET MUSIC	22	OUTSTANDIN G			312.35
50487	102171	AYABLE ACCOUNTS_P	2/26/2026	SWEETWATE R EDUCATION	10274	OUTSTANDIN G			4,000.00
50464	102172	AYABLE ACCOUNTS_P	2/26/2026	THE LIBRARY STORE	2755	OUTSTANDIN G			80.95
50494	102173	AYABLE ACCOUNTS_P	2/26/2026	THE OHIO STATE UNIVERSITY	11385	OUTSTANDIN G			78.25
50461	102174	AYABLE ACCOUNTS_P	2/26/2026	THE REHAB CENTER	11246	OUTSTANDIN G			39,898.75

Start Date: 2/01/2026

End Date: 2/28/2026

## LEXINGTON LOCAL SCHOOLS Disbursement Summary Report

Reference Number	Check Number	Type	Date	Name	Vendor #	Status	Reconcile Date	Void Date	Amount
50466	102175	ACCOUNTS_P AYABLE	2/26/2026	VERIZON WIRELESS	7415	OUTSTANDIN G			\$ 534.66
50468	102176	ACCOUNTS_P AYABLE	2/26/2026	WESTMINST ER TECHNOLOG IES LLC	13300	OUTSTANDIN G			215.17
50497	102177	ACCOUNTS_P AYABLE	2/27/2026	LEXINGTON ATHLETIC DEPT.	3520	OUTSTANDIN G			1,480.00
50327	692537	ACCOUNTS_P AYABLE	2/10/2026	GORDON FOOD SERVICE	900652	RECONCILED	2/10/2026		27,900.46
50395	692538	ACCOUNTS_P AYABLE	2/18/2026	LEXINGTON SCHOOLS - PAYROLL	900934	RECONCILED	2/18/2026		8,575.79
50398	692539	ACCOUNTS_P AYABLE	2/18/2026	MEMO- S.E.R.S.	900997	RECONCILED	2/18/2026		2,619.32
50397	692540	ACCOUNTS_P AYABLE	2/18/2026	MEMO- S.T.R.S.	900998	RECONCILED	2/18/2026		8,662.15
50399	692541	ACCOUNTS_P AYABLE	2/18/2026	OHIO BUREAU OF WORKERS'	900932	RECONCILED	2/18/2026		402.00
50453	692542	ACCOUNTS_P AYABLE	2/23/2026	ANTHEM BENEFIT SERVICES	900902	RECONCILED	2/23/2026		420,752.27
50454	692543	ACCOUNTS_P AYABLE	2/23/2026	MEMO- S.E.R.S.	900997	RECONCILED	2/23/2026		54,961.67
50452	692544	ACCOUNTS_P AYABLE	2/23/2026	MEMO- S.T.R.S.	900998	RECONCILED	2/23/2026		148,314.15
50455	692545	ACCOUNTS_P AYABLE	2/23/2026	LEXINGTON SCHOOLS - PAYROLL	900934	RECONCILED	2/23/2026		8,652.09
50451	692546	PAYROLL	2/17/2026	LEXINGTON LOCAL SCHOOLS		RECONCILED	2/17/2026		648,560.57
50396	692547	PAYROLL	2/3/2026	LEXINGTON LOCAL SCHOOLS		RECONCILED	2/3/2026		642,473.41
50456	692548	ACCOUNTS_P AYABLE	2/24/2026	MEMO-MID OHIO ESC	900069	RECONCILED	2/24/2026		144,982.59
50496	692549	ACCOUNTS_P AYABLE	2/18/2026	COLUMBIA GAS	11662	RECONCILED	2/18/2026		7,086.89
<b>Grand Total</b>									<b>\$ 2,517,738.54</b>

Reporting Period: March 2026 (FY 2026)

3/3/26 3:08 PM

Start Date: 2/01/2026

End Date: 2/28/2026

## LEXINGTON LOCAL SCHOOLS Receipts Ledger Report

Receipt #	Line #	Date	Type	Description	Full Account Code	Amount
<b>Fund: 001</b>						
<b>Receipt: 1111</b>						
80859	1	2/10/2026	RC	Prop Tax Adv - Richland Genera	001-1111-0000-000000-000	\$ 347,130.00
80859	2	2/10/2026	RC	Prop Tax Adv Richland Emerg	001-1111-0000-000000-000	167,110.00
						<b>\$ 514,240.00</b>
<b>Receipt: 1211</b>						
80836	1	2/2/2026	RC	Preschool tuition	001-1211-0000-000000-500	1,205.00
80850	1	2/5/2026	RC	Tuition	001-1211-0000-000000-000	790.68
80856	1	2/6/2026	RC	Preschool tuition	001-1211-0000-000000-500	630.00
80904	1	2/10/2026	RC	Preschool tuition	001-1211-0000-000000-500	1,000.00
80867	1	2/13/2026	RC	Tuition	001-1211-0000-000000-000	3,162.72
80877	1	2/18/2026	RC	Preschool tuition	001-1211-0000-000000-500	405.00
80878	1	2/18/2026	RC	Preschool tuition	001-1211-0000-000000-500	245.00
80894	1	2/27/2026	RC	Tuition	001-1211-0000-000000-000	790.68
						<b>\$ 8,229.08</b>
<b>Receipt: 1410</b>						
80907	1	2/28/2026	RC	Richland Bank Interest	001-1410-0000-000000-000	12,425.43
						<b>\$ 12,425.43</b>
<b>Receipt: 1740</b>						
80842	2	2/3/2026	RC	Central school fees	001-1740-0000-000000-400	24.00
80846	1	2/4/2026	RC	School fees	001-1740-0000-000000-100	117.00
80871	1	2/17/2026	RC	School fees	001-1740-0000-000000-200	27.00
80898	2	2/27/2026	RC	School Fees	001-1740-0000-000000-100	182.00
80905	1	2/27/2026	RC	HS Fees - Pay For It	001-1740-0000-000000-100	1,218.00
80905	2	2/27/2026	RC	Jr High Fees - Pay For It	001-1740-0000-000000-200	104.00
80905	3	2/27/2026	RC	Eastern Fees - Pay For It	001-1740-0000-000000-300	90.00
80905	4	2/27/2026	RC	Central Fees - Pay For It	001-1740-0000-000000-400	60.00
80905	5	2/27/2026	RC	Western Fees - Pay For It	001-1740-0000-000000-500	60.00
						<b>\$ 1,882.00</b>
<b>Receipt: 1810</b>						
80849	1	2/5/2026	RC	Building Rental - Custodial Reimb 5th Gr Girls BB	001-1810-0000-000000-000	324.47
						<b>\$ 324.47</b>
<b>Receipt: 1890</b>						
80851	1	2/5/2026	RC	Field Experience Reimb- Lourdes	001-1890-0000-000000-000	150.00
						<b>\$ 150.00</b>
<b>Receipt: 3110</b>						
80853	1	2/6/2026	RC	Base Cost	001-3110-0000-000000-000	210,284.92
80853	3	2/6/2026	RC	Targeted Assistance	001-3110-0000-000000-000	68,485.60
80853	4	2/6/2026	RC	Special Education Funding	001-3110-0000-000000-000	59,887.93

Reporting Period: March 2026 (FY 2026)

3/3/26 3:08 PM

Start Date: 2/01/2026

End Date: 2/28/2026

**LEXINGTON LOCAL SCHOOLS**  
**Receipts Ledger Report**

Receipt #	Line #	Date	Type	Description	Full Account Code	Amount	
80853	8	2/6/2026	RC	Supplement Targeted Assistance	001-3110-0000-000000-000	\$ 0.00	
80853	9	2/6/2026	RC	Temporary Transitional Aid Guarantee	001-3110-0000-000000-000	(3,811.81)	
80853	11	2/6/2026	RC	Transportation	001-3110-0000-000000-000	32,793.58	
80853	12	2/6/2026	RC	Formula Transition Supplement	001-3110-0000-000000-000	0.00	
80853	13	2/6/2026	RC	Base Funding Supplement	001-3110-0000-000000-000	2,362.95	
80853	14	2/6/2026	RC	Performance Supplement	001-3110-0000-000000-000	4,550.87	
80853	15	2/6/2026	RC	Preschool Special Educ Funding	001-3110-0000-000000-000	21,163.64	
80853	16	2/6/2026	RC	Special Educ Transportation	001-3110-0000-000000-000	4,228.29	
80853	21	2/6/2026	RC	JV01 FY2025 Final #1 Traditional School Districts	001-3110-0000-000000-000	(662.67)	
80882	1	2/20/2026	RC	Base Cost	001-3110-0000-000000-000	209,663.59	
80882	3	2/20/2026	RC	Targeted Assistance	001-3110-0000-000000-000	57,939.06	
80882	4	2/20/2026	RC	Special Education Funding	001-3110-0000-000000-000	42,559.88	
80882	8	2/20/2026	RC	Supplement Targeted Assistance	001-3110-0000-000000-000	0.00	
80882	9	2/20/2026	RC	Temporary Transitional Aid Guarantee	001-3110-0000-000000-000	(488.21)	
80882	11	2/20/2026	RC	Transportation	001-3110-0000-000000-000	32,793.58	
80882	12	2/20/2026	RC	Formula Transition Supplement	001-3110-0000-000000-000	0.00	
80882	13	2/20/2026	RC	Base Funding Supplement	001-3110-0000-000000-000	2,354.26	
80882	14	2/20/2026	RC	Performance Supplement	001-3110-0000-000000-000	4,534.13	
80882	15	2/20/2026	RC	Preschool Special Educ Funding	001-3110-0000-000000-000	5,398.39	
80882	16	2/20/2026	RC	Special Educ Transportation	001-3110-0000-000000-000	4,228.29	
80882	21	2/20/2026	RC	JV01 FY2025 Final #1 Traditional School Districts	001-3110-0000-000000-000	(662.66)	
						<b>\$ 757,603.61</b>	
<b>Receipt:</b>	<b>3211</b>						
80853	5	2/6/2026	RC	Economic Disadvantaged Funding	001-3211-0000-000000-000	3,403.53	
80882	5	2/20/2026	RC	Economic Disadvantaged Funding	001-3211-0000-000000-000	3,433.28	
						<b>\$ 6,836.81</b>	
<b>Receipt:</b>	<b>3215</b>						
80853	10	2/6/2026	RC	Career Tech Education Funding	001-3215-0000-000000-000	104.48	
80882	10	2/20/2026	RC	Career Tech Education Funding	001-3215-0000-000000-000	104.45	
						<b>\$ 208.93</b>	
<b>Receipt:</b>	<b>3216</b>						
80853	7	2/6/2026	RC	Gifted Education Funding	001-3216-0000-000000-000	4,345.56	
80882	7	2/20/2026	RC	Gifted Education Funding	001-3216-0000-000000-000	4,368.82	
						<b>\$ 8,714.38</b>	
<b>Receipt:</b>	<b>3217</b>						
80853	6	2/6/2026	RC	English Learners Funding	001-3217-0000-000000-000	(1.54)	
80882	6	2/20/2026	RC	English Learners Funding	001-3217-0000-000000-000	(1.55)	
						<b>\$ (3.09)</b>	

Reporting Period: March 2026 (FY 2026)

3/3/26 3:08 PM

Start Date: 2/01/2026

End Date: 2/28/2026

**LEXINGTON LOCAL SCHOOLS**  
**Receipts Ledger Report**

Receipt #	Line #	Date	Type	Description	Full Account Code	Amount
<b>Receipt: 3218</b>						
80853	2	2/6/2026	RC	Base Cost - Student Wellness and Success	001-3218-0000-000000-000	\$ 10,601.40
80882	2	2/20/2026	RC	Base Cost - Student Wellness and Success	001-3218-0000-000000-000	10,570.07
						<b>\$ 21,171.47</b>
<b>Receipt: 3300</b>						
80901	1	2/27/2026	RC	MEDICAID Recd - 2/12	001-3300-0000-000000-000	268.71
80901	2	2/27/2026	RC	MEDICAID Recd - 2/20	001-3300-0000-000000-000	255.15
80901	3	2/27/2026	RC	MEDICAID Recd - 2/26	001-3300-0000-000000-000	1,718.78
						<b>\$ 2,242.64</b>
						<b>\$ 1,334,025.73</b>
<b>Fund: 002</b>						
<b>Receipt: 1111</b>						
80859	3	2/10/2026	RC	Prop Tax Adv Richland Bond Ret	002-1111-0000-000000-000	109,400.00
						<b>\$ 109,400.00</b>
						<b>\$ 109,400.00</b>
<b>Fund: 003</b>						
<b>Receipt: 1111</b>						
80859	4	2/10/2026	RC	Prop Tax Adv Richland Perm Imp	003-1111-0000-000000-000	26,300.00
						<b>\$ 26,300.00</b>
						<b>\$ 26,300.00</b>
<b>Fund: 004</b>						
<b>Receipt: 1410</b>						
80907	6	2/28/2026	RC	LFI Fund	004-1410-0000-000000-000	1,783.18
						<b>\$ 1,783.18</b>
						<b>\$ 1,783.18</b>
<b>Fund: 006</b>						
<b>Receipt: 1410</b>						
80907	4	2/28/2026	RC	Richland Bank Interest	006-1410-0000-000000-000	699.07
						<b>\$ 699.07</b>
<b>Receipt: 1511</b>						
80854	21	2/6/2026	RC	HS/JH Breakfast	006-1511-0000-000000-100	364.25
80854	22	2/6/2026	RC	Eastern Breakfast	006-1511-0000-000000-300	53.25
80854	23	2/6/2026	RC	Central Breakfast	006-1511-0000-000000-400	61.50
80854	24	2/6/2026	RC	Western Breakfast	006-1511-0000-000000-500	129.00
80864	21	2/13/2026	RC	HS/JH Breakfast	006-1511-0000-000000-100	590.75
80864	22	2/13/2026	RC	Eastern Breakfast	006-1511-0000-000000-300	55.50
80864	23	2/13/2026	RC	Central Breakfast	006-1511-0000-000000-400	63.00
80864	24	2/13/2026	RC	Western Breakfast	006-1511-0000-000000-500	129.00
80883	21	2/20/2026	RC	HS/JH Breakfast	006-1511-0000-000000-100	474.50
80883	22	2/20/2026	RC	Eastern Breakfast	006-1511-0000-000000-300	30.00

Reporting Period: March 2026 (FY 2026)

Start Date: 2/01/2026

End Date: 2/28/2026

3/3/26 3:08 PM

### LEXINGTON LOCAL SCHOOLS Receipts Ledger Report

Receipt #	Line #	Date	Type	Description	Full Account Code	Amount
80883	23	2/20/2026	RC	Central Breakfast	006-1511-0000-000000-400	\$ 42.00
80883	24	2/20/2026	RC	Western Breakfast	006-1511-0000-000000-500	120.75
80896	21	2/27/2026	RC	HS/JH Breakfast	006-1511-0000-000000-100	386.50
80896	22	2/27/2026	RC	Eastern Breakfast	006-1511-0000-000000-300	47.25
80896	23	2/27/2026	RC	Central Breakfast	006-1511-0000-000000-400	51.00
80896	24	2/27/2026	RC	Western Breakfast	006-1511-0000-000000-500	123.75
						<b>\$ 2,722.00</b>
<b>Receipt:</b>	<b>1512</b>					
80854	1	2/6/2026	RC	HS/JH Stu. Type A	006-1512-0000-000000-100	3,643.50
80854	5	2/6/2026	RC	HS/JH ROA Stu. Type A	006-1512-0000-000000-100	(4,812.50)
80854	6	2/6/2026	RC	Eastern Stu. Type A	006-1512-0000-000000-300	1,492.00
80854	10	2/6/2026	RC	Eastern ROA Stu. Type A	006-1512-0000-000000-300	(1,700.90)
80854	11	2/6/2026	RC	Central Stu. Type A	006-1512-0000-000000-400	1,044.00
80854	15	2/6/2026	RC	Central ROA Stu. Type A	006-1512-0000-000000-400	(834.00)
80854	16	2/6/2026	RC	Western Stu. Type A	006-1512-0000-000000-500	1,107.00
80854	20	2/6/2026	RC	Western ROA Stu. Type A	006-1512-0000-000000-500	(1,050.85)
80864	1	2/13/2026	RC	HS/JH Stu. Type A	006-1512-0000-000000-100	4,480.00
80864	5	2/13/2026	RC	HS/JH ROA Stu. Type A	006-1512-0000-000000-100	(7,022.35)
80864	6	2/13/2026	RC	Eastern Stu. Type A	006-1512-0000-000000-300	1,960.00
80864	10	2/13/2026	RC	Eastern ROA Stu. Type A	006-1512-0000-000000-300	(2,070.65)
80864	11	2/13/2026	RC	Central Stu. Type A	006-1512-0000-000000-400	1,356.00
80864	15	2/13/2026	RC	Central ROA Stu. Type A	006-1512-0000-000000-400	(1,111.65)
80864	16	2/13/2026	RC	Western Stu. Type A	006-1512-0000-000000-500	1,461.00
80864	20	2/13/2026	RC	Western ROA Stu. Type A	006-1512-0000-000000-500	(1,484.50)
80883	1	2/20/2026	RC	HS/JH Stu. Type A	006-1512-0000-000000-100	4,302.00
80883	5	2/20/2026	RC	HS/JH ROA Stu. Type A	006-1512-0000-000000-100	(6,317.95)
80883	6	2/20/2026	RC	Eastern Stu. Type A	006-1512-0000-000000-300	1,732.25
80883	10	2/20/2026	RC	Eastern ROA Stu. Type A	006-1512-0000-000000-300	(1,720.85)
80883	11	2/20/2026	RC	Central Stu. Type A	006-1512-0000-000000-400	1,245.00
80883	15	2/20/2026	RC	Central ROA Stu. Type A	006-1512-0000-000000-400	(1,136.50)
80883	16	2/20/2026	RC	Western Stu. Type A	006-1512-0000-000000-500	1,296.00
80883	20	2/20/2026	RC	Western ROA Stu. Type A	006-1512-0000-000000-500	(1,349.75)
80896	1	2/27/2026	RC	HS/JH Stu. Type A	006-1512-0000-000000-100	3,367.00
80896	5	2/27/2026	RC	HS/JH ROA Stu. Type A	006-1512-0000-000000-100	(5,001.75)
80896	6	2/27/2026	RC	Eastern Stu. Type A	006-1512-0000-000000-300	1,465.00
80896	10	2/27/2026	RC	Eastern ROA Stu. Type A	006-1512-0000-000000-300	(1,521.35)
80896	11	2/27/2026	RC	Central Stu. Type A	006-1512-0000-000000-400	1,014.00
80896	15	2/27/2026	RC	Central ROA Stu. Type A	006-1512-0000-000000-400	(954.40)
80896	16	2/27/2026	RC	Western Stu. Type A	006-1512-0000-000000-500	1,029.00
80896	20	2/27/2026	RC	Western ROA Stu. Type A	006-1512-0000-000000-500	(1,088.50)

Reporting Period: March 2026 (FY 2026)

Start Date: 2/01/2026

End Date: 2/28/2026

3/3/26 3:08 PM

## LEXINGTON LOCAL SCHOOLS Receipts Ledger Report

Receipt #	Line #	Date	Type	Description	Full Account Code	Amount
80905	6	2/27/2026	RC	HS Lunch - Pay For It	006-1512-0000-000000-100	\$ 21,606.30
80905	7	2/27/2026	RC	Jr High Lunch - Pay For It	006-1512-0000-000000-200	0.00
80905	8	2/27/2026	RC	Eastern Lunch - Pay For It	006-1512-0000-000000-300	6,626.92
80905	9	2/27/2026	RC	Central Lunch - Pay For It	006-1512-0000-000000-400	3,485.00
80905	10	2/27/2026	RC	Western Lunch - Pay For It	006-1512-0000-000000-500	4,370.50
						<b>\$ 28,904.02</b>
<b>Receipt:</b>	<b>1513</b>					
80854	3	2/6/2026	RC	HS/JH Stu. ALa Carte	006-1513-0000-000000-100	2,451.20
80854	8	2/6/2026	RC	Eastern Stu. Ala Carte	006-1513-0000-000000-300	299.90
80854	13	2/6/2026	RC	Central Stu. Ala Carte	006-1513-0000-000000-400	0.00
80854	18	2/6/2026	RC	Western Stu. Ala Carte	006-1513-0000-000000-500	0.00
80864	3	2/13/2026	RC	HS/JH Stu. ALa Carte	006-1513-0000-000000-100	3,261.00
80864	8	2/13/2026	RC	Eastern Stu. Ala Carte	006-1513-0000-000000-300	454.90
80864	13	2/13/2026	RC	Central Stu. Ala Carte	006-1513-0000-000000-400	28.50
80864	18	2/13/2026	RC	Western Stu. Ala Carte	006-1513-0000-000000-500	0.00
80883	3	2/20/2026	RC	HS/JH Stu. ALa Carte	006-1513-0000-000000-100	3,007.30
80883	8	2/20/2026	RC	Eastern Stu. Ala Carte	006-1513-0000-000000-300	424.00
80883	13	2/20/2026	RC	Central Stu. Ala Carte	006-1513-0000-000000-400	53.00
80883	18	2/20/2026	RC	Western Stu. Ala Carte	006-1513-0000-000000-500	0.00
80896	3	2/27/2026	RC	HS/JH Stu. ALa Carte	006-1513-0000-000000-100	2,518.40
80896	8	2/27/2026	RC	Eastern Stu. Ala Carte	006-1513-0000-000000-300	351.95
80896	13	2/27/2026	RC	Central Stu. Ala Carte	006-1513-0000-000000-400	0.90
80896	18	2/27/2026	RC	Western Stu. Ala Carte	006-1513-0000-000000-500	1.75
						<b>\$ 12,852.80</b>
<b>Receipt:</b>	<b>1514</b>					
80854	2	2/6/2026	RC	HS/JH Stu. Milk	006-1514-0000-000000-100	28.00
80854	7	2/6/2026	RC	Eastern Stu. Milk	006-1514-0000-000000-300	3.50
80854	12	2/6/2026	RC	Central Stu. Milk	006-1514-0000-000000-400	5.50
80854	17	2/6/2026	RC	Western Stu. Milk	006-1514-0000-000000-500	7.00
80864	2	2/13/2026	RC	HS/JH Stu. Milk	006-1514-0000-000000-100	38.00
80864	7	2/13/2026	RC	Eastern Stu. Milk	006-1514-0000-000000-300	4.00
80864	12	2/13/2026	RC	Central Stu. Milk	006-1514-0000-000000-400	6.00
80864	17	2/13/2026	RC	Western Stu. Milk	006-1514-0000-000000-500	8.00
80883	2	2/20/2026	RC	HS/JH Stu. Milk	006-1514-0000-000000-100	36.50
80883	7	2/20/2026	RC	Eastern Stu. Milk	006-1514-0000-000000-300	2.50
80883	12	2/20/2026	RC	Central Stu. Milk	006-1514-0000-000000-400	5.50
80883	17	2/20/2026	RC	Western Stu. Milk	006-1514-0000-000000-500	7.50
80896	2	2/27/2026	RC	HS/JH Stu. Milk	006-1514-0000-000000-100	34.00
80896	7	2/27/2026	RC	Eastern Stu. Milk	006-1514-0000-000000-300	4.00
80896	12	2/27/2026	RC	Central Stu. Milk	006-1514-0000-000000-400	8.00

Reporting Period: March 2026 (FY 2026)

Start Date: 2/01/2026

End Date: 2/28/2026

3/3/26 3:08 PM

**LEXINGTON LOCAL SCHOOLS  
Receipts Ledger Report**

Receipt #	Line #	Date	Type	Description	Full Account Code	Amount
80896	17	2/27/2026	RC	Western Stu. Milk	006-1514-0000-000000-500	\$ 6.00
						<b>\$ 204.00</b>
<b>Receipt:</b>	<b>1523</b>					
80854	4	2/6/2026	RC	HS/JH Adult Ala Carte	006-1523-0000-000000-100	134.65
80854	9	2/6/2026	RC	Eastern Adult Ala Carte	006-1523-0000-000000-300	36.50
80854	14	2/6/2026	RC	Central Adult Ala Carte	006-1523-0000-000000-400	0.00
80854	19	2/6/2026	RC	Western Adult Ala Carte	006-1523-0000-000000-500	0.00
80864	4	2/13/2026	RC	HS/JH Adult Ala Carte	006-1523-0000-000000-100	207.80
80864	9	2/13/2026	RC	Eastern Adult Ala Carte	006-1523-0000-000000-300	57.50
80864	14	2/13/2026	RC	Central Adult Ala Carte	006-1523-0000-000000-400	0.90
80864	19	2/13/2026	RC	Western Adult Ala Carte	006-1523-0000-000000-500	4.50
80883	4	2/20/2026	RC	HS/JH Adult Ala Carte	006-1523-0000-000000-100	207.90
80883	9	2/20/2026	RC	Eastern Adult Ala Carte	006-1523-0000-000000-300	27.00
80883	14	2/20/2026	RC	Central Adult Ala Carte	006-1523-0000-000000-400	0.00
80883	19	2/20/2026	RC	Western Adult Ala Carte	006-1523-0000-000000-500	0.00
80896	4	2/27/2026	RC	HS/JH Adult Ala Carte	006-1523-0000-000000-100	152.65
80896	9	2/27/2026	RC	Eastern Adult Ala Carte	006-1523-0000-000000-300	16.15
80896	14	2/27/2026	RC	Central Adult Ala Carte	006-1523-0000-000000-400	0.00
80896	19	2/27/2026	RC	Western Adult Ala Carte	006-1523-0000-000000-500	0.00
						<b>\$ 845.55</b>
<b>Receipt:</b>	<b>3200</b>					
80873	1	2/13/2026	RC	State Reduced Meal Reimb High	006-3200-0000-000000-100	268.90
80873	2	2/13/2026	RC	State Reduced Meal Reimb Jr High	006-3200-0000-000000-200	0.00
80873	3	2/13/2026	RC	State Reduced Meal Reimb Central	006-3200-0000-000000-400	103.10
80873	4	2/13/2026	RC	State Reduced Meal Reimb East	006-3200-0000-000000-300	150.40
80873	5	2/13/2026	RC	State Reduced Meal Reimb Western	006-3200-0000-000000-500	92.70
						<b>\$ 615.10</b>
<b>Receipt:</b>	<b>4120</b>					
80881	1	2/20/2026	RC	Federal Reimb Lunch High	006-4120-0000-000000-100	13,771.96
80881	2	2/20/2026	RC	Federal Reimb Lunch Jr High	006-4120-0000-000000-200	0.00
80881	3	2/20/2026	RC	Federal Reimb Lunch Central	006-4120-0000-000000-400	6,045.68
80881	4	2/20/2026	RC	Federal Reimb Lunch East	006-4120-0000-000000-300	8,803.44
80881	5	2/20/2026	RC	Federal Reimb Lunch Western	006-4120-0000-000000-500	5,203.31
80881	6	2/20/2026	RC	Fed Reimb Breakfast - High	006-4120-0000-000000-100	1,218.28
80881	7	2/20/2026	RC	Federal Reimb Breakfast - Jr H	006-4120-0000-000000-200	0.00
80881	8	2/20/2026	RC	Federal Reimb Break - Central	006-4120-0000-000000-400	654.18
80881	9	2/20/2026	RC	Federal Reimb Break - East	006-4120-0000-000000-300	1,411.68
80881	10	2/20/2026	RC	Federal Reimb Break - Western	006-4120-0000-000000-500	696.96
						<b>\$ 37,805.49</b>
						<b>\$ 84,648.03</b>

Reporting Period: March 2026 (FY 2026)

Start Date: 2/01/2026

End Date: 2/28/2026

3/3/26 3:08 PM

## LEXINGTON LOCAL SCHOOLS Receipts Ledger Report

Receipt #	Line #	Date	Type	Description	Full Account Code	Amount
<b>Fund: 007</b>						
<b>Receipt: 1410</b>						
80907	5	2/28/2026	RC	Richland Bank Int - Minutemen	007-1410-9100-000000-000	\$ 334.06
						<b>\$ 334.06</b>
<b>Receipt: 1820</b>						
80851	2	2/5/2026	RC	Martin L. Hall Trust	007-1820-9100-000000-000	3,808.32
						<b>\$ 3,808.32</b>
						<b>\$ 4,142.38</b>
<b>Fund: 010</b>						
<b>Receipt: 1410</b>						
80907	7	2/28/2026	RC	Classroom Facilities Fund - Local	010-1410-9001-000000-000	9,816.92
80907	8	2/28/2026	RC	Classroom Facilities Fund - State	010-1410-9901-000000-000	9,220.24
						<b>\$ 19,037.16</b>
						<b>\$ 19,037.16</b>
<b>Fund: 018</b>						
<b>Receipt: 1620</b>						
80899	1	2/27/2026	RC	Flower Bouquet Sales	018-1620-9100-000000-000	338.00
						<b>\$ 338.00</b>
<b>Receipt: 1630</b>						
80841	1	2/3/2026	RC	Staff donations for Shirts	018-1630-9400-000000-000	15.79
80842	1	2/3/2026	RC	Central fees princ acct	018-1630-9400-000000-000	6.00
						<b>\$ 21.79</b>
<b>Receipt: 1690</b>						
80866	1	2/13/2026	RC	MD Coffee service	018-1690-9100-000000-000	145.25
80886	1	2/20/2026	RC	MD Coffee service	018-1690-9100-000000-000	198.00
80897	1	2/27/2026	RC	MD Coffee service	018-1690-9100-000000-000	206.16
80862	4	2/11/2026	RC	Box Tops	018-1690-9301-000000-300	42.70
80855	1	2/4/2026	RC	Pacific Life Foundation	018-1690-9400-000000-000	1,000.00
						<b>\$ 1,592.11</b>
<b>Receipt: 1820</b>						
80862	1	2/11/2026	RC	Kona Ice	018-1820-9300-000000-000	153.36
80903	1	2/20/2026	RC	Kona Ice	018-1820-9400-000000-000	178.75
						<b>\$ 332.11</b>
						<b>\$ 2,284.01</b>
<b>Fund: 019</b>						
<b>Receipt: 1890</b>						
80868	2	2/13/2026	RC	PTO Donation - Central	019-1890-9121-000000-000	1,725.00
80868	3	2/13/2026	RC	PTO Donation - Western	019-1890-9121-000000-000	1,600.00
80868	4	2/13/2026	RC	PTO Donation - Preschool	019-1890-9121-000000-000	300.00
80868	1	2/13/2026	RC	PTO Donation - Eastern	019-1890-9122-000000-000	2,535.00

Reporting Period: March 2026 (FY 2026)

Start Date: 2/01/2026

End Date: 2/28/2026

3/3/26 3:08 PM

### LEXINGTON LOCAL SCHOOLS Receipts Ledger Report

Receipt #	Line #	Date	Type	Description	Full Account Code	Amount
						<b>\$ 6,160.00</b>
						<b>\$ 6,160.00</b>
<b>Fund:</b>	<b>022</b>					
<b>Receipt:</b>	<b>1615</b>					
80892	1	2/27/2026	RC	OHSAA Boys BB Sectional Adm vs. Madison	022-1615-9601-000000-000	\$ 3,015.00
						<b>\$ 3,015.00</b>
						<b>\$ 3,015.00</b>
<b>Fund:</b>	<b>024</b>					
<b>Receipt:</b>	<b>1410</b>					
80907	2	2/28/2026	RC	Richland Bank Int. 024	024-1410-0000-000000-000	2,683.46
						<b>\$ 2,683.46</b>
<b>Receipt:</b>	<b>1872</b>					
80874	1	2/18/2026	RC	Employees' Premiums February	024-1872-0000-000000-000	81,899.46
80875	1	2/18/2026	RC	Board's Premiums February	024-1872-0000-000000-000	420,752.27
80895	1	2/27/2026	RC	Insurance Premium - Patrick	024-1872-0000-000000-000	671.02
						<b>\$ 503,322.75</b>
						<b>\$ 506,006.21</b>
<b>Fund:</b>	<b>034</b>					
<b>Receipt:</b>	<b>1111</b>					
80859	5	2/10/2026	RC	Prop Tax Adv Richland Perm Imp (.5 Mill)	034-1111-0000-000000-000	0.00
						<b>\$ 0.00</b>
						<b>\$ 0.00</b>
<b>Fund:</b>	<b>200</b>					
<b>Receipt:</b>	<b>1620</b>					
80857	1	2/9/2026	RC	Student Council - Winter Formal Ticket Sales	200-1620-9114-000000-000	539.00
80847	1	2/4/2026	RC	Yearbook sales	200-1620-9119-000000-000	60.00
80898	1	2/27/2026	RC	Yearbook Sales	200-1620-9119-000000-000	60.00
80902	1	2/17/2026	RC	JH Student Council - Winter Dance Ticket Sales	200-1620-9204-000000-000	420.00
80906	1	2/27/2026	RC	JH Student Council - Candy Sales	200-1620-9204-000000-000	193.50
80863	1	2/11/2026	RC	Eastern Student Council Candy Gram Sales	200-1620-9301-000000-000	718.95
						<b>\$ 1,991.45</b>
<b>Receipt:</b>	<b>1630</b>					
80860	1	2/11/2026	RC	LEO Club - OSU Hockey Field Trip	200-1630-9108-000000-000	320.00
						<b>\$ 320.00</b>
						<b>\$ 2,311.45</b>
<b>Fund:</b>	<b>300</b>					
<b>Receipt:</b>	<b>1610</b>					
80835	1	2/2/2026	RC	Season Tickets Online Sales	300-1610-9600-000000-000	35.00
80835	2	2/2/2026	RC	JH Girls BB adm vs. Madison	300-1610-9600-000000-716	18.00
80837	2	2/2/2026	RC	Boys BB adm vs. Colonel Crawsord/West	300-1610-9600-000000-707	1,511.00

Reporting Period: March 2026 (FY 2026)

3/3/26 3:08 PM

Start Date: 2/01/2026

End Date: 2/28/2026

**LEXINGTON LOCAL SCHOOLS**  
**Receipts Ledger Report**

Receipt #	Line #	Date	Type	Description	Full Account Code	Amount
				Holmes		
80838	1	2/2/2026	RC	OCC 8th gr Girls BB tourn adm	300-1610-9600-000000-716	\$ 1,136.00
80839	1	2/3/2026	RC	Boys BB adm vs. Colonel Crawsord/West Holmes Online Sales	300-1610-9600-000000-707	62.00
80840	1	2/3/2026	RC	Girls BB adm vs. Shelby	300-1610-9600-000000-708	556.00
80843	1	2/4/2026	RC	Boys BB adm vs. Colonel Crawsord/West Holmes Online Sales	300-1610-9600-000000-707	21.00
80843	2	2/4/2026	RC	Girls BB adm vs. Shelby Online Sales	300-1610-9600-000000-708	29.00
80843	3	2/4/2026	RC	OCC 8th Grade Girls adm Online Sales	300-1610-9600-000000-716	52.00
80844	1	2/4/2026	RC	Swimming adm vs. Madison	300-1610-9600-000000-709	505.00
80845	1	2/4/2026	RC	OCC 8th gr Girls BB tourn adm	300-1610-9600-000000-716	396.00
80870	2	2/17/2026	RC	Boys BB adm vs. Ashland	300-1610-9600-000000-707	2,312.00
80872	1	2/18/2026	RC	Boys BB adm vs. Ashland Online Sales	300-1610-9600-000000-707	168.00
80880	1	2/19/2026	RC	Boys BB adm vs. Ashland Online Sales	300-1610-9600-000000-707	29.00
80890	2	2/23/2026	RC	Boys BB adm vs. Madison	300-1610-9600-000000-707	2,597.00
80884	1	2/24/2026	RC	Boys BB adm vs. Madison Online Sales	300-1610-9600-000000-707	93.00
80887	1	2/25/2026	RC	Boys BB adm vs. Madison Online Sales	300-1610-9600-000000-707	42.00
						<b>\$ 9,562.00</b>
<b>Receipt:</b>	<b>1620</b>					
80837	1	2/2/2026	RC	Boys BB - Program sales	300-1620-9600-000000-707	25.00
80870	1	2/17/2026	RC	Boys BB - Program sales	300-1620-9600-000000-707	40.00
80890	1	2/23/2026	RC	Boys BB - Program sales	300-1620-9600-000000-707	60.00
						<b>\$ 125.00</b>
<b>Receipt:</b>	<b>1890</b>					
80840	2	2/3/2026	RC	Swim Invite Fees	300-1890-9600-000000-709	410.00
80840	3	2/3/2026	RC	Wrestling Entry Fees - Lady Lex Cannonball Classic	300-1890-9600-000000-710	675.00
80851	3	2/5/2026	RC	Wrestling Entry Fees	300-1890-9600-000000-710	440.00
80861	1	2/9/2026	RC	Wrestling Girls Entry Fees - Lady Lex Cannonball Classic	300-1890-9600-000000-710	380.00
80861	2	2/9/2026	RC	Wrestling Girls Entry Fees - Lady Lex Cannonball Classic	300-1890-9600-000000-709	135.00
80858	1	2/10/2026	RC	Wrestling Entry Fees	300-1890-9600-000000-710	120.00
80879	1	2/19/2026	RC	Wrestling Girls Entry Fees - Lady Lex Cannonball Classic	300-1890-9600-000000-710	535.00
80879	2	2/19/2026	RC	Swim Invite Fees	300-1890-9600-000000-709	275.00
80891	1	2/27/2026	RC	Swim meet entry fee	300-1890-9600-000000-709	275.00
						<b>\$ 3,245.00</b>
						<b>\$ 12,932.00</b>
<b>Fund:</b>	<b>516</b>					
<b>Receipt:</b>	<b>4229</b>					
80852	1	2/2/2026	RC	IDEA-B Revenue	516-4229-9026-000000-000	62,408.70

Reporting Period: March 2026 (FY 2026)

3/3/26 3:08 PM

Start Date: 2/01/2026

End Date: 2/28/2026

**LEXINGTON LOCAL SCHOOLS**  
**Receipts Ledger Report**

Receipt #	Line #	Date	Type	Description	Full Account Code	Amount
						\$ 62,408.70
						\$ 62,408.70
<b>Fund:</b>	587					
<b>Receipt:</b>	4229					
80900	1	2/27/2026	RC	ECSE Revenue	587-4229-9026-000000-000	\$ 247.80
						\$ 247.80
						\$ 247.80
<b>Grand Total</b>						<b>\$ 2,174,701.65</b>

**LEXINGTON LOCAL SCHOOLS**  
**Revenue Account Summary**

Fund-SCC	Description	FYTDReceivable	FYTD Received	MTD Received	YTD Received
<b>SCC:</b>	<b>0000</b>				
001-0000	GENERAL FUND	\$ 28,490,266.98	\$ 14,942,780.14	\$ 1,334,025.73	\$ 2,193,264.74
		<b>\$ 28,490,266.98</b>	<b>\$ 14,942,780.14</b>	<b>\$ 1,334,025.73</b>	<b>\$ 2,193,264.74</b>
<b>SCC:</b>	<b>9412</b>				
001-9412	GENERAL BUDGET RESERVE SET- ASIDE-1%/BWC	0.00	0.00	0.00	0.00
		<b>\$ 0.00</b>	<b>\$ 0.00</b>	<b>\$ 0.00</b>	<b>\$ 0.00</b>
<b>SCC:</b>	<b>0000</b>				
002-0000	BOND RETIREMENT FUND	3,028,229.41	1,569,766.69	109,400.00	109,400.00
		<b>\$ 3,028,229.41</b>	<b>\$ 1,569,766.69</b>	<b>\$ 109,400.00</b>	<b>\$ 109,400.00</b>
<b>SCC:</b>	<b>9025</b>				
002-9025	BOND RETIREMENT FUND - PI TANs	397,123.25	0.00	0.00	0.00
		<b>\$ 397,123.25</b>	<b>\$ 0.00</b>	<b>\$ 0.00</b>	<b>\$ 0.00</b>
<b>SCC:</b>	<b>0000</b>				
003-0000	PERMANENT IMPROVEMENT FUND	749,906.43	368,194.96	26,300.00	26,300.00
004-0000	LFI BUILDING FUND	16,010.28	13,542.42	1,783.18	3,641.00
006-0000	FOOD SERVICE FUND	879,059.31	715,385.95	84,648.03	154,822.91
		<b>\$ 1,644,976.02</b>	<b>\$ 1,097,123.33</b>	<b>\$ 112,731.21</b>	<b>\$ 184,763.91</b>
<b>SCC:</b>	<b>9100</b>				
007-9100	LEXINGTON MINUTEMEN ACADEMIC SCHOLARSHIP FUND	18,131.36	13,799.77	4,142.38	4,367.53
		<b>\$ 18,131.36</b>	<b>\$ 13,799.77</b>	<b>\$ 4,142.38</b>	<b>\$ 4,367.53</b>
<b>SCC:</b>	<b>9800</b>				
007-9800	TERRY McCAMMON SCHOLARSHIP FUND	500.00	0.00	0.00	0.00
		<b>\$ 500.00</b>	<b>\$ 0.00</b>	<b>\$ 0.00</b>	<b>\$ 0.00</b>
<b>SCC:</b>	<b>0000</b>				
010-0000	CLASSROOM FACILITIES CONSTRUCTION FUND - LOCAL	46,500,000.00	0.00	0.00	0.00
		<b>\$ 46,500,000.00</b>	<b>\$ 0.00</b>	<b>\$ 0.00</b>	<b>\$ 0.00</b>
<b>SCC:</b>	<b>9001</b>				
010-9001	CLASSROOM FACILITIES CONSTRUCTION FUND - LOCAL INTEREST	86,000.00	75,089.83	9,816.92	20,060.10
		<b>\$ 86,000.00</b>	<b>\$ 75,089.83</b>	<b>\$ 9,816.92</b>	<b>\$ 20,060.10</b>
<b>SCC:</b>	<b>9900</b>				
010-9900	CLASSROOM FACILITIES CONSTRUCTION FUND - STATE	0.00	3,643,195.00	0.00	0.00
		<b>\$ 0.00</b>	<b>\$ 3,643,195.00</b>	<b>\$ 0.00</b>	<b>\$ 0.00</b>
<b>SCC:</b>	<b>9901</b>				
010-9901	CLASSROOM FACILITIES CONSTRUCTION FUND - STATE INTEREST	0.00	40,979.04	9,220.24	19,055.50

Reporting Period: February 2026 (FY 2026)  
 As Of Period: 02/28/2026

3/3/26 3:09 PM

**LEXINGTON LOCAL SCHOOLS**  
**Revenue Account Summary**

Fund-SCC	Description	FYTDReceivable	FYTD Received	MTD Received	YTD Received
		<b>\$ 0.00</b>	<b>\$ 40,979.04</b>	<b>\$ 9,220.24</b>	<b>\$ 19,055.50</b>
<b>SCC:</b>	<b>9100</b>				
018-9100	HIGH SCHOOL PRINCIPAL'S FUND	\$ 11,249.97	\$ 5,054.51	\$ 887.41	\$ 1,489.17
		<b>\$ 11,249.97</b>	<b>\$ 5,054.51</b>	<b>\$ 887.41</b>	<b>\$ 1,489.17</b>
<b>SCC:</b>	<b>9101</b>				
018-9101	HIGH SCHOOL FLOWER FUND	100.00	202.00	0.00	0.00
		<b>\$ 100.00</b>	<b>\$ 202.00</b>	<b>\$ 0.00</b>	<b>\$ 0.00</b>
<b>SCC:</b>	<b>9102</b>				
018-9102	HIGH SCHOOL ART	0.00	0.00	0.00	0.00
		<b>\$ 0.00</b>	<b>\$ 0.00</b>	<b>\$ 0.00</b>	<b>\$ 0.00</b>
<b>SCC:</b>	<b>9103</b>				
018-9103	MERRY MINUTEMEN PBIS	24,688.19	4,926.74	0.00	0.00
		<b>\$ 24,688.19</b>	<b>\$ 4,926.74</b>	<b>\$ 0.00</b>	<b>\$ 0.00</b>
<b>SCC:</b>	<b>9200</b>				
018-9200	JUNIOR HIGH PRINCIPAL'S FUND	1,469.51	400.00	0.00	100.00
		<b>\$ 1,469.51</b>	<b>\$ 400.00</b>	<b>\$ 0.00</b>	<b>\$ 100.00</b>
<b>SCC:</b>	<b>9300</b>				
018-9300	EASTERN PRINCIPAL'S FUND	14,935.49	6,815.62	153.36	153.36
		<b>\$ 14,935.49</b>	<b>\$ 6,815.62</b>	<b>\$ 153.36</b>	<b>\$ 153.36</b>
<b>SCC:</b>	<b>9301</b>				
018-9301	EASTERN ELEMENTARY BOOKFAIR/BOXTOPS FUND	395.50	197.67	42.70	42.70
		<b>\$ 395.50</b>	<b>\$ 197.67</b>	<b>\$ 42.70</b>	<b>\$ 42.70</b>
<b>SCC:</b>	<b>9302</b>				
018-9302	EASTERN ELEMENTARY MATH	0.00	0.00	0.00	0.00
		<b>\$ 0.00</b>	<b>\$ 0.00</b>	<b>\$ 0.00</b>	<b>\$ 0.00</b>
<b>SCC:</b>	<b>9303</b>				
018-9303	EASTERN RUN CLUB	1,190.00	1,380.00	0.00	0.00
		<b>\$ 1,190.00</b>	<b>\$ 1,380.00</b>	<b>\$ 0.00</b>	<b>\$ 0.00</b>
<b>SCC:</b>	<b>9400</b>				
018-9400	CENTRAL PRINCIPAL'S FUND	4,750.00	5,197.85	1,200.54	1,200.54
		<b>\$ 4,750.00</b>	<b>\$ 5,197.85</b>	<b>\$ 1,200.54</b>	<b>\$ 1,200.54</b>
<b>SCC:</b>	<b>9401</b>				
018-9401	CENTRAL ELEMENTARY BOOKFAIR FUND	5,049.99	2,643.61	0.00	20.00
		<b>\$ 5,049.99</b>	<b>\$ 2,643.61</b>	<b>\$ 0.00</b>	<b>\$ 20.00</b>
<b>SCC:</b>	<b>9402</b>				
018-9402	CENTRAL ELEMENTARY ART	0.00	0.00	0.00	0.00
		<b>\$ 0.00</b>	<b>\$ 0.00</b>	<b>\$ 0.00</b>	<b>\$ 0.00</b>
<b>SCC:</b>	<b>9500</b>				
018-9500	WESTERN PRINCIPAL'S FUND	4,700.00	2,150.17	0.00	150.24

Reporting Period: February 2026 (FY 2026)  
 As Of Period: 02/28/2026

3/3/26 3:09 PM

**LEXINGTON LOCAL SCHOOLS**  
**Revenue Account Summary**

Fund-SCC	Description	FYTDReceivable	FYTD Received	MTD Received	YTD Received
<b>SCC:</b>	<b>9501</b>	<b>\$ 4,700.00</b>	<b>\$ 2,150.17</b>	<b>\$ 0.00</b>	<b>\$ 150.24</b>
018-9501	WESTERN ELEMENTARY BOOKFAIR/BOXTOPS FUND	\$ 3,757.69	\$ 179.90	\$ 0.00	\$ 179.90
		<b>\$ 3,757.69</b>	<b>\$ 179.90</b>	<b>\$ 0.00</b>	<b>\$ 179.90</b>
<b>SCC:</b>	<b>9503</b>				
018-9503	WESTERN ELEMENTARY ART	0.00	0.00	0.00	0.00
		<b>\$ 0.00</b>	<b>\$ 0.00</b>	<b>\$ 0.00</b>	<b>\$ 0.00</b>
<b>SCC:</b>	<b>9901</b>				
018-9901	JUNIOR HIGH TEACHER ADVISORY FUND	0.00	0.00	0.00	0.00
		<b>\$ 0.00</b>	<b>\$ 0.00</b>	<b>\$ 0.00</b>	<b>\$ 0.00</b>
<b>SCC:</b>	<b>9001</b>				
019-9001	ACADEMIC BOOSTERS GRANTS	0.00	0.00	0.00	0.00
		<b>\$ 0.00</b>	<b>\$ 0.00</b>	<b>\$ 0.00</b>	<b>\$ 0.00</b>
<b>SCC:</b>	<b>9121</b>				
019-9121	CENTRAL ELEMENTARY PTO GRANTS	62.48	3,646.46	3,625.00	3,637.32
		<b>\$ 62.48</b>	<b>\$ 3,646.46</b>	<b>\$ 3,625.00</b>	<b>\$ 3,637.32</b>
<b>SCC:</b>	<b>9122</b>				
019-9122	EASTERN ELEMENTARY PTO GRANTS	62.46	2,560.08	2,535.00	2,547.34
		<b>\$ 62.46</b>	<b>\$ 2,560.08</b>	<b>\$ 2,535.00</b>	<b>\$ 2,547.34</b>
<b>SCC:</b>	<b>9123</b>				
019-9123	WESTERN ELEMENTARY PTO GRANTS	62.45	23.27	0.00	12.33
		<b>\$ 62.45</b>	<b>\$ 23.27</b>	<b>\$ 0.00</b>	<b>\$ 12.33</b>
<b>SCC:</b>	<b>9239</b>				
019-9239	COLUMBUS FOUNDATION STEM CLASSROOM GRANT	0.00	0.00	0.00	0.00
		<b>\$ 0.00</b>	<b>\$ 0.00</b>	<b>\$ 0.00</b>	<b>\$ 0.00</b>
<b>SCC:</b>	<b>9240</b>				
019-9240	RICH CO FOUND - VEX ROBOTICS	1,500.00	1,500.00	0.00	0.00
		<b>\$ 1,500.00</b>	<b>\$ 1,500.00</b>	<b>\$ 0.00</b>	<b>\$ 0.00</b>
<b>SCC:</b>	<b>9241</b>				
019-9241	RICH CO FOUND - PATHOLOGIES OF BONES	1,208.00	1,208.00	0.00	0.00
		<b>\$ 1,208.00</b>	<b>\$ 1,208.00</b>	<b>\$ 0.00</b>	<b>\$ 0.00</b>
<b>SCC:</b>	<b>9242</b>				
019-9242	RICH CO FOUND - MOTIVATING WITH MEASUREMENTS	1,091.00	1,091.04	0.00	0.00
		<b>\$ 1,091.00</b>	<b>\$ 1,091.04</b>	<b>\$ 0.00</b>	<b>\$ 0.00</b>
<b>SCC:</b>	<b>9243</b>				

Reporting Period: February 2026 (FY 2026)  
 As Of Period: 02/28/2026

3/3/26 3:09 PM

**LEXINGTON LOCAL SCHOOLS**  
**Revenue Account Summary**

Fund-SCC	Description	FYTDReceivable	FYTD Received	MTD Received	YTD Received
019-9243	RICH CO FOUND - DAILY READING	\$ 300.00	\$ 299.84	\$ 0.00	\$ 0.00
		<b>\$ 300.00</b>	<b>\$ 299.84</b>	<b>\$ 0.00</b>	<b>\$ 0.00</b>
<b>SCC:</b>	<b>9301</b>				
019-9301	RICH CO FOUND/SECO ROBOTICS GRANT (HEIMANN)	0.00	0.00	0.00	0.00
		<b>\$ 0.00</b>	<b>\$ 0.00</b>	<b>\$ 0.00</b>	<b>\$ 0.00</b>
<b>SCC:</b>	<b>9302</b>				
019-9302	RICH CO RETIRED TEACHERS ASSOC	0.00	0.00	0.00	0.00
		<b>\$ 0.00</b>	<b>\$ 0.00</b>	<b>\$ 0.00</b>	<b>\$ 0.00</b>
<b>SCC:</b>	<b>9304</b>				
019-9304	RICHLAND CO RETIRED TEACHERS - HS ENGLISH	0.00	0.00	0.00	0.00
		<b>\$ 0.00</b>	<b>\$ 0.00</b>	<b>\$ 0.00</b>	<b>\$ 0.00</b>
<b>SCC:</b>	<b>9306</b>				
019-9306	DIRECTIONS CARES CLASSROOM GRANT	0.00	0.00	0.00	0.00
		<b>\$ 0.00</b>	<b>\$ 0.00</b>	<b>\$ 0.00</b>	<b>\$ 0.00</b>
<b>SCC:</b>	<b>9307</b>				
019-9307	RICH CO RETIRED TEACHERS GRANT - JH MATH	0.00	300.00	0.00	0.00
		<b>\$ 0.00</b>	<b>\$ 300.00</b>	<b>\$ 0.00</b>	<b>\$ 0.00</b>
<b>SCC:</b>	<b>9308</b>				
019-9308	RICH CO RETIRED TEACHERS GRANT - EASTERN VOCAB	0.00	397.37	0.00	0.00
		<b>\$ 0.00</b>	<b>\$ 397.37</b>	<b>\$ 0.00</b>	<b>\$ 0.00</b>
<b>SCC:</b>	<b>9401</b>				
019-9401	MARTHA HOLDEN JENNINGS GRANT	0.00	0.00	0.00	0.00
		<b>\$ 0.00</b>	<b>\$ 0.00</b>	<b>\$ 0.00</b>	<b>\$ 0.00</b>
<b>SCC:</b>	<b>9601</b>				
022-9601	OHSAA TOURNAMENT AGENCY FUND	0.00	6,212.00	3,015.00	3,015.00
		<b>\$ 0.00</b>	<b>\$ 6,212.00</b>	<b>\$ 3,015.00</b>	<b>\$ 3,015.00</b>
<b>SCC:</b>	<b>0000</b>				
024-0000	EMPLOYEE BENEFITS FUND FOR MEDICAL/DENTAL	6,180,233.89	4,075,582.56	506,006.21	1,012,232.61
034-0000	OFCC PROJECT MAINTENANCE FUND	192,695.82	83,196.61	0.00	0.00
		<b>\$ 6,372,929.71</b>	<b>\$ 4,158,779.17</b>	<b>\$ 506,006.21</b>	<b>\$ 1,012,232.61</b>
<b>SCC:</b>	<b>9101</b>				
200-9101	HIGH SCHOOL ART CLUB	0.00	0.00	0.00	0.00
		<b>\$ 0.00</b>	<b>\$ 0.00</b>	<b>\$ 0.00</b>	<b>\$ 0.00</b>
<b>SCC:</b>	<b>9102</b>				

Reporting Period: February 2026 (FY 2026)  
 As Of Period: 02/28/2026

3/3/26 3:09 PM

**LEXINGTON LOCAL SCHOOLS**  
**Revenue Account Summary**

Fund-SCC	Description	FYTDReceivable	FYTD Received	MTD Received	YTD Received
200-9102	HIGH SCHOOL DRAMA CLUB	\$ 12,076.36	\$ 0.00	\$ 0.00	\$ 0.00
		<b>\$ 12,076.36</b>	<b>\$ 0.00</b>	<b>\$ 0.00</b>	<b>\$ 0.00</b>
<b>SCC:</b>	<b>9103</b>				
200-9103	HIGH SCHOOL MATH CLUB	0.00	0.00	0.00	0.00
		<b>\$ 0.00</b>	<b>\$ 0.00</b>	<b>\$ 0.00</b>	<b>\$ 0.00</b>
<b>SCC:</b>	<b>9104</b>				
200-9104	HIGH SCHOOL LEADERSHIP COUNCIL	1,700.00	0.00	0.00	0.00
		<b>\$ 1,700.00</b>	<b>\$ 0.00</b>	<b>\$ 0.00</b>	<b>\$ 0.00</b>
<b>SCC:</b>	<b>9107</b>				
200-9107	HIGH SCHOOL SPANISH CLUB	0.00	0.00	0.00	0.00
		<b>\$ 0.00</b>	<b>\$ 0.00</b>	<b>\$ 0.00</b>	<b>\$ 0.00</b>
<b>SCC:</b>	<b>9108</b>				
200-9108	HIGH SCHOOL LEO CLUB	1,002.00	918.19	320.00	320.00
		<b>\$ 1,002.00</b>	<b>\$ 918.19</b>	<b>\$ 320.00</b>	<b>\$ 320.00</b>
<b>SCC:</b>	<b>9114</b>				
200-9114	HIGH SCHOOL STUDENT COUNCIL FUND	4,193.75	3,127.61	539.00	539.00
		<b>\$ 4,193.75</b>	<b>\$ 3,127.61</b>	<b>\$ 539.00</b>	<b>\$ 539.00</b>
<b>SCC:</b>	<b>9115</b>				
200-9115	HIGH SCHOOL KEY CLUB	680.00	3,286.25	0.00	0.00
		<b>\$ 680.00</b>	<b>\$ 3,286.25</b>	<b>\$ 0.00</b>	<b>\$ 0.00</b>
<b>SCC:</b>	<b>9116</b>				
200-9116	HIGH SCHOOL CHESS CLUB	100.00	0.00	0.00	0.00
		<b>\$ 100.00</b>	<b>\$ 0.00</b>	<b>\$ 0.00</b>	<b>\$ 0.00</b>
<b>SCC:</b>	<b>9119</b>				
200-9119	HIGH SCHOOL YEARBOOK FUND	13,290.00	11,395.00	120.00	620.00
		<b>\$ 13,290.00</b>	<b>\$ 11,395.00</b>	<b>\$ 120.00</b>	<b>\$ 620.00</b>
<b>SCC:</b>	<b>9120</b>				
200-9120	HIGH SCHOOL JOURNALISM FUND	0.00	0.00	0.00	0.00
		<b>\$ 0.00</b>	<b>\$ 0.00</b>	<b>\$ 0.00</b>	<b>\$ 0.00</b>
<b>SCC:</b>	<b>9121</b>				
200-9121	HIGH SCHOOL NATIONAL HONOR SOCIETY	5,652.50	3,120.75	0.00	2,746.50
		<b>\$ 5,652.50</b>	<b>\$ 3,120.75</b>	<b>\$ 0.00</b>	<b>\$ 2,746.50</b>
<b>SCC:</b>	<b>9201</b>				
200-9201	JUNIOR HIGH ART CLUB	383.00	0.00	0.00	0.00
		<b>\$ 383.00</b>	<b>\$ 0.00</b>	<b>\$ 0.00</b>	<b>\$ 0.00</b>
<b>SCC:</b>	<b>9204</b>				
200-9204	JUNIOR HIGH STUDENT COUNCIL FUND	2,449.10	1,288.50	613.50	613.50
		<b>\$ 2,449.10</b>	<b>\$ 1,288.50</b>	<b>\$ 613.50</b>	<b>\$ 613.50</b>

Reporting Period: February 2026 (FY 2026)  
 As Of Period: 02/28/2026

3/3/26 3:09 PM

**LEXINGTON LOCAL SCHOOLS**  
**Revenue Account Summary**

Fund-SCC	Description	FYTDReceivable	FYTD Received	MTD Received	YTD Received
<b>SCC:</b>	<b>9205</b>				
200-9205	JUNIOR HIGH LIBRARY CLUB	\$ 0.00	\$ 0.00	\$ 0.00	\$ 0.00
		<b>\$ 0.00</b>	<b>\$ 0.00</b>	<b>\$ 0.00</b>	<b>\$ 0.00</b>
<b>SCC:</b>	<b>9207</b>				
200-9207	JUNIOR HIGH ROBOTICS FUND	6,527.96	55.00	0.00	0.00
		<b>\$ 6,527.96</b>	<b>\$ 55.00</b>	<b>\$ 0.00</b>	<b>\$ 0.00</b>
<b>SCC:</b>	<b>9301</b>				
200-9301	EASTERN ELEMENTARY STUDENT ACTIVITY FUND	1,008.00	1,277.77	718.95	718.95
		<b>\$ 1,008.00</b>	<b>\$ 1,277.77</b>	<b>\$ 718.95</b>	<b>\$ 718.95</b>
<b>SCC:</b>	<b>9302</b>				
200-9302	EASTERN ELEMENTARY ROBOTICS FUND	0.00	0.00	0.00	0.00
		<b>\$ 0.00</b>	<b>\$ 0.00</b>	<b>\$ 0.00</b>	<b>\$ 0.00</b>
<b>SCC:</b>	<b>9611</b>				
200-9611	HIGH SCHOOL INFORMED TEENS FUND	0.00	0.00	0.00	0.00
		<b>\$ 0.00</b>	<b>\$ 0.00</b>	<b>\$ 0.00</b>	<b>\$ 0.00</b>
<b>SCC:</b>	<b>9612</b>				
200-9612	JUNIOR HIGH INFORMED TEENS FUND	81.70	0.00	0.00	0.00
		<b>\$ 81.70</b>	<b>\$ 0.00</b>	<b>\$ 0.00</b>	<b>\$ 0.00</b>
<b>SCC:</b>	<b>9115</b>				
300-9115	JAZZ BAND	0.00	0.00	0.00	0.00
		<b>\$ 0.00</b>	<b>\$ 0.00</b>	<b>\$ 0.00</b>	<b>\$ 0.00</b>
<b>SCC:</b>	<b>9116</b>				
300-9116	CHOIR	0.00	0.00	0.00	0.00
		<b>\$ 0.00</b>	<b>\$ 0.00</b>	<b>\$ 0.00</b>	<b>\$ 0.00</b>
<b>SCC:</b>	<b>9206</b>				
300-9206	JUNIOR HIGH PHYS ED DEPARTMENT FUND	39.99	0.00	0.00	0.00
		<b>\$ 39.99</b>	<b>\$ 0.00</b>	<b>\$ 0.00</b>	<b>\$ 0.00</b>
<b>SCC:</b>	<b>9210</b>				
300-9210	JR HIGH INSTRUMENTAL	0.00	0.00	0.00	0.00
		<b>\$ 0.00</b>	<b>\$ 0.00</b>	<b>\$ 0.00</b>	<b>\$ 0.00</b>
<b>SCC:</b>	<b>9600</b>				
300-9600	ATHLETIC FUND	318,850.00	254,136.02	12,028.00	39,187.00
		<b>\$ 318,850.00</b>	<b>\$ 254,136.02</b>	<b>\$ 12,028.00</b>	<b>\$ 39,187.00</b>
<b>SCC:</b>	<b>9601</b>				
300-9601	ATHLETIC CAPITAL FUND	40,850.00	12,500.00	0.00	0.00
		<b>\$ 40,850.00</b>	<b>\$ 12,500.00</b>	<b>\$ 0.00</b>	<b>\$ 0.00</b>
<b>SCC:</b>	<b>9602</b>				

Reporting Period: February 2026 (FY 2026)  
 As Of Period: 02/28/2026

3/3/26 3:09 PM

**LEXINGTON LOCAL SCHOOLS**  
**Revenue Account Summary**

Fund-SCC	Description	FYTDReceivable	FYTD Received	MTD Received	YTD Received
300-9602	ORCHESTRA	\$ 150.00	\$ 0.00	\$ 0.00	\$ 0.00
		<b>\$ 150.00</b>	<b>\$ 0.00</b>	<b>\$ 0.00</b>	<b>\$ 0.00</b>
<b>SCC:</b>	<b>9603</b>				
300-9603	ELEMENTARY MUSIC	0.00	0.00	0.00	0.00
		<b>\$ 0.00</b>	<b>\$ 0.00</b>	<b>\$ 0.00</b>	<b>\$ 0.00</b>
<b>SCC:</b>	<b>9605</b>				
300-9605	BAND	0.00	0.00	0.00	0.00
		<b>\$ 0.00</b>	<b>\$ 0.00</b>	<b>\$ 0.00</b>	<b>\$ 0.00</b>
<b>SCC:</b>	<b>9026</b>				
451-9026	DATA COMMUNICATION FUND	0.00	5,000.00	0.00	0.00
516-9026	IDEA PART B GRANTS	528,217.00	412,557.69	62,408.70	175,398.28
		<b>\$ 528,217.00</b>	<b>\$ 417,557.69</b>	<b>\$ 62,408.70</b>	<b>\$ 175,398.28</b>
<b>SCC:</b>	<b>9025</b>				
572-9025	TITLE I DISADVANTAGED CHILDREN	18,247.69	30,128.30	0.00	0.00
		<b>\$ 18,247.69</b>	<b>\$ 30,128.30</b>	<b>\$ 0.00</b>	<b>\$ 0.00</b>
<b>SCC:</b>	<b>9026</b>				
572-9026	TITLE I DISADVANTAGED CHILDREN	333,741.06	149,842.68	0.00	19,359.53
		<b>\$ 333,741.06</b>	<b>\$ 149,842.68</b>	<b>\$ 0.00</b>	<b>\$ 19,359.53</b>
<b>SCC:</b>	<b>9924</b>				
584-9924	STRONGER CONNECTIONS GRANT	0.00	0.00	0.00	0.00
		<b>\$ 0.00</b>	<b>\$ 0.00</b>	<b>\$ 0.00</b>	<b>\$ 0.00</b>
<b>SCC:</b>	<b>9026</b>				
587-9026	IDEA PRESCHOOL-HANDICAPPED	12,841.02	3,438.23	247.80	1,300.95
590-9026	IMPROVING TEACHER QUALITY	65,234.14	47,389.97	0.00	26,609.89
		<b>\$ 78,075.16</b>	<b>\$ 50,828.20</b>	<b>\$ 247.80</b>	<b>\$ 27,910.84</b>
<b>Grand Total</b>		<b>\$ 87,982,044.73</b>	<b>\$ 26,527,361.06</b>	<b>\$ 2,173,797.65</b>	<b>\$ 3,823,105.89</b>

Reporting Period: February 2026 (FY 2026)

3/3/26 3:10 PM

As Of Period: 02/28/2026

### LEXINGTON LOCAL SCHOOLS Appropriation Summary Report

Fund-SCC	Description	FYTD Appropriated	Prior Year Encumbrance	FYTD Expendable	FYTD Expended	MTD Expended	Encumbrance	Future Encumbrance	FYTD Unencumbered	Percent Expended/Encumbered
001-0000	GENERAL FUND	\$ 30,830,631.00	\$ 57,955.21	\$ 30,888,586.21	\$ 19,347,788.97	\$ 2,266,467.48	\$ 1,872,379.61	\$ 0.00	\$ 9,668,417.63	68.70 %
001-9412	GENERAL BUDGET RESERVE SET-ASIDE-1%/BWC	0.00	0.00	0.00	87,928.97	0.00	0.00	0.00	(87,928.97)	0.00
002-0000	BOND RETIREMENT FUND	3,118,264.00	0.00	3,118,264.00	2,256,553.94	0.00	826,128.13	0.00	35,581.93	98.86
002-9025	BOND RETIREMENT FUND - PI TANS	397,123.00	0.00	397,123.00	343,790.50	0.00	0.00	0.00	53,332.50	86.57
003-0000	PERMANENT IMPROVEMENT FUND	556,500.00	6,950.88	563,450.88	263,565.68	0.00	3,573.19	0.00	296,312.01	47.41
004-0000	LFI BUILDING FUND	0.00	0.00	0.00	0.00	0.00	0.00	0.00	0.00	0.00
006-0000	FOOD SERVICE FUND	1,037,423.00	4,275.64	1,041,698.64	683,359.78	88,016.16	112,782.85	0.00	245,556.01	76.43
007-9100	LEXINGTON MINUTEMEN ACADEMIC SCHOLARSHIP FUND	15,500.00	0.00	15,500.00	8,000.00	2,000.00	7,000.00	0.00	500.00	96.77
007-9800	TERRY McCAMMON SCHOLARSHIP FUND	500.00	0.00	500.00	0.00	0.00	0.00	0.00	500.00	0.00
010-0000	CLASSROOM FACILITIES CONSTRUCTION FUND - LOCAL	2,928,130.00	0.00	2,928,130.00	42,631.88	4,834.85	2,698,795.67	0.00	186,702.45	93.62
010-9001	CLASSROOM FACILITIES CONSTRUCTION FUND - LOCAL INTEREST	0.00	0.00	0.00	0.00	0.00	0.00	0.00	0.00	0.00
010-9900	CLASSROOM FACILITIES CONSTRUCTION FUND - STATE	43,657,870.00	0.00	43,657,870.00	638,388.62	72,399.15	43,351,535.45	0.00	(332,054.07)	100.76
010-9901	CLASSROOM FACILITIES CONSTRUCTION FUND - STATE INTEREST	0.00	0.00	0.00	0.00	0.00	0.00	0.00	0.00	0.00
018-9100	HIGH SCHOOL PRINCIPAL'S FUND	9,282.00	0.00	9,282.00	4,599.88	510.90	4,250.10	0.00	432.02	95.35
018-9101	HIGH SCHOOL FLOWER FUND	51.00	0.00	51.00	237.00	114.00	63.00	0.00	(249.00)	588.24
018-9102	HIGH SCHOOL ART	0.00	0.00	0.00	0.00	0.00	0.00	0.00	0.00	0.00
018-9103	MERRY MINUTEMEN PBIS	21,851.00	505.00	22,356.00	5,922.95	0.00	0.00	0.00	16,433.05	26.49

Reporting Period: February 2026 (FY 2026)  
 As Of Period: 02/28/2026

3/3/26 3:10 PM

**LEXINGTON LOCAL SCHOOLS  
 Appropriation Summary Report**

Fund-SCC	Description	FYTD Appropriated	Prior Year Encumbrance	FYTD Expendable	FYTD Expended	MTD Expended	Encumbrance	Future Encumbrance	FYTD Unencumbered	Percent Expended/Encumbered
018-9200	JUNIOR HIGH PRINCIPAL'S FUND	\$ 1,806.00	\$ 0.00	\$ 1,806.00	\$ 1,055.99	\$ 0.00	\$ 683.70	\$ 0.00	\$ 66.31	96.33 %
018-9300	EASTERN PRINCIPAL'S FUND	14,277.00	0.00	14,277.00	4,355.00	106.98	3,347.42	0.00	6,574.58	53.95
018-9301	EASTERN ELEMENTARY BOOKFAIR/BOXTOP S FUND	483.00	0.00	483.00	149.66	80.95	4,200.00	0.00	(3,866.66)	900.55
018-9302	EASTERN ELEMENTARY MATH	0.00	0.00	0.00	0.00	0.00	0.00	0.00	0.00	0.00
018-9303	EASTERN RUN CLUB	947.00	0.00	947.00	1,251.00	0.00	0.00	0.00	(304.00)	132.10
018-9400	CENTRAL PRINCIPAL'S FUND	4,912.00	0.00	4,912.00	3,227.95	589.69	6,034.05	0.00	(4,350.00)	188.56
018-9401	CENTRAL ELEMENTARY BOOKFAIR FUND	2,994.00	0.00	2,994.00	1,390.58	0.00	0.00	0.00	1,603.42	46.45
018-9402	CENTRAL ELEMENTARY ART	0.00	0.00	0.00	0.00	0.00	0.00	0.00	0.00	0.00
018-9500	WESTERN PRINCIPAL'S FUND	12,398.00	0.00	12,398.00	2,637.16	1,263.55	1,092.84	0.00	8,668.00	30.09
018-9501	WESTERN ELEMENTARY BOOKFAIR/BOXTOP S FUND	3,384.00	0.00	3,384.00	0.00	0.00	4,600.00	0.00	(1,216.00)	135.93
018-9503	WESTERN ELEMENTARY ART	0.00	0.00	0.00	0.00	0.00	0.00	0.00	0.00	0.00
018-9901	JUNIOR HIGH TEACHER ADVISORY FUND	0.00	0.00	0.00	12.25	0.00	0.00	0.00	(12.25)	0.00
019-9001	ACADEMIC BOOSTERS GRANTS	0.00	0.00	0.00	0.00	0.00	0.00	0.00	0.00	0.00
019-9121	CENTRAL ELEMENTARY PTO GRANTS	0.00	0.00	0.00	0.00	0.00	0.00	0.00	0.00	0.00
019-9122	EASTERN ELEMENTARY PTO GRANTS	0.00	0.00	0.00	0.00	0.00	0.00	0.00	0.00	0.00
019-9123	WESTERN ELEMENTARY PTO GRANTS	0.00	0.00	0.00	0.00	0.00	0.00	0.00	0.00	0.00
019-9239	COLUMBUS FOUNDATION STEM CLASSROOM GRANT	0.00	0.00	0.00	0.00	0.00	0.00	0.00	0.00	0.00
019-9240	RICH CO FOUND - VEX ROBOTICS	1,500.00	0.00	1,500.00	0.00	0.00	0.00	0.00	1,500.00	0.00

Reporting Period: February 2026 (FY 2026)

3/3/26 3:10 PM

As Of Period: 02/28/2026

**LEXINGTON LOCAL SCHOOLS  
Appropriation Summary Report**

Fund-SCC	Description	FYTD Appropriated	Prior Year Encumbrance	FYTD Expendable	FYTD Expended	MTD Expended	Encumbrance	Future Encumbrance	FYTD Unencumbered	Percent Expended/Encumbered
019-9241	RICH CO FOUND - PATHOLOGIES OF BONES	\$ 1,208.00	\$ 0.00	\$ 1,208.00	\$ 0.00	\$ 0.00	\$ 1,248.48	\$ 0.00	\$ (40.48)	103.35 %
019-9242	RICH CO FOUND - MOTIVATING WITH MEASUREMENTS	1,091.00	0.00	1,091.00	1,098.92	0.00	0.00	0.00	(7.92)	100.73
019-9243	RICH CO FOUND - DAILY READING	300.00	0.00	300.00	0.00	0.00	0.00	0.00	300.00	0.00
019-9301	RICH CO FOUND/SECO ROBOTICS GRANT (HEIMANN)	31.72	0.00	31.72	0.00	0.00	0.00	0.00	31.72	0.00
019-9302	RICH CO RETIRED TEACHERS ASSOC	150.00	0.00	150.00	0.00	0.00	0.00	0.00	150.00	0.00
019-9304	RICHLAND CO RETIRED TEACHERS - HS ENGLISH	200.00	0.00	200.00	0.00	0.00	0.00	0.00	200.00	0.00
019-9306	DIRECTIONS CARES CLASSROOM GRANT	0.00	81.21	81.21	0.00	0.00	81.21	0.00	0.00	100.00
019-9307	RICH CO RETIRED TEACHERS GRANT - JH MATH	0.00	0.00	0.00	151.92	0.00	0.00	0.00	(151.92)	0.00
019-9308	RICH CO RETIRED TEACHERS GRANT - EASTERN VOCAB	0.00	0.00	0.00	394.02	394.02	3.35	0.00	(397.37)	0.00
019-9401	MARTHA HOLDEN JENNINGS GRANT	0.94	0.00	0.94	0.00	0.00	0.00	0.00	0.94	0.00
022-9601	OHSAA TOURNAMENT AGENCY FUND	0.00	0.00	0.00	0.00	0.00	0.00	0.00	0.00	0.00
024-0000	EMPLOYEE BENEFITS FUND FOR MEDICAL/DENTAL	5,642,810.00	0.00	5,642,810.00	3,403,918.21	438,002.66	11,000.00	0.00	2,227,891.79	60.52
034-0000	OFCC PROJECT MAINTENANCE FUND	3,297.00	0.00	3,297.00	1,287.36	0.00	0.00	0.00	2,009.64	39.05
200-9101	HIGH SCHOOL ART CLUB	0.00	0.00	0.00	0.00	0.00	0.00	0.00	0.00	0.00
200-9102	HIGH SCHOOL DRAMA CLUB	5,991.00	100.00	6,091.00	4,400.00	4,000.00	3,095.00	0.00	(1,404.00)	123.05
200-9103	HIGH SCHOOL MATH CLUB	0.00	0.00	0.00	105.00	0.00	0.00	0.00	(105.00)	0.00
200-9104	HIGH SCHOOL LEADERSHIP COUNCIL	2,618.00	0.00	2,618.00	168.00	0.00	1,487.00	0.00	963.00	63.22

Reporting Period: February 2026 (FY 2026)

3/3/26 3:10 PM

As Of Period: 02/28/2026

### LEXINGTON LOCAL SCHOOLS Appropriation Summary Report

Fund-SCC	Description	FYTD Appropriated	Prior Year Encumbrance	FYTD Expendable	FYTD Expended	MTD Expended	Encumbrance	Future Encumbrance	FYTD Unencumbered	Percent Expended/Encumbered
200-9107	HIGH SCHOOL SPANISH CLUB	\$ 386.00	\$ 0.00	\$ 386.00	\$ 0.00	\$ 0.00	\$ 0.00	\$ 0.00	\$ 386.00	0.00 %
200-9108	HIGH SCHOOL LEO CLUB	1,077.00	0.00	1,077.00	695.09	440.00	204.91	0.00	177.00	83.57
200-9114	HIGH SCHOOL STUDENT COUNCIL FUND	5,694.00	0.00	5,694.00	2,994.17	240.36	2,375.83	0.00	324.00	94.31
200-9115	HIGH SCHOOL KEY CLUB	795.00	0.00	795.00	3,216.25	0.00	0.00	0.00	(2,421.25)	404.56
200-9116	HIGH SCHOOL CHESS CLUB	100.00	0.00	100.00	0.00	0.00	0.00	0.00	100.00	0.00
200-9119	HIGH SCHOOL YEARBOOK FUND	25,172.00	0.00	25,172.00	10,079.31	0.00	23,318.69	0.00	(8,226.00)	132.68
200-9120	HIGH SCHOOL JOURNALISM FUND	0.00	0.00	0.00	0.00	0.00	0.00	0.00	0.00	0.00
200-9121	HIGH SCHOOL NATIONAL HONOR SOCIETY	3,931.00	500.00	4,431.00	1,004.51	0.00	880.49	0.00	2,546.00	42.54
200-9201	JUNIOR HIGH ART CLUB	0.00	0.00	0.00	600.02	409.06	314.15	0.00	(914.17)	0.00
200-9204	JUNIOR HIGH STUDENT COUNCIL FUND	2,741.00	1,172.00	3,913.00	1,744.68	90.58	0.00	0.00	2,168.32	44.59
200-9205	JUNIOR HIGH LIBRARY CLUB	0.00	0.00	0.00	0.00	0.00	0.00	0.00	0.00	0.00
200-9207	JUNIOR HIGH ROBOTICS FUND	0.00	0.00	0.00	2,635.86	195.00	250.00	0.00	(2,885.86)	0.00
200-9301	EASTERN ELEMENTARY STUDENT ACTIVITY FUND	1,008.00	0.00	1,008.00	179.07	116.16	378.93	0.00	450.00	55.36
200-9302	EASTERN ELEMENTARY ROBOTICS FUND	0.00	0.00	0.00	0.00	0.00	0.00	0.00	0.00	0.00
200-9611	HIGH SCHOOL INFORMED TEENS FUND	72.00	0.00	72.00	0.00	0.00	0.00	0.00	72.00	0.00
200-9612	JUNIOR HIGH INFORMED TEENS FUND	43.00	0.00	43.00	102.37	0.00	397.63	0.00	(457.00)	1162.79
300-9115	JAZZ BAND	0.00	0.00	0.00	0.00	0.00	0.00	0.00	0.00	0.00
300-9116	CHOIR	244.00	0.00	244.00	0.00	0.00	0.00	0.00	244.00	0.00
300-9206	JUNIOR HIGH PHYS ED DEPARTMENT FUND	286.00	0.00	286.00	0.00	0.00	250.00	0.00	36.00	87.41
300-9210	JR HIGH INSTRUMENTAL	0.00	0.00	0.00	0.00	0.00	0.00	0.00	0.00	0.00
300-9600	ATHLETIC FUND	305,300.00	13,585.43	318,885.43	220,392.92	14,627.59	103,095.48	0.00	(4,602.97)	101.44

4 of 5

Reporting Period: February 2026 (FY 2026)  
 As Of Period: 02/28/2026

3/3/26 3:10 PM

**LEXINGTON LOCAL SCHOOLS**  
**Appropriation Summary Report**

Fund-SCC	Description	FYTD Appropriated	Prior Year Encumbrance	FYTD Expendable	FYTD Expended	MTD Expended	Encumbrance	Future Encumbrance	FYTD Unencumbered	Percent Expended/Encumbered
300-9601	ATHLETIC CAPITAL FUND	\$ 61,421.00	\$ 0.00	\$ 61,421.00	\$ 0.00	\$ 0.00	\$ 0.00	\$ 0.00	\$ 61,421.00	0.00 %
300-9602	ORCHESTRA	0.00	0.00	0.00	0.00	0.00	0.00	0.00	0.00	0.00
300-9603	ELEMENTARY MUSIC	0.00	0.00	0.00	0.00	0.00	0.00	0.00	0.00	0.00
300-9605	BAND	0.00	0.00	0.00	0.00	0.00	0.00	0.00	0.00	0.00
451-9026	DATA COMMUNICATION FUND	9,000.00	0.00	9,000.00	9,000.00	0.00	0.00	0.00	0.00	100.00
516-9026	IDEA PART B GRANTS	528,217.00	0.00	528,217.00	503,515.74	50,302.00	317,999.70	0.00	(293,298.44)	155.53
572-9025	TITLE I DISADVANTAGED CHILDREN	0.00	0.00	0.00	11,880.61	0.00	0.00	0.00	(11,880.61)	0.00
572-9026	TITLE I DISADVANTAGED CHILDREN	333,741.06	0.00	333,741.06	191,682.69	29,236.60	4,373.66	0.00	137,684.71	58.75
584-9924	STRONGER CONNECTIONS GRANT	0.00	0.00	0.00	12,980.98	12,980.98	0.00	0.00	(12,980.98)	0.00
587-9026	IDEA PRESCHOOL-HANDICAPPED	12,841.02	0.00	12,841.02	3,438.23	247.80	6,021.22	0.00	3,381.57	73.67
590-9026	IMPROVING TEACHER QUALITY	65,234.14	0.00	65,234.14	60,506.52	8,554.15	0.00	0.00	4,727.62	92.75
<b>Grand Total</b>		<b>\$ 89,630,826.88</b>	<b>\$ 85,125.37</b>	<b>\$ 89,715,952.25</b>	<b>\$ 28,145,020.21</b>	<b>\$ 2,996,220.67</b>	<b>\$ 49,373,241.74</b>	<b>\$ 0.00</b>	<b>\$ 12,197,690.30</b>	