

LEXINGTON LOCAL SCHOOLS



FINANCIAL REPORT
FOR THE PERIOD ENDING
MARCH 31, 2022

PREPARED BY
JASON WHITESEL, TREASURER

Gross Depository Balances:

Richland Bank MMA 5719	\$1,344,285.28
Richland Bank Sweep Acct 3520	\$4,359,216.06
Richland Bank General Acct 0580	\$300,000.00
Richland Bank Anthem Sweep 3523	\$334,176.30
Richland Bank EE Benefits 3180	\$0.00
Richland Bank Payroll Acct 9780	\$19,509.60
Richland Bank Athletic Acct 3280	\$6,595.00

Total Depository Balances (Gross)		\$6,363,782.24
-----------------------------------	--	----------------

Adjustments to Bank Balance:

Cash in Transit to Bank	\$655.65
Outstanding Checks	(\$3,290,689.08)
Adjustments:	
Outstanding Vision Adjustment	(\$4.04)
SERS/Payroll Adjustment	\$14.60

Total Adjustments to Bank Balance		(\$3,290,022.87)
-----------------------------------	--	------------------

Investments:

Treasury Bonds and Notes	\$18,389,025.49
Certificate of Deposits	\$2,371,000.00
Other Securities	\$0.00
Other Investments:	
Richland Bank MMA 5750	\$59,557.82
Richland Bank MMA R252	\$4,984,068.81
Commercial Paper R252	\$1,797,920.00

Total Investments		\$27,601,572.12
-------------------	--	-----------------

Cash on Hand:

Petty Cash:	
Treasurer's Office	\$100.00
High School	\$50.00
Junior High School	\$50.00
Eastern, Central, Western	\$200.00
Change Cash:	
Athletic Change	\$3,000.00
Cafeteria Change	\$333.00
Junior High School	\$100.00
Cash with Fiscal Agent	\$0.00

Total Cash on Hand		\$3,833.00
--------------------	--	------------

Total Balances		\$30,679,164.49
----------------	--	-----------------

Total Fund Balance		\$30,679,164.49
--------------------	--	-----------------

March 01, 2022 through March 31, 2022

Account Name : Lexington Local SD Managing Agency

Account No : 5750

Summary Of Investment Holdings

Shares or Par Value	Investment Category		Avg Unit Cost	Cost Basis	Unit Price	Market Value	Estimated Current Ann Inc	Current Yield
<u>Money Markets - Taxable</u>								
59,557.82	Northern Instl Government Select Portfolio		1.00	59,557.82	1.00	59,557.82	95.29	0.16%
Totals				59,557.82		59,557.82	95.29	0.16%
<u>Marketable CDs</u>								
200,000	Continental Bank UT	1.900%	06/22/2022	100.00	200,000.00	100.33	200,667.80	3,800.00 1.89%
200,000	American Express Centurion	2.400%	09/12/2022	100.00	200,000.00	100.73	201,468.00	4,800.00 2.38%
200,000	Discover Bank	2.250%	09/27/2022	100.00	200,000.00	100.69	201,383.80	4,500.00 2.23%
200,000	Sallie Mae Bank SLC UT	2.500%	12/13/2022	100.00	200,000.00	101.10	202,191.80	5,000.00 2.47%
25,000	State Bank of India NY	3.000%	03/06/2023	100.00	25,000.00	101.67	25,418.08	750.00 2.95%
200,000	Comenity Capital Bank	2.700%	04/17/2023	100.00	200,000.00	101.42	202,830.20	5,400.00 2.66%
150,000	Merrick Bank	2.050%	07/12/2023	100.00	150,000.00	100.66	150,985.20	3,075.00 2.04%
200,000	Capital One Natl Assn Va	0.500%	11/24/2023	100.00	200,000.00	97.84	195,670.20	1,000.00 0.51%
200,000	Luana Savings Bank	0.200%	12/29/2023	100.00	200,000.00	97.04	194,089.80	400.00 0.21%
100,000	Border State Bank	1.100%	03/27/2024	100.00	100,000.00	98.02	98,020.20	1,100.00 1.12%
248,000	Live Oak Banking Company	1.250%	09/13/2024	100.00	248,000.00	97.46	241,692.12	3,100.00 1.28%
200,000	Industrial & Com Bank 0.3	0.350%	02/11/2025	100.00	200,000.00	94.10	188,201.00	700.00 0.37%
248,000	Goldman Sachs Bk USA	0.800%	08/18/2025	100.00	248,000.00	94.29	233,845.65	1,984.00 0.85%
Totals				2,371,000.00		2,336,463.85	35,609.00	1.52%
<u>U.S. Govt Agy-Exempt State</u>								
325,000	Federal Farm Cr Bks	0.300%	04/27/2022	100.07	325,240.77	99.96	324,883.87	975.00 0.30%
250,000	Federal Farm Cr Bks	0.220%	09/08/2023	99.95	249,862.50	97.28	243,195.72	550.00 0.23%
200,000	Federal Home Loan Banks	1.650%	12/28/2023	100.00	200,000.00	99.03	198,057.08	3,300.00 1.67%
200,000	Federal Home Loan Banks	0.220%	05/24/2024	100.00	200,000.00	95.99	191,972.84	440.00 0.23%
200,000	Federal Home Loan Banks	1.000%	07/19/2024	100.00	200,000.00	96.92	193,838.02	2,000.00 1.03%
200,000	Federal Farm Cr Bks	0.430%	10/15/2024	100.00	200,000.00	95.12	190,231.61	860.00 0.45%
250,000	Federal Home Loan Banks	2.000%	12/17/2024	100.13	250,312.50	98.88	247,211.73	5,000.00 2.02%
200,000	Federal Home Loan Banks	0.500%	09/10/2025	100.00	200,000.00	93.40	186,793.71	1,000.00 0.54%
200,000	Federal Home Loan Banks	0.500%	11/12/2025	100.00	200,000.00	93.08	186,168.58	1,000.00 0.54%

March 01, 2022 through March 31, 2022

Account Name : Lexington Local SD Managing Agency

Account No : 5750

Summary Of Investment Holdings

Shares or Par Value	Investment Category			Avg Unit Cost	Cost Basis	Unit Price	Market Value	Estimated Current Ann Inc	Current Yield
200,000	Federal Home Loan Banks	1.000%	03/30/2026	100.00	200,000.00	94.72	189,438.51	2,000.00	1.06%
300,000	Federal Home Loan Banks	1.125%	09/29/2026	100.11	300,339.38	93.50	280,504.51	3,375.00	1.20%
250,000	Federal Home Loan Banks	1.300%	11/24/2026	99.88	249,687.50	95.28	238,205.23	3,250.00	1.36%
<i>Totals</i>					2,775,442.65		2,670,501.41	23,750.00	0.89%
<u>U.S. Govt Agy-Non-Ex St-Int Only</u>									
225,000	Federal Natl Mtg Assn	0.650%	07/30/2025	99.95	224,887.50	94.22	212,001.93	1,462.50	0.69%
<i>Totals</i>					224,887.50		212,001.93	1,462.50	0.69%
<i>Total Investments</i>					5,430,887.97		5,278,525.01	60,916.79	1.15%
<i>Plus Net Cash</i>							0.00		
<i>Total Market Value</i>							5,278,525.01		

Gain or Loss amounts and transactions, as shown, may not reflect the amount to be used for income tax purposes.

March 01, 2022 through March 31, 2022

Account Name : Lexington Local SD Bond Acct Man Agcy

Account No : R252

Summary Of Investment Holdings

Shares or Par Value	Investment Category		Avg Unit Cost	Cost Basis	Unit Price	Market Value	Estimated Current Ann Inc	Current Yield
<u>Money Markets - Taxable</u>								
4,984,068.81	Northern Instl Government Select Portfolio		1.00	4,984,068.81	1.00	4,984,068.81	7,974.51	0.16%
Totals				4,984,068.81		4,984,068.81	7,974.51	0.16%
<u>U.S. Treasury Bills</u>								
10,000,000	United States T-Bills	04/14/2022	99.98	9,997,562.20	99.99	9,999,400.00	15,599.06	0.16%
2,500,000	United States T-Bills	05/12/2022	99.93	2,498,167.35	99.98	2,499,430.00	4,948.87	0.20%
2,500,000	United States T-Bills	08/11/2022	99.71	2,492,669.45	99.70	2,492,385.00	20,886.19	0.84%
Totals				14,988,399.00		14,991,215.00	41,434.12	0.28%
<u>Commercial Paper - Corporate</u>								
1,800,000	Banco De Chile Disc Coml Pap	06/01/2022	99.88	1,797,920.00	99.88	1,797,919.99	2,880.00	0.16%
Totals				1,797,920.00		1,797,919.99	2,880.00	0.16%
<u>U.S. Govt Agy-Exempt State</u>								
400,000	Federal Farm Cr Bks	0.300% 04/27/2022	100.07	400,296.34	99.96	399,857.07	1,200.00	0.30%
Totals				400,296.34		399,857.07	1,200.00	0.30%
Total Investments				22,170,684.15		22,173,060.87	53,488.63	0.24%
Plus Net Cash						0.00		
Total Market Value						22,173,060.87		

Gain or Loss amounts and transactions, as shown, may not reflect the amount to be used for income tax purposes.

LEXINGTON LOCAL SCHOOLS
INVESTMENT REPORT FOR THE MONTH ENDING
MARCH 31, 2022

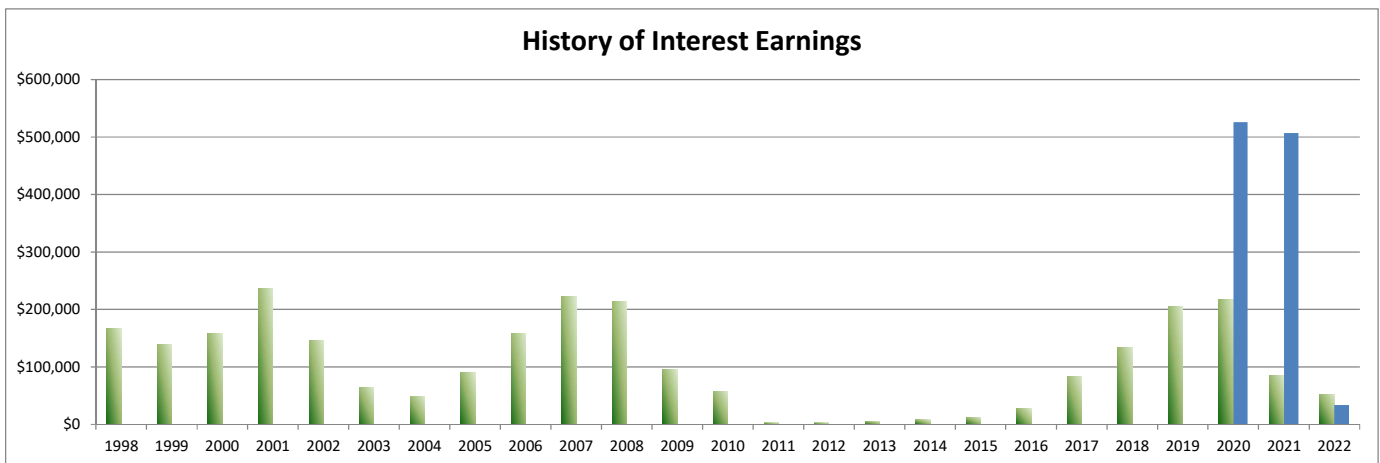
INTEREST EARNED:	THIS MONTH	FISCAL YEAR TO DATE
Richland Bank, General Sweep	\$31.56	\$472.40
Richland Bank, General MMA	\$132.89	\$2,504.74
Richland Bank, Anthem Sweep	\$12.41	\$165.51
Star Ohio	\$0.00	\$0.00
CDs, Bonds, and other investments	\$10,798.71	\$48,992.47
TOTAL INTEREST RECEIVED	\$10,975.57	\$52,135.12

INTEREST EARNED (LEX BOND ACCT)	THIS MONTH	FISCAL YEAR TO DATE
Richland Bank, General Sweep	\$0.00	\$0.00
Richland Bank, General MMA	\$0.00	\$0.00
Richland Bank, Anthem Sweep	\$0.00	\$0.00
Star Ohio	\$0.00	\$0.00
CDs, Bonds, and other investments	\$310.06	\$33,881.01
TOTAL INTEREST RECEIVED	\$310.06	\$33,881.01

History of Interest Earnings	Fiscal Year	Interest Earnings
	1998	\$ 167,057.52
	1999	\$ 138,113.69
	2000	\$ 157,991.72
	2001	\$ 236,839.79
	2002	\$ 146,052.34
	2003	\$ 63,712.36
	2004	\$ 47,970.95
	2005	\$ 90,719.94
	2006	\$ 158,724.51
	2007	\$ 221,998.86
	2008	\$ 213,660.34
	2009	\$ 95,639.63
	2010	\$ 56,860.22
	2011	\$ 3,001.78
	2012	\$ 3,090.00
	2013	\$ 5,758.97
	2014	\$ 8,349.92
	2015	\$ 11,765.22
	2016	\$ 28,300.22
	2017	\$ 83,194.26
	2018	\$ 133,582.49
	2019	\$ 205,588.68
	2020	\$ 218,228.66
	2021	\$ 85,117.81
FISCAL Year To Date	2022	\$52,135.12

Lex Bond Acct Interest Earnings	Fiscal Year	Interest Earnings
	2020	\$526,044.24
	2021	\$507,134.12
FISCAL Year To Date	2022	\$33,881.01

Total Interest Earnings 1998 to Present	\$ 2,633,455.00
--	------------------------



Reporting Period: March 2022 (FY 2022)

4/5/22 8:25 AM

As Of Period: 03/31/2022

LEXINGTON LOCAL SCHOOLS Cash Summary Report

Full Account Code	Description	Initial Cash	MTD Received	FYTD Received	MTD Expended	FYTD Expended	Fund Balance
001-0000	GENERAL FUND	\$ 10,147,740.40	\$ 1,186,453.57	\$ 14,315,422.83	\$ 2,028,175.25	\$ 17,580,571.98	\$ 6,882,591.25
001-9412	GENERAL BUDGET RESERVE SET-ASIDE-1%/BWC	87,928.97	0.00	0.00	0.00	0.00	87,928.97
002-0000	BOND RETIREMENT FUND	1,769,698.68	106,651.72	1,582,018.51	938,296.11	3,632,371.05	(280,653.86)
003-0000	PERMANENT IMPROVEMENT FUND	467,930.96	36,788.73	360,305.97	150,913.57	518,780.40	309,456.53
004-0000	LFI BUILDING FUND	7,821,273.15	71.86	3,216,431.23	252,568.14	5,899,128.78	5,138,575.60
006-0000	FOOD SERVICE FUND	807.82	112,569.57	767,451.46	78,877.67	634,827.20	133,432.08
007-9100	LEXINGTON MINUTEMEN ACADEMIC SCHOLARSHIP FUND	132,671.74	186.62	10,063.30	0.00	9,700.00	133,035.04
007-9800	TERRY McCAMMON SCHOLARSHIP FUND	22,101.59	0.00	0.00	0.00	22,101.59	0.00
010-0000	CLASSROOM FACILITIES CONSTRUCTION FUND	36,954,926.07	238.20	25,197.80	2,756,377.48	19,948,015.32	17,032,108.55
018-9100	HIGH SCHOOL PRINCIPAL'S FUND	685.94	763.75	2,674.38	552.86	2,964.32	396.00
018-9101	HIGH SCHOOL FLOWER FUND	(6.00)	0.00	393.00	0.00	253.39	133.61
018-9200	JUNIOR HIGH PRINCIPAL'S FUND	6,017.45	0.00	791.19	0.00	112.83	6,695.81
018-9300	EASTERN PRINCIPAL'S FUND	1,387.24	0.00	1,176.68	0.00	963.19	1,600.73
018-9301	EASTERN ELEMENTARY BOOKFAIR/BOXTOPS FUND	3,604.36	0.00	2,419.90	0.00	2,668.70	3,355.56
018-9302	EASTERN ELEMENTARY MATH	1,036.52	0.00	0.00	0.00	0.00	1,036.52
018-9303	EASTERN RUN CLUB	496.73	0.00	1,075.00	0.00	1,191.87	379.86
018-9400	CENTRAL PRINCIPAL'S FUND	8,666.59	602.00	2,618.69	0.00	2,350.12	8,935.16
018-9401	CENTRAL ELEMENTARY BOOKFAIR FUND	4,751.51	59.30	59.30	0.00	820.37	3,990.44
018-9402	CENTRAL ELEMENTARY ART	1,941.37	0.00	0.00	0.00	0.00	1,941.37
018-9500	WESTERN PRINCIPAL'S FUND	19,135.19	830.42	2,901.65	335.69	2,780.69	19,256.15
018-9501	WESTERN ELEMENTARY BOOKFAIR/BOXTOPS FUND	4,292.97	73.06	4,385.72	4,317.88	4,326.33	4,352.36
018-9503	WESTERN ELEMENTARY ART	1,986.42	0.00	0.00	0.00	0.00	1,986.42
018-9901	JUNIOR HIGH TEACHER ADVISORY FUND	109.25	0.00	0.00	0.00	0.00	109.25
019-9001	ACADEMIC BOOSTERS GRANTS	769.07	0.00	0.00	0.00	0.00	769.07
019-9121	CENTRAL ELEMENTARY PTO GRANTS	1,755.76	15.91	50.07	0.00	0.00	1,805.83
019-9122	EASTERN ELEMENTARY PTO GRANTS	2,405.99	15.90	50.07	0.00	0.00	2,456.06
019-9123	WESTERN ELEMENTARY PTO GRANTS	3,143.82	15.90	50.06	0.00	0.00	3,193.88
019-9200	RICHLAND COUNTY FOUNDATION GRANT PLAYGROUND	200.00	0.00	0.00	0.00	0.00	200.00
019-9218	RICH CO FOUND-WRITE STUFF STEAM KIT	52.93	0.00	0.00	0.00	52.93	0.00
019-9221	RICH CO FOUND-SCIENCE DISCOVERY BINS	0.95	0.00	0.00	0.00	0.95	0.00
019-9222	RICH CO FOUND-ONE BIG HAPPY FAMILY	2.41	0.00	0.00	0.00	2.41	0.00
019-9224	RICH CO FOUND-STEM SNAP CIRCUITS	66.36	0.00	0.00	0.00	66.36	0.00
019-9225	RICH CO FOUND GRANT-STEM	0.00	0.00	485.94	0.00	486.04	(0.10)

Reporting Period: March 2022 (FY 2022)

4/5/22 8:25 AM

As Of Period: 03/31/2022

**LEXINGTON LOCAL SCHOOLS
Cash Summary Report**

Full Account Code	Description	Initial Cash	MTD Received	FYTD Received	MTD Expended	FYTD Expended	Fund Balance
	MATERIALS SNAP CIRCUITS						
019-9226	RICH CO FOUND GRANT-SCIENCE ENRICH FIELD TRIP	\$ 0.00	\$ 0.00	\$ 1,500.00	\$ 0.00	\$ 0.00	\$ 1,500.00
019-9301	RICH CO FOUND/SECO ROBOTICS GRANT (HEIMANN)	31.72	0.00	0.00	0.00	0.00	31.72
019-9302	RICH CO RETIRED TEACHERS ASSOC	150.00	0.00	0.00	0.00	0.00	150.00
019-9304	RICHLAND CO RETIRED TEACHERS - HS ENGLISH	0.00	0.00	200.00	0.00	0.00	200.00
022-9601	OHSAA TOURNAMENT AGENCY FUND	0.00	2,750.00	8,740.00	0.00	1,113.63	7,626.37
024-0000	EMPLOYEE BENEFITS FUND FOR MEDICAL/DENTAL	1,016,271.39	441,508.20	3,922,029.77	464,590.78	4,231,401.53	706,899.63
034-0000	OFCC PROJECT MAINTENANCE FUND	283,040.25	5,826.70	85,923.77	134.17	1,394.12	367,569.90
200-9101	HIGH SCHOOL ART CLUB	372.46	0.00	0.00	0.00	0.00	372.46
200-9102	HIGH SCHOOL DRAMA CLUB	24,669.34	2,656.00	3,746.24	0.00	3,949.22	24,466.36
200-9103	HIGH SCHOOL MATH CLUB	52.70	0.00	0.00	0.00	0.00	52.70
200-9104	HIGH SCHOOL LEADERSHIP COUNCIL	697.11	0.00	1,607.00	0.00	1,225.00	1,079.11
200-9105	HIGH SCHOOL FRENCH CLUB	364.75	0.00	0.00	0.00	0.00	364.75
200-9107	HIGH SCHOOL SPANISH CLUB	568.50	0.00	120.00	0.00	0.00	688.50
200-9108	HIGH SCHOOL LEO CLUB	2,052.62	0.00	148.25	0.00	67.10	2,133.77
200-9114	HIGH SCHOOL STUDENT COUNCIL FUND	3,259.95	0.00	1,102.96	0.00	781.91	3,581.00
200-9115	HIGH SCHOOL KEY CLUB	1,615.85	0.00	1,029.30	0.00	530.00	2,115.15
200-9116	HIGH SCHOOL CHESS CLUB	321.00	0.00	0.00	0.00	0.00	321.00
200-9119	HIGH SCHOOL YEARBOOK FUND	49,495.53	0.00	11,312.50	0.00	6,050.64	54,757.39
200-9120	HIGH SCHOOL JOURNALISM FUND	505.44	0.00	0.00	0.00	0.00	505.44
200-9121	HIGH SCHOOL NATIONAL HONOR SOCIETY	(50.85)	0.00	4,311.90	0.00	2,759.09	1,501.96
200-9201	JUNIOR HIGH ART CLUB	719.48	0.00	128.25	0.00	200.25	647.48
200-9204	JUNIOR HIGH STUDENT COUNCIL FUND	1,890.27	0.00	1,080.70	0.00	609.69	2,361.28
200-9205	JUNIOR HIGH LIBRARY CLUB	77.65	0.00	0.00	0.00	0.00	77.65
200-9301	EASTERN ELEMENTARY STUDENT ACTIVITY FUND	1,123.23	0.00	677.25	0.00	788.37	1,012.11
200-9302	EASTERN ELEMENTARY ROBOTICS FUND	575.16	0.00	0.00	0.00	0.00	575.16
200-9611	HIGH SCHOOL INFORMED TEENS FUND	903.63	0.00	0.00	0.00	0.00	903.63
200-9612	JUNIOR HIGH INFORMED TEENS FUND	820.72	512.42	549.08	100.00	341.86	1,027.94
300-9115	JAZZ BAND	1,512.61	0.00	0.00	0.00	0.00	1,512.61
300-9116	CHOIR	1,284.95	0.00	0.00	0.00	0.00	1,284.95
300-9206	JUNIOR HIGH PHYS ED DEPARTMENT FUND	3,222.36	0.00	470.00	0.00	446.61	3,245.75
300-9210	JR HIGH INSTRUMENTAL	41.03	0.00	0.00	0.00	0.00	41.03
300-9600	ATHLETIC FUND	3,443.05	551.15	182,591.83	16,565.15	163,561.74	22,473.14

Reporting Period: March 2022 (FY 2022)

4/5/22 8:25 AM

As Of Period: 03/31/2022

LEXINGTON LOCAL SCHOOLS
Cash Summary Report

Full Account Code	Description	Initial Cash	MTD Received	FYTD Received	MTD Expended	FYTD Expended	Fund Balance
300-9601	ATHLETIC CAPITAL FUND	\$ 77,000.00	\$ 0.00	\$ 28,500.00	\$ 650.56	\$ 34,900.56	\$ 70,599.44
300-9602	ORCHESTRA	63.22	0.00	0.00	0.00	0.00	63.22
300-9603	ELEMENTARY MUSIC	1,572.09	0.00	0.00	0.00	0.00	1,572.09
300-9605	BAND	232.95	0.00	0.00	0.00	0.00	232.95
451-9022	Network Connectivity FY2022	0.00	4,500.00	9,000.00	0.00	9,000.00	0.00
451-9922	Emergency Connectivity FY2022	0.00	(289,000.00)	0.00	(289,000.00)	0.00	0.00
467-0000	STUDENT WELLNESS AND SUCCESS FUND	52,768.66	0.00	0.00	0.00	52,768.66	0.00
499-9022	SCHOOL SAFETY GRANT FY22	0.00	0.00	12,461.88	2,709.00	2,709.00	9,752.88
507-9022	ESSER ARP FUNDING	0.00	49,699.94	397,917.49	40,726.41	429,569.80	(31,652.31)
507-9921	ESSER II FUNDING	0.00	14,486.80	163,139.82	5,120.43	163,337.08	(197.26)
516-9021	IDEA-B SPECIAL EDUCATION FY21	(35,740.32)	0.00	46,686.68	0.00	10,946.36	0.00
516-9022	IDEA-B SPECIAL EDUCATION FY22	0.00	47,697.30	363,667.98	61,160.68	410,993.82	(47,325.84)
516-9922	IDEA PART B GRANTS	0.00	24,382.22	91,636.69	13,621.25	91,636.69	0.00
572-9021	TITLE I FY21	(14,278.32)	0.00	14,806.46	0.00	528.14	0.00
572-9022	TITLE I FY22	0.00	22,350.06	147,378.24	22,350.06	169,728.30	(22,350.06)
584-9022	TITLE IV FY22	0.00	0.00	19,744.37	0.00	19,744.37	0.00
587-9022	EARLY CHILDHOOD SPECIAL EDUCATION IDEA FY22	0.00	2,300.81	9,017.30	2,904.89	11,922.19	(2,904.89)
590-9022	TITLE II-A IMPROVING TEACHER QUALITY FY22	0.00	7,784.05	48,388.20	8,278.98	57,162.01	(8,773.81)
599-9921	RICHLAND COUNTY MOBILE HOT SPOT GRANT	614.96	0.00	0.00	0.00	614.96	0.00
599-9922	MISCELLANEOUS FED. GRANT FUND	0.00	289,000.00	289,000.00	289,000.00	289,000.00	0.00
Grand Total		\$ 58,948,847.35	\$ 2,072,342.16	\$ 26,164,636.66	\$ 6,849,327.01	\$ 54,434,319.52	\$ 30,679,164.49

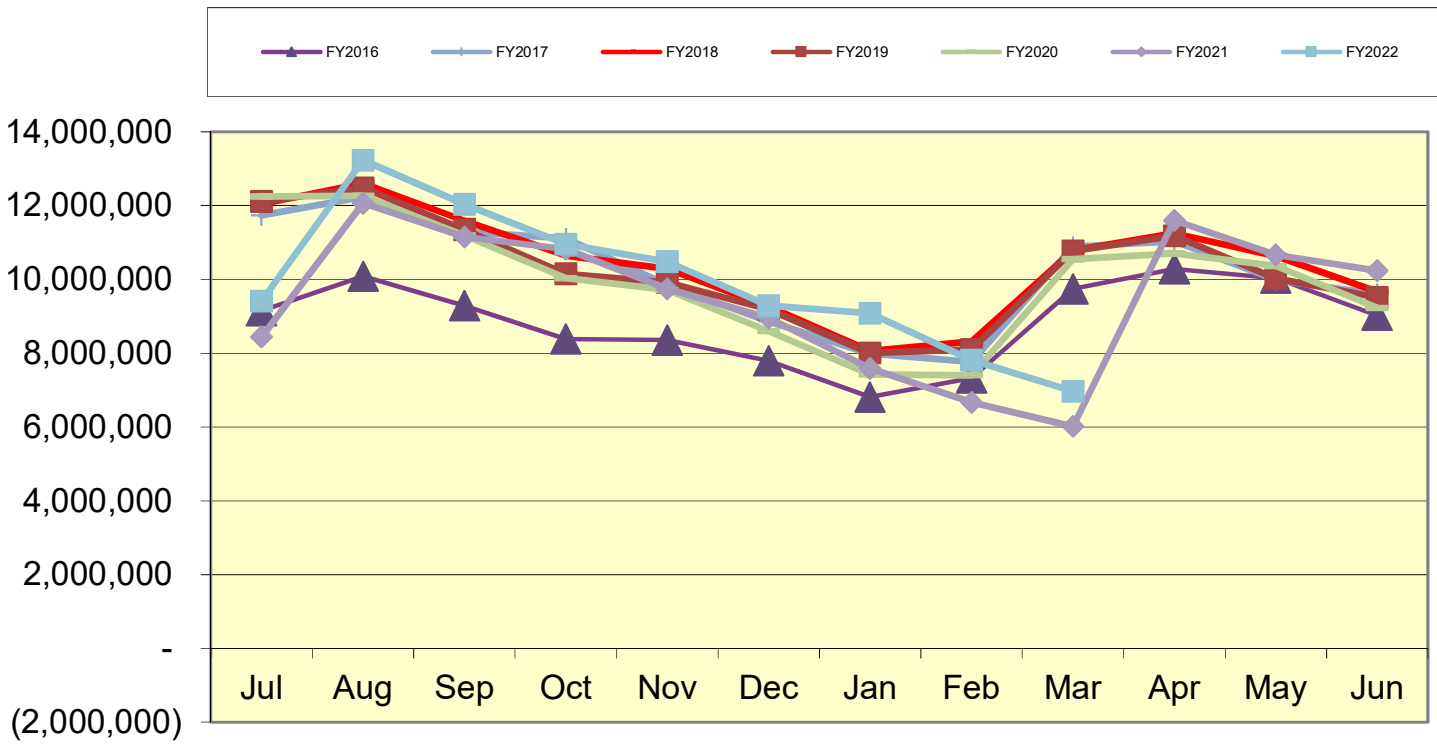
LEXINGTON LOCAL SCHOOLS
Spending Plan Summary

ODE Line Number	Monthly Estimate	Monthly Actual	Monthly Difference	FYTD Estimate	FYTD Actual	FYTD Difference
01.010 General Property (Real Estate)	\$ 375,000.00	\$ 364,790.01	\$ (10,209.99)	\$ 5,290,000.00	\$ 5,280,707.45	\$ (9,292.55)
01.020 Tangible Personal Property Tax	45,000.00	44,469.76	(530.24)	479,000.00	479,307.60	307.60
01.030 Income Tax	0.00	0.00	0.00	0.00	0.00	0.00
01.035 Unrestricted Grants-in-Aid	767,512.00	617,883.09	(149,628.91)	6,647,046.00	7,059,179.66	412,133.66
01.040 Restricted Grants-in-Aid	6,203.00	(8,845.04)	(15,048.04)	55,827.00	159,273.13	103,446.13
01.045 Restricted Federal Grants-in-Aid - SFSF	0.00	0.00	0.00	0.00	0.00	0.00
01.050 Property Tax Allocation	45,000.00	0.00	(45,000.00)	925,000.00	881,287.85	(43,712.15)
01.060 All Other Operating Revenue	49,370.00	168,155.75	118,785.75	344,670.00	425,064.59	80,394.59
01.070 Total Revenue	1,288,085.00	1,186,453.57	(101,631.43)	13,741,543.00	14,284,820.28	543,277.28
02.010 Proceeds from Sale of Notes	0.00	0.00	0.00	0.00	0.00	0.00
02.020 State Emergency Loans & Advancements (Approved)	0.00	0.00	0.00	0.00	0.00	0.00
02.040 Operating Transfers-In	0.00	0.00	0.00	0.00	0.00	0.00
02.050 Advances-In	0.00	0.00	0.00	0.00	0.00	0.00
02.060 All Other Financial Sources	5,000.00	0.00	(5,000.00)	81,000.00	30,602.55	(50,397.45)
02.070 Total Other Financing Sources	5,000.00	0.00	(5,000.00)	81,000.00	30,602.55	(50,397.45)
02.080 Total Revenues and Other Financing Sources	1,293,085.00	1,186,453.57	(106,631.43)	13,822,543.00	14,315,422.83	492,879.83
03.010 Personal Services	1,130,000.00	1,145,936.42	15,936.42	10,025,000.00	10,156,946.41	131,946.41
03.020 Employees' Retirement/Insurance Benefits	570,000.00	547,622.34	(22,377.66)	5,068,000.00	5,003,936.42	(64,063.58)
03.030 Purchased Services	200,000.00	264,731.70	64,731.70	1,675,000.00	1,648,227.10	(26,772.90)
03.040 Supplies and Materials	50,000.00	53,129.31	3,129.31	571,000.00	589,376.67	18,376.67
03.050 Capital Outlay	0.00	0.00	0.00	26,000.00	16,310.62	(9,689.38)
03.060 Intergovernmental	0.00	0.00	0.00	0.00	0.00	0.00
04.010 Debt Service: All Principal (Historical)	0.00	0.00	0.00	0.00	0.00	0.00
04.020 Debt Service: Principal-Notes	0.00	0.00	0.00	0.00	0.00	0.00
04.030 Debt Service: Principal - State Loans	0.00	0.00	0.00	0.00	0.00	0.00
04.040 Debt Service: Principal - State Advancements	0.00	0.00	0.00	0.00	0.00	0.00
04.050 Debt Service: Principal - HB 264 Loans	0.00	0.00	0.00	0.00	0.00	0.00
04.055 Debt Service: Principal - Other	0.00	0.00	0.00	0.00	0.00	0.00
04.060 Debt Service: Interest and Fiscal Charges	0.00	0.00	0.00	0.00	0.00	0.00
04.300 Other Objects	24,189.00	16,755.48	(7,433.52)	162,689.00	165,774.76	3,085.76
04.500 Total Expenditures	1,974,189.00	2,028,175.25	53,986.25	17,527,689.00	17,580,571.98	52,882.98
05.010 Operational Transfers - Out	0.00	0.00	0.00	0.00	0.00	0.00
05.020 Advances - Out	0.00	0.00	0.00	0.00	0.00	0.00
05.030 All Other Financing Uses	0.00	0.00	0.00	0.00	0.00	0.00
05.040 Total Other Financing Uses	0.00	0.00	0.00	0.00	0.00	0.00
05.050 Total Expenditure and Other Financing Uses	1,974,189.00	2,028,175.25	53,986.25	17,527,689.00	17,580,571.98	52,882.98
06.010 Excess Rev & Oth Financing Sources over(under) Exp & Oth F	(681,104.00)	(841,721.68)	(160,617.68)	(3,705,146.00)	(3,265,149.15)	439,996.85
07.010 Cash Balance-July1 -Excluding Proposed Renew/Replace & New	0.00	7,812,241.90	7,812,241.90	10,235,669.00	10,235,669.37	0.37
07.020 Cash Balance June 30	(681,104.00)	6,970,520.22	7,651,624.22	6,530,523.00	6,970,520.22	439,997.22
08.010 Estimated Encumbrances June 30	(200,000.00)	1,248,229.05	1,448,229.05	993,000.00	1,248,229.05	255,229.05

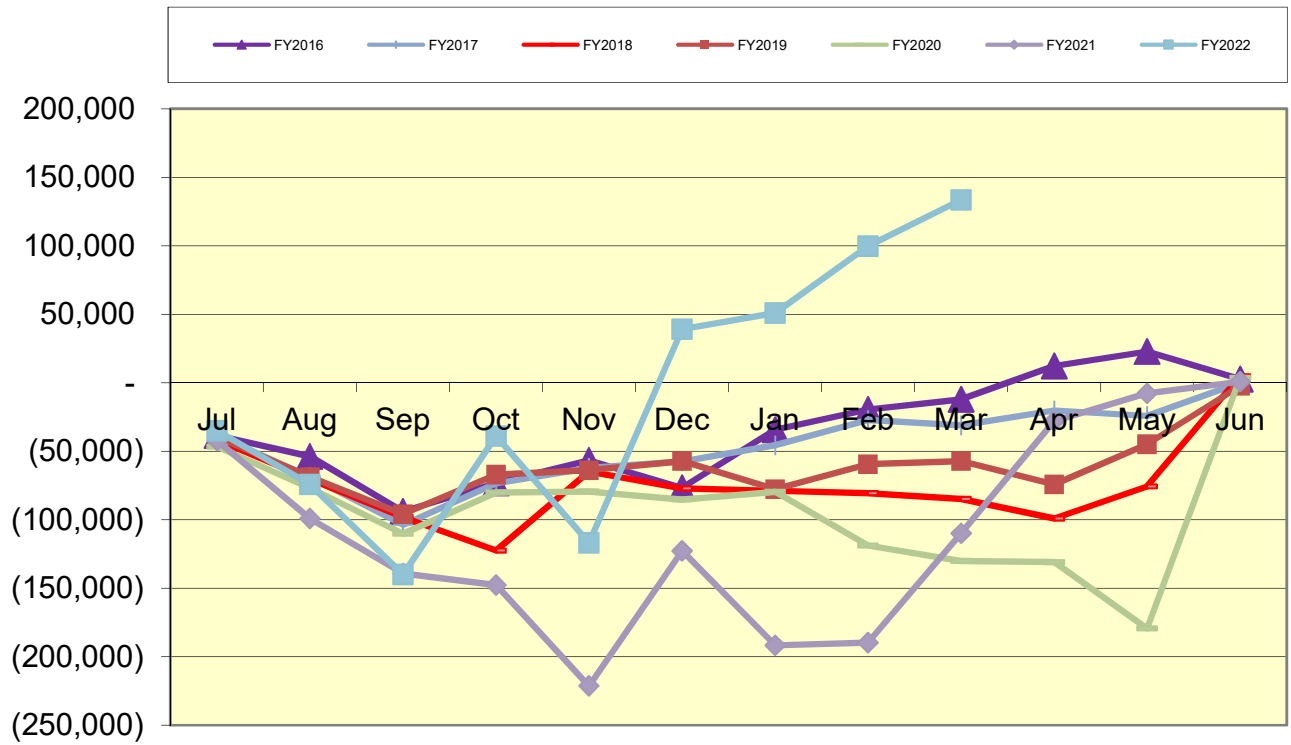
**LEXINGTON LOCAL SCHOOL DISTRICT
GENERAL FUND ONLY 2021-2022
SUMMARY OF RECEIPTS AND EXPENDITURES - FIVE YEAR FORECAST FORMAT**

LINE 7.010	BEGINNING CASH BALANCE		\$ 10,235,669		
	3/31/2022	FISCAL YEAR TO DATE Estimate	FISCAL YEAR TO DATE Actual	VARIANCE Estimate vs. Actual	PERCENT of VARIANCE
REVENUES					
LINE 1.010	Real Estate Tax	\$ 5,290,000	\$ 5,280,707	(\$9,293)	-0.18%
LINE 1.020	Personal Property Tax	\$ 479,000	\$ 479,308	\$308	0.06%
LINE 1.030	Income Tax	\$ -	\$ -	\$0	
LINE 1.035	State Funding	\$ 6,647,046	\$ 7,059,180	\$412,134	6.20%
LINE 1.040	Career Tech / Economic Disadv.	\$ 55,827	\$ 159,273	\$103,446	185.30%
LINE 1.050	Property Tax Allocation	\$ 925,000	\$ 881,288	(\$43,712)	-4.73%
LINE 1.060	Other Operating Revenue	\$ 344,670	\$ 425,064	\$80,394	23.32%
LINE 1.070	TOTAL REVENUE	\$ 13,741,543	\$ 14,284,820	\$543,277	3.95%
EXPENSES					
LINE 2.01	Proceeds from Notes	\$ -	\$ -	\$0	
LINE 2.04	Transfers In	\$ -	\$ -	\$0	
LINE 2.050	Advances In	\$ -	\$ -	\$0	#DIV/0!
LINE 2.060	Other Financing Sources	\$ 81,000	\$ 30,603	(\$50,397)	-62.22%
LINE 2.070	TOTAL OTHER SOURCES	\$ 81,000	\$ 30,603	(\$50,397)	-62.22%
LINE 2.080	TOTAL REVENUES & Sources	\$ 13,822,543	\$ 14,315,423	\$492,880	3.57%
EXPENSES					
LINE 3.010	Salaries	\$ 10,025,000	\$ 10,156,946	(\$131,946)	-1.32%
LINE 3.020	Retirement and Benefits	\$ 5,068,000	\$ 5,003,936	\$64,064	1.26%
LINE 3.030	Purchased Services	\$ 1,675,000	\$ 1,648,227	\$26,773	1.60%
LINE 3.040	Supplies and Materials	\$ 571,000	\$ 589,377	(\$18,377)	-3.22%
LINE 3.050	Capital Outlay and Equipment	\$ 26,000	\$ 16,311	\$9,689	37.27%
LINE 3.06	INTERGOVERNMENTAL	\$ -	\$ -	\$0	
LINE 4.020	DEBT SERVICE - Notes	\$ -	\$ -	\$0	
LINE 4.060	DEBT SERVICE - Interest charges	\$ -	\$ -	\$0	
LINE 4.300	Other Objects	\$ 162,689	\$ 165,775	(\$3,086)	-1.90%
LINE 4.500	TOTAL EXPENDITURES	\$ 17,527,689	\$ 17,580,572	(\$52,883)	-0.30%
LINE 5.00	TRANSFERS OUT	\$ -	\$ -	\$0	
LINE 5.02	ADVANCES OUT	\$ -	\$ -	\$0	
LINE 5.03	ALL OTHER USES	\$ -	\$ -	\$0	
LINE 5.040	TOTAL OTHER USES	\$ -	\$ -	\$0	
LINE 5.050	TOTAL EXPENDITURES & USES	\$ 17,527,689	\$ 17,580,572	(\$52,883)	-0.30%
		Estimate	Actual	Variance	
LINE 6.010	REVENUES OVER EXPENSES	\$ (3,705,146)	\$ (3,265,149)	\$439,997	
LINE 7.020	ENDING CASH BALANCE	\$ 6,530,523	\$ 6,970,520	\$439,997	
	Less Reserves	\$ (87,929)	\$ (87,929)	\$ -	
LINE 8.010	Less Outstanding Encumbrances	\$ (993,000)	\$ (1,248,229)	\$ (255,229)	25.70%
LINE 15.010	Unreserved Fund Balance	\$ 5,449,594	\$ 5,634,362	\$184,768	3.39%
		Estimate	Actual	Benchmark Yr. End	
	Salaries/Benefits as % of Revenue	109.8%	106.1%	80.1% or below	
	True Days Cash - Calendar Days on which can operate	85	88	90 or above optimal	

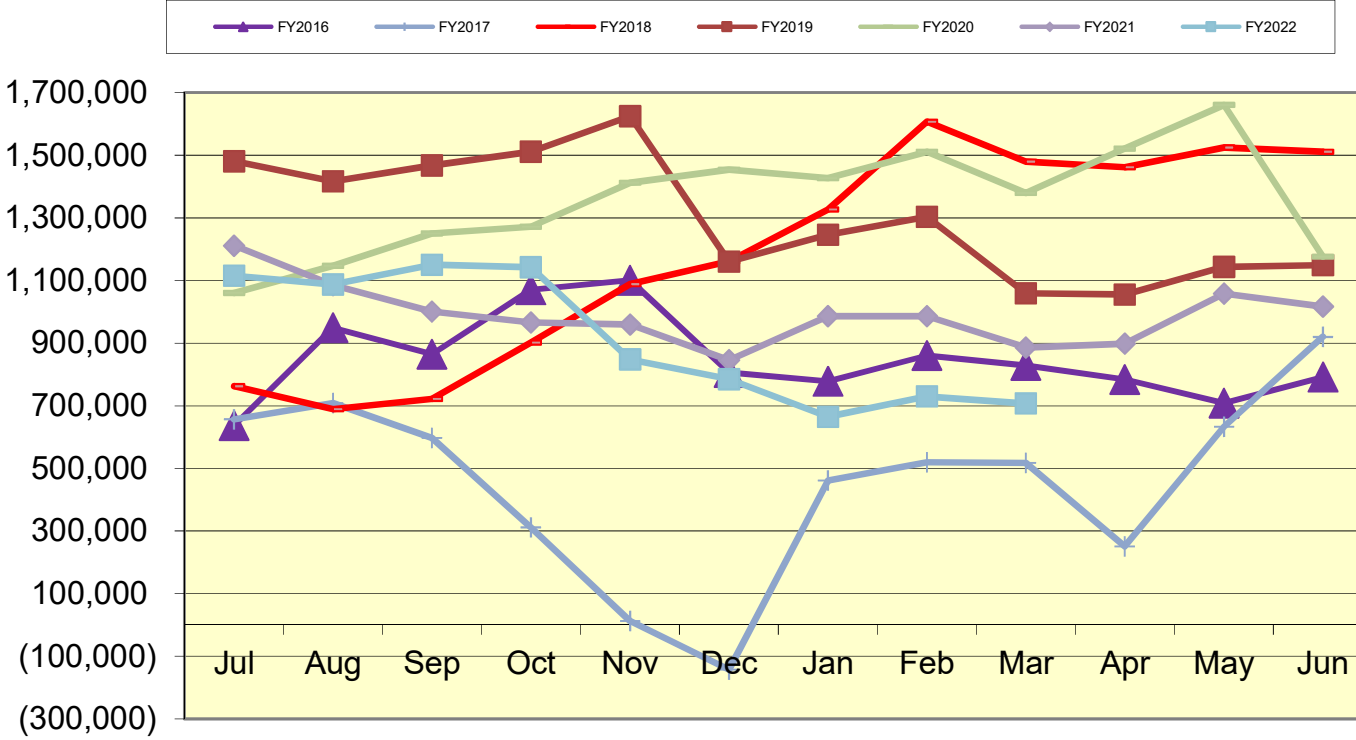
Lexington Local Schools General Fund Cash Balance



Lexington Local Schools Food Service Fund Cash Balance



Lexington Local Schools Employee Benefits Fund Cash Balance



Lexington Local Schools

Permanent Improvement Fund 3/31/2022

	Budgeted Amount	Actual Fiscal Year Expended	Current Encumbrances	Expenses / Encumbrances Over/Under Estimate	Remaining Estimated PI Project Costs
Instruction and Administration					
Eastern Elementary Equipment/Materials	\$ 150.00	\$ 71.42	\$ -	\$78.58	\$78.58
Central Elementary Equipment/Materials	\$ 7,089.07	\$ 5,043.91	\$ 1,565.00	\$480.16	\$480.16
HS Music Equipment	\$ 4,538.99	\$ 4,937.49	\$ -	(\$398.50)	\$0.00
Maintenance					
New Maintenance Garage	\$ 700,000.00	\$ 267,712.53	\$ 432,287.47	\$0.00	\$0.00
Maintenance Tractor w/Dump Bed Kit	\$ 11,391.00	\$ 11,391.00	\$ -	\$0.00	\$0.00
Eastern Elementary Feedwater Tank Replacement	\$ 10,480.00	\$ 6,480.00	\$ 4,000.00	\$0.00	\$0.00
HS Retaining Wall with Geo Grid Reinforcement and Signage	\$ 11,000.00	\$ 10,874.00	\$ -	\$126.00	\$0.00
Transportation					
New bus	\$ 101,859.00	\$ 101,859.00	\$ -	\$0.00	\$0.00
Bus Fuel Tank Removal and Installation	\$ 40,000.00	\$ 34,850.00	\$ 5,150.00	\$0.00	\$0.00
Technology					
Computers, servers, tech equip., etc.	\$ 100,000.00	\$ 13,159.69	\$ 4,011.04	\$82,829.27	\$82,829.27
Food Service					
Food Service Equipment	\$ 4,438.34	\$ 4,218.91	\$ 219.43	\$0.00	\$0.00
Athletics and Student Activities					
HS Athletics Equipment	\$ 79,882.00	\$ 52,574.45	\$ 10,291.76	\$17,015.79	\$17,015.79
Fees					
Tax Collection Fees	\$ 14,500.00	\$ 5,608.00	\$ -	\$8,892.00	\$8,892.00
Totals					
	\$ 1,085,328.40	\$ 518,780.40	\$ 457,524.70	\$109,023.30	\$109,295.80
Total Budgeted	\$ 1,085,328.40				
Actual Cash Balance 7/1/21	\$ 467,930.96				
Revenues FY22 - Taxes from levy	\$ 360,305.97				
Expenditures FY22	\$ (518,780.40)				
Current Cash Balance	\$309,456.53				
Current Encumbrances	\$ (457,524.70)				
Available Balance	(\$148,068.17)				
Remaining Estimated Revenues FY22 - Taxes from levy	\$ 339,694.03				
Less: Remaining Estimated PI Project Costs	(\$109,295.80)				
Estimated 6/30/22 Carryover	\$ 82,330.06				

Lexington Local Schools

Food Service Fund 2021-22 vs. 2020-2021 vs. 2019-2020

							Beginning Balance 7/1/21	\$ 808
2020-2021 Through 3/31/22								
<i>Revenues</i>	District-Wide	High School	Junior High	Eastern	Central	Western	Total	
Student Type A, Ezpay, Misc	\$ -	\$ (1,318)	\$ (1,044)	\$ (434)	\$ 226	\$ 74	\$ (2,496)	
Student Break, Milk & A La Carte	\$ -	\$ 17,809	\$ 6,718	\$ 2,843	\$ 1,734	\$ 530	\$ 29,634	
Adult & Misc revenues	\$ 6,154	\$ 2,401	\$ 638	\$ 859	\$ 448	\$ 38	\$ 10,538	
State Reimb	\$ -	\$ -	\$ -	\$ -	\$ -	\$ -	\$ -	
Federal Reimb	\$ -	\$ 200,869	\$ 121,912	\$ 154,358	\$ 139,136	\$ 113,500	\$ 729,775	
Transfer In	\$ -	\$ -	\$ -	\$ -	\$ -	\$ -	\$ -	
Total Revenues	\$ 6,154	\$ 219,761	\$ 128,224	\$ 157,626	\$ 141,544	\$ 114,142	\$ 767,451	
<i>Expenses</i>								
Wages	\$ 38,571	\$ 84,988	\$ 41,068	\$ 28,452	\$ 26,473	\$ 27,515	\$ 247,067	
Severance	\$ -	\$ -	\$ -	\$ -	\$ -	\$ -	\$ -	
Retirement	\$ 8,956	\$ 14,610	\$ 6,906	\$ 6,949	\$ 4,238	\$ 4,928	\$ 46,587	
Medical	\$ 16,231	\$ 39,415	\$ 6,206	\$ 16,504	\$ 6,206	\$ 10,500	\$ 95,062	
Life, Dent, MC, WC	\$ 1,060	\$ 2,634	\$ 1,470	\$ 841	\$ 1,101	\$ 652	\$ 7,758	
Purch Serv, Repairs, Phone, Post	\$ 3,043	\$ 3,263	\$ 850	\$ 1,228	\$ 375	\$ 2,830	\$ 11,589	
Supplies	\$ 5,970	\$ -	\$ -	\$ -	\$ -	\$ -	\$ 5,970	
Food Costs	\$ -	\$ 71,140	\$ 32,379	\$ 64,693	\$ 22,363	\$ 30,219	\$ 220,794	
Equipment	\$ -	\$ -	\$ -	\$ -	\$ -	\$ -	\$ -	
Other Costs	\$ -	\$ -	\$ -	\$ -	\$ -	\$ -	\$ -	
Total Expenses	\$ 73,831	\$ 216,050	\$ 88,879	\$ 118,667	\$ 60,756	\$ 76,644	\$ 634,827	
Net Gain (Loss)	\$ (67,677)	\$ 3,711	\$ 39,345	\$ 38,959	\$ 80,788	\$ 37,498	\$ 132,624	
							Ending Cash Balance 3/31/22	\$ 133,432

							Beginning Balance 7/1/20	\$ 3,725
2020-2021 Through 3/31/21								
<i>Revenues</i>	District-Wide	High School	Junior High	Eastern	Central	Western	Total	
Student Type A, Ezpay, Misc	\$ -	\$ (1,288)	\$ 58	\$ 155	\$ 1,161	\$ 595	\$ 681	
Student Break, Milk & A La Carte	\$ -	\$ 11,754	\$ 3,256	\$ 3,165	\$ 2,256	\$ 1,266	\$ 21,697	
Adult & Misc revenues	\$ 3,123	\$ 1,678	\$ 602	\$ 661	\$ 352	\$ 67	\$ 6,483	
State Reimb	\$ -	\$ -	\$ -	\$ -	\$ -	\$ -	\$ -	
Federal Reimb	\$ -	\$ 93,626	\$ 74,015	\$ 89,966	\$ 92,870	\$ 77,939	\$ 428,416	
Transfer In	\$ -	\$ -	\$ -	\$ -	\$ -	\$ -	\$ -	
Total Revenues	\$ 3,123	\$ 105,770	\$ 77,931	\$ 93,947	\$ 96,639	\$ 79,867	\$ 457,277	
<i>Expenses</i>								
Wages	\$ 38,405	\$ 83,968	\$ 46,573	\$ 33,341	\$ 27,515	\$ 27,669	\$ 257,471	
Severance	\$ -	\$ -	\$ -	\$ -	\$ -	\$ -	\$ -	
Retirement	\$ 8,485	\$ 16,363	\$ 5,660	\$ 7,325	\$ 5,053	\$ 4,143	\$ 47,029	
Medical	\$ 16,211	\$ 39,436	\$ 12,417	\$ 27,018	\$ 11,212	\$ -	\$ 106,294	
Life, Dent, MC, WC	\$ 1,052	\$ 2,601	\$ 1,847	\$ 1,209	\$ 732	\$ 356	\$ 7,797	
Purch Serv, Repairs, Phone, Post	\$ 2,360	\$ 430	\$ 579	\$ 1,617	\$ 674	\$ 320	\$ 5,980	
Supplies	\$ 6,032	\$ 58,133	\$ 17,803	\$ 27,420	\$ 11,672	\$ 25,234	\$ 146,294	
Food Costs	\$ -	\$ -	\$ -	\$ -	\$ -	\$ -	\$ -	
Equipment	\$ -	\$ -	\$ -	\$ -	\$ -	\$ -	\$ -	
Other Costs	\$ -	\$ -	\$ -	\$ -	\$ -	\$ -	\$ -	
Total Expenses	\$ 72,545	\$ 200,931	\$ 84,879	\$ 97,930	\$ 56,858	\$ 57,722	\$ 570,865	
Net Gain (Loss)	\$ (69,422)	\$ (95,161)	\$ (6,948)	\$ (3,983)	\$ 39,781	\$ 22,145	\$ (113,588)	
							Ending Cash Balance 3/31/21	\$ (109,863)

							Beginning Balance 7/1/18	\$ (2,391)
2019-2020 Through 3/31/20								
<i>Revenues</i>	District-Wide	High School	Junior High	Eastern	Central	Western	Total	
Student Type A, Ezpay, Misc	\$ -	\$ 60,719	\$ 29,289	\$ 33,315	\$ 32,272	\$ 22,788	\$ 178,383	
Student Break, Milk & A La Carte	\$ -	\$ 29,956	\$ 8,885	\$ 8,119	\$ 5,951	\$ 5,158	\$ 58,069	
Adult & Misc revenues	\$ 3,625	\$ 3,946	\$ 884	\$ 1,650	\$ 1,260	\$ 1,065	\$ 12,430	
State Reimb	\$ -	\$ -	\$ -	\$ -	\$ -	\$ -	\$ -	
Federal Reimb	\$ -	\$ 40,034	\$ 28,472	\$ 46,098	\$ 41,864	\$ 27,987	\$ 184,455	
Transfer In	\$ -	\$ -	\$ -	\$ -	\$ -	\$ -	\$ -	
Total Revenues	\$ 3,625	\$ 134,655	\$ 67,530	\$ 89,182	\$ 81,347	\$ 56,998	\$ 433,337	
<i>Expenses</i>								
Wages	\$ 37,073	\$ 83,349	\$ 44,294	\$ 33,939	\$ 26,309	\$ 27,183	\$ 252,147	
Severance	\$ -	\$ -	\$ -	\$ -	\$ -	\$ -	\$ -	
Retirement	\$ 9,002	\$ 14,357	\$ 6,322	\$ 8,990	\$ 4,739	\$ 4,986	\$ 48,396	
Medical	\$ 20,095	\$ 34,918	\$ 12,276	\$ 26,710	\$ 9,089	\$ -	\$ 103,088	
Life, Dent, MC, WC	\$ 1,251	\$ 3,092	\$ 2,074	\$ 1,462	\$ 900	\$ 521	\$ 9,300	
Purch Serv, Repairs, Phone, Post	\$ 2,454	\$ 5,809	\$ 999	\$ 594	\$ 1,688	\$ 546	\$ 12,090	
Supplies	\$ 3,582	\$ -	\$ -	\$ -	\$ -	\$ -	\$ 3,582	
Food Costs	\$ -	\$ 47,282	\$ 23,872	\$ 38,120	\$ 12,266	\$ 10,978	\$ 132,518	
Equipment	\$ -	\$ -	\$ -	\$ -	\$ -	\$ -	\$ -	
Other Costs	\$ -	\$ -	\$ -	\$ -	\$ -	\$ -	\$ -	
Total Expenses	\$ 73,457	\$ 188,807	\$ 89,837	\$ 109,815	\$ 54,991	\$ 44,214	\$ 561,121	
Net Gain (Loss)	\$ (69,832)	\$ (54,152)	\$ (22,307)	\$ (20,633)	\$ 26,356	\$ 12,784	\$ (127,784)	
							Ending Cash Balance 3/31/20	\$ (130,175)

Start Date: 3/1/2022

End Date: 3/31/2022

LEXINGTON LOCAL SCHOOLS

Disbursement Summary Report

Reference Number	Check Number	Type	Date	Name	Vendor #	Status	Reconcile Date	Void Date	Amount
39991	0	ACCOUNTS_P AYABLE	3/11/2022	PITNEY BOWES GLOBAL FINANCIAL SERVICES	13717	RECONCILED	3/11/2022		\$ 492.72
39880	91736	ACCOUNTS_P AYABLE	3/2/2022	AMERICAN EXPRESS	10314	RECONCILED	3/7/2022		499.98
39892	91737	ACCOUNTS_P AYABLE	3/2/2022	ASHLEY REBILLOT	13752	RECONCILED	3/15/2022		289.86
39882	91738	ACCOUNTS_P AYABLE	3/2/2022	BRIDGEWAY ACADEMY	11513	RECONCILED	3/11/2022		5,684.00
39884	91739	ACCOUNTS_P AYABLE	3/2/2022	CARE EXPRESS PRODUCTS INC	13754	RECONCILED	3/16/2022		61.72
39885	91740	ACCOUNTS_P AYABLE	3/2/2022	COLE DISTRIBUTIN G	9752	RECONCILED	3/8/2022		12,631.06
39887	91741	ACCOUNTS_P AYABLE	3/2/2022	COMDOC INC	13671	RECONCILED	3/8/2022		124.75
39886	91742	ACCOUNTS_P AYABLE	3/2/2022	JAMES HAYES	13087	RECONCILED	3/8/2022		582.21
39891	91743	ACCOUNTS_P AYABLE	3/2/2022	JEFF EICHORN	13282	RECONCILED	3/23/2022		1,128.15
39888	91744	ACCOUNTS_P AYABLE	3/2/2022	KROGER COMPANY	5498	RECONCILED	3/7/2022		27.61
39881	91745	ACCOUNTS_P AYABLE	3/2/2022	NORTH CENTRAL OHIO MIDDLE SCHOOL SWIM LEAGUE	13741	RECONCILED	3/15/2022		150.00
39883	91746	ACCOUNTS_P AYABLE	3/2/2022	SAM'S CLUB DIRECT	5566	RECONCILED	3/9/2022		202.44
39889	91747	ACCOUNTS_P AYABLE	3/2/2022	THEN DESIGN ARCHITECTU RE LTD	13501	RECONCILED	3/8/2022		1,875.00
39890	91748	ACCOUNTS_P AYABLE	3/2/2022	WORKS INTERNATIO NAL INC	13138	RECONCILED	3/11/2022		2,709.00
39904	91749	ACCOUNTS_P AYABLE	3/7/2022	MID-OHIO ED. SERVICE CENTER	69	RECONCILED	3/14/2022		180.00
39912	91750	ACCOUNTS_P AYABLE	3/7/2022	RICHARD A. RUTH	2832	OUTSTANDIN G			145.00
39903	91751	ACCOUNTS_P AYABLE	3/7/2022	MEDINA COUNTY SCHOOLS' ESC	3780	RECONCILED	3/11/2022		170.00
39906	91752	ACCOUNTS_P AYABLE	3/7/2022	TREASURER STATE OF OHIO	5996	RECONCILED	3/11/2022		214.25
39897	91753	ACCOUNTS_P AYABLE	3/7/2022	CLEARWATE R SYSTEMS	6230	RECONCILED	3/14/2022		21.00
39908	91754	ACCOUNTS_P AYABLE	3/7/2022	PIONEER CAREER & TECHNOLOG Y	6280	RECONCILED	3/11/2022		25.50
39900	91755	ACCOUNTS_P AYABLE	3/7/2022	FAST EDDIES	7665	RECONCILED	3/15/2022		212.00
39899	91756	ACCOUNTS_P AYABLE	3/7/2022	EDGE DOCUMENT SOLUTIONS, LLC	9453	RECONCILED	3/15/2022		619.00

Start Date: 3/1/2022

End Date: 3/31/2022

LEXINGTON LOCAL SCHOOLS

Disbursement Summary Report

Reference Number	Check Number	Type	Date	Name	Vendor #	Status	Reconcile Date	Void Date	Amount
39915	91757	ACCOUNTS_P AYABLE	3/7/2022	TREASURER, STATE OF OHIO	9906	RECONCILED	3/11/2022		\$ 6,941.30
39910	91758	ACCOUNTS_P AYABLE	3/7/2022	RENHILL GROUP, INC.	10075	RECONCILED	3/11/2022		9,429.20
39902	91759	ACCOUNTS_P AYABLE	3/7/2022	LOFT VIOLIN SHOP	10698	RECONCILED	3/14/2022		1,445.00
39907	91760	ACCOUNTS_P AYABLE	3/7/2022	THE OHIO STATE UNIVERSITY	11385	RECONCILED	3/14/2022		10,000.00
39896	91761	ACCOUNTS_P AYABLE	3/7/2022	BRIDGEWAY ACADEMY	11513	RECONCILED	3/18/2022		2,280.00
39905	91762	ACCOUNTS_P AYABLE	3/7/2022	NOVA LUNA EDUC & CONSULTIN G	11942	RECONCILED	3/11/2022		972.00
39895	91763	ACCOUNTS_P AYABLE	3/7/2022	CAROLEE BALLIETT	13043	RECONCILED	3/15/2022		103.00
39901	91764	ACCOUNTS_P AYABLE	3/7/2022	JAMES HAYES	13087	RECONCILED	3/14/2022		776.28
39914	91765	ACCOUNTS_P AYABLE	3/7/2022	THEN DESIGN ARCHITECTU RE LTD	13501	RECONCILED	3/11/2022		49,696.09
39909	91766	ACCOUNTS_P AYABLE	3/7/2022	JACOB POINER	13528	RECONCILED	3/9/2022		291.79
39913	91767	ACCOUNTS_P AYABLE	3/7/2022	THE BREWER- GARRETT CO	13529	RECONCILED	3/16/2022		12,792.45
39894	91768	ACCOUNTS_P AYABLE	3/7/2022	AMAZON CAPITAL SERVICES	13575	RECONCILED	3/15/2022		730.65
39893	91769	ACCOUNTS_P AYABLE	3/7/2022	A BOOK COMPANY	13733	RECONCILED	3/17/2022		162.87
39911	91770	ACCOUNTS_P AYABLE	3/7/2022	RESPONDUS INC	13743	RECONCILED	3/21/2022		4,243.00
39898	91771	ACCOUNTS_P AYABLE	3/7/2022	DURACABLE	13755	RECONCILED	3/18/2022		1,377.24
39919	91772	ACCOUNTS_P AYABLE	3/9/2022	CULLIGAN QUALITY WATER	610	RECONCILED	3/16/2022		111.00
39927	91773	ACCOUNTS_P AYABLE	3/9/2022	TRANSPORTA TION ACCESSORIE S CO.	819	RECONCILED	3/15/2022		529.94
39925	91774	ACCOUNTS_P AYABLE	3/9/2022	SCHOOL SPECIALTY	6538	RECONCILED	3/23/2022		14.72
39924	91775	ACCOUNTS_P AYABLE	3/9/2022	QUENCH USA INC	9919	RECONCILED	3/23/2022		41.10
39926	91776	ACCOUNTS_P AYABLE	3/9/2022	ELIZABETH A. RIEGEL	10733	RECONCILED	3/16/2022		300.00
39923	91777	ACCOUNTS_P AYABLE	3/9/2022	O.E. MEYER COMPANY	10829	RECONCILED	3/24/2022		288.69
39920	91778	ACCOUNTS_P AYABLE	3/9/2022	HEALTHCAR E BILLING SERVICES	11018	RECONCILED	3/14/2022		217.10
39921	91779	ACCOUNTS_P AYABLE	3/9/2022	ROGER LONG	11814	RECONCILED	3/11/2022		75.00
39917	91780	ACCOUNTS_P AYABLE	3/9/2022	GALION COMMUNITY HOSPITAL	12104	RECONCILED	3/15/2022		55.00
39916	91781	ACCOUNTS_P AYABLE	3/9/2022	AMAZON CAPITAL SERVICES	13575	RECONCILED	3/16/2022		985.16
39918	91782	ACCOUNTS_P AYABLE	3/9/2022	COMDOC INC	13671	RECONCILED	3/15/2022		2,312.55

Start Date: 3/1/2022

End Date: 3/31/2022

LEXINGTON LOCAL SCHOOLS

Disbursement Summary Report

Reference Number	Check Number	Type	Date	Name	Vendor #	Status	Reconcile Date	Void Date	Amount
39922	91783	ACCOUNTS_P AYABLE	3/9/2022	NAPA	13723	RECONCILED	3/14/2022		\$ 26.60
39934	91784	ACCOUNTS_P AYABLE	3/10/2022	ALFRED NICKLES BAKERY	613	RECONCILED	3/16/2022		1,061.94
39929	91785	ACCOUNTS_P AYABLE	3/10/2022	AMANDA BADERTSCH ER	13224	OUTSTANDIN G			40.00
39928	91786	ACCOUNTS_P AYABLE	3/10/2022	AMAZON CAPITAL SERVICES	13575	RECONCILED	3/16/2022		288.02
39932	91787	ACCOUNTS_P AYABLE	3/10/2022	ASHLEY N MCLAUGHLI N	13599	RECONCILED	3/14/2022		100.00
39930	91788	ACCOUNTS_P AYABLE	3/10/2022	CULLIGAN QUALITY WATER	610	RECONCILED	3/16/2022		74.00
39931	91789	ACCOUNTS_P AYABLE	3/10/2022	INSTITUTE FOR ED. DEVELOPME NT	8313	RECONCILED	3/22/2022		279.00
39933	91790	ACCOUNTS_P AYABLE	3/10/2022	MATT MILLINGER	13697	RECONCILED	3/22/2022		237.83
39935	91791	ACCOUNTS_P AYABLE	3/10/2022	NORTH CENTRAL OHIO ESC	9382	RECONCILED	3/15/2022		2,875.00
39936	91792	ACCOUNTS_P AYABLE	3/10/2022	SMITHFOOD S, INC	11797	RECONCILED	3/16/2022		5,501.98
39937	91793	ACCOUNTS_P AYABLE	3/10/2022	STANTON SHEET MUSIC	22	RECONCILED	3/15/2022		59.20
39938	91794	REFUND	3/11/2022	MADISON LOCAL SCHOOLS	928	RECONCILED	3/18/2022		1,629.85
39941	91795	ACCOUNTS_P AYABLE	3/11/2022	ALLIED SUPPLY CO, INC	11862	RECONCILED	3/18/2022		10.20
39949	91796	ACCOUNTS_P AYABLE	3/11/2022	AMAZON CAPITAL SERVICES	13575	RECONCILED	3/18/2022		1,064.15
39947	91797	ACCOUNTS_P AYABLE	3/11/2022	ARMSTRONG TOOL & SUPPLY	7211	RECONCILED	3/17/2022		836.67
39942	91798	ACCOUNTS_P AYABLE	3/11/2022	COLE DISTRIBUTIN G	9752	RECONCILED	3/18/2022		438.25
39955	91799	ACCOUNTS_P AYABLE	3/11/2022	CULLIGAN QUALITY WATER	610	RECONCILED	3/17/2022		37.00
39957	91800	ACCOUNTS_P AYABLE	3/11/2022	ELZY MILLING & TRADE LTD.	10593	RECONCILED	3/17/2022		300.00
39944	91801	ACCOUNTS_P AYABLE	3/11/2022	EQUIPARTS	11070	RECONCILED	3/17/2022		2,263.41
39954	91802	ACCOUNTS_P AYABLE	3/11/2022	F& F BEARING CO. LLC	13517	RECONCILED	3/17/2022		70.74
39940	91803	ACCOUNTS_P AYABLE	3/11/2022	G & L SUPPLY	713	RECONCILED	3/18/2022		28.55
39950	91804	ACCOUNTS_P AYABLE	3/11/2022	GRAINGER	5843	RECONCILED	3/18/2022		1,503.30
39951	91805	ACCOUNTS_P AYABLE	3/11/2022	J & B ACCOUSTICA L	1555	RECONCILED	3/16/2022		569.09
39956	91806	ACCOUNTS_P AYABLE	3/11/2022	JOSTENS	10830	RECONCILED	3/21/2022		34.50

Start Date: 3/1/2022

End Date: 3/31/2022

LEXINGTON LOCAL SCHOOLS

Disbursement Summary Report

Reference Number	Check Number	Type	Date	Name	Vendor #	Status	Reconcile Date	Void Date	Amount
39945	91807	ACCOUNTS_P AYABLE	3/11/2022	K B Z ELECTRIC INC.	3923	RECONCILED	3/23/2022		\$ 472.24
39959	91808	ACCOUNTS_P AYABLE	3/11/2022	KELL ACE HARDWARE	8329	RECONCILED	3/17/2022		98.09
39953	91809	ACCOUNTS_P AYABLE	3/11/2022	MENARDS	10810	RECONCILED	3/28/2022		49.28
39961	91810	ACCOUNTS_P AYABLE	3/11/2022	MODEL ME KIDS, LLC	11446	RECONCILED	3/25/2022		36.90
39943	91811	ACCOUNTS_P AYABLE	3/11/2022	NORTH CENTRAL OHIO ESC	9382	RECONCILED	3/17/2022		61.50
39939	91812	ACCOUNTS_P AYABLE	3/11/2022	RUMPKE	11508	RECONCILED	3/24/2022		966.47
39958	91813	ACCOUNTS_P AYABLE	3/11/2022	SCHOOL SPECIALTY	6538	RECONCILED	3/28/2022		371.17
39960	91814	ACCOUNTS_P AYABLE	3/11/2022	SIESEL DISTRIBUTIN G	10297	RECONCILED	3/21/2022		2,848.53
39952	91815	ACCOUNTS_P AYABLE	3/11/2022	STANDARD PLUMBING & HEATING CO	4036	RECONCILED	3/22/2022		237.50
39946	91816	ACCOUNTS_P AYABLE	3/11/2022	WATSON'S DISCOUNT VACUUM	13716	RECONCILED	3/21/2022		166.00
39948	91817	ACCOUNTS_P AYABLE	3/11/2022	WELLINGTO N IMPLEMENT CO INC	13670	VOID		3/14/2022	547.81
39962	91818	ACCOUNTS_P AYABLE	3/11/2022	WOLFF BROS. SUPPLY, INC.	8585	RECONCILED	3/18/2022		313.47
39965	91819	ACCOUNTS_P AYABLE	3/11/2022	EQUIPARTS	11070	RECONCILED	3/18/2022		139.76
39964	91820	ACCOUNTS_P AYABLE	3/11/2022	WELLINGTO N IMPLEMENT CO INC	13670	RECONCILED	3/22/2022		408.05
39973	91821	ACCOUNTS_P AYABLE	3/16/2022	G & L SUPPLY	713	RECONCILED	3/24/2022		864.00
39969	91822	ACCOUNTS_P AYABLE	3/16/2022	CHARLES RITTER CO.	907	RECONCILED	3/21/2022		69.78
39975	91823	ACCOUNTS_P AYABLE	3/16/2022	HYATT REGENCY	2847	RECONCILED	3/28/2022		424.00
39968	91824	ACCOUNTS_P AYABLE	3/16/2022	CARDINAL BUS SALES & SERVICE	6515	RECONCILED	3/22/2022		562.78
39976	91825	ACCOUNTS_P AYABLE	3/16/2022	KIMBALL MIDWEST	11066	RECONCILED	3/22/2022		96.96
39978	91826	ACCOUNTS_P AYABLE	3/16/2022	THE REHAB CENTER	11246	RECONCILED	3/24/2022		13,621.25
39977	91827	ACCOUNTS_P AYABLE	3/16/2022	CINDY SHASKY	11569	RECONCILED	3/22/2022		34.99
39972	91828	ACCOUNTS_P AYABLE	3/16/2022	FLUENCY MATTERS	12193	RECONCILED	3/29/2022		3,045.00
39974	91829	ACCOUNTS_P AYABLE	3/16/2022	JAMES HAYES	13087	RECONCILED	3/29/2022		776.28
39971	91830	ACCOUNTS_P AYABLE	3/16/2022	FINLEY'S FACILITIES SERVICES	13571	RECONCILED	3/22/2022		778.99
39967	91831	ACCOUNTS_P AYABLE	3/16/2022	AMAZON CAPITAL SERVICES	13575	RECONCILED	3/22/2022		599.50
39966	91832	ACCOUNTS_P AYABLE	3/16/2022	AGPARTS WORLDWIDE INC	13735	RECONCILED	3/22/2022		9,074.10

Start Date: 3/1/2022

End Date: 3/31/2022

LEXINGTON LOCAL SCHOOLS

Disbursement Summary Report

Reference Number	Check Number	Type	Date	Name	Vendor #	Status	Reconcile Date	Void Date	Amount
39970	91833	ACCOUNTS_P AYABLE	3/16/2022	JENNIFER CRUM	13756	RECONCILED	3/24/2022		\$ 149.00
39979	91834	REFUND	3/17/2022	ALAINA ROY	13757	OUTSTANDIN G			40.00
39996	91835	ACCOUNTS_P AYABLE	3/18/2022	MID-OHIO ED. SERVICE CENTER	69	RECONCILED	3/21/2022		33.20
40004	91836	ACCOUNTS_P AYABLE	3/18/2022	AWARDSMIT H	1370	RECONCILED	3/25/2022		39.50
40002	91837	ACCOUNTS_P AYABLE	3/18/2022	SCHOLASTIC BOOK FAIRS	1785	RECONCILED	3/22/2022		4,317.88
40008	91838	ACCOUNTS_P AYABLE	3/18/2022	LOUIS MICHAEL TOMMELLEO	6176	RECONCILED	3/22/2022		140.00
40006	91839	ACCOUNTS_P AYABLE	3/18/2022	CARDINAL BUS SALES & SERVICE	6515	RECONCILED	3/22/2022		2,368.42
40007	91840	ACCOUNTS_P AYABLE	3/18/2022	UPS STORE	8483	RECONCILED	3/25/2022		12.61
39997	91841	ACCOUNTS_P AYABLE	3/18/2022	C BRETT NEUENSCH WANDER	8662	RECONCILED	3/29/2022		140.00
40005	91842	ACCOUNTS_P AYABLE	3/18/2022	CBIZ BENEFITS & INSURANCE	8780	RECONCILED	3/22/2022		2,750.00
39999	91843	ACCOUNTS_P AYABLE	3/18/2022	DrawingBoar d Printing	9471	RECONCILED	3/25/2022		242.10
39992	91844	ACCOUNTS_P AYABLE	3/18/2022	COLE DISTRIBUTIN G	9752	RECONCILED	3/22/2022		4,348.00
39994	91845	ACCOUNTS_P AYABLE	3/18/2022	ALLERTON HILL CONSULTIN G	11155	RECONCILED	3/29/2022		12,500.00
39998	91846	ACCOUNTS_P AYABLE	3/18/2022	COLUMBIA GAS	11662	RECONCILED	3/25/2022		4,340.77
39993	91847	ACCOUNTS_P AYABLE	3/18/2022	AMERICAN FIDELITY ADMIN	11663	RECONCILED	3/25/2022		490.00
40000	91848	ACCOUNTS_P AYABLE	3/18/2022	CHRISTOPHE R GLENNON	13459	RECONCILED	3/25/2022		280.00
39995	91849	ACCOUNTS_P AYABLE	3/18/2022	AMAZON CAPITAL SERVICES	13575	RECONCILED	3/23/2022		434.68
40003	91850	ACCOUNTS_P AYABLE	3/18/2022	STEALTH PARTNER GROUP	13604	RECONCILED	3/22/2022		40,148.69
40001	91851	ACCOUNTS_P AYABLE	3/18/2022	GRACIE PFIEFFER	13676	RECONCILED	3/23/2022		24.59
40009	91852	ACCOUNTS_P AYABLE	3/22/2022	GRADY ENTERPRISE S, INC.	9664	OUTSTANDIN G			1,102.41
40010	91853	ACCOUNTS_P AYABLE	3/22/2022	THE OHIO STATE UNIVERSITY	11385	OUTSTANDIN G			442.67
40012	91854	ACCOUNTS_P AYABLE	3/24/2022	AMERICAN ELECTRIC POWER	701	OUTSTANDIN G			36,106.13
40015	91855	ACCOUNTS_P AYABLE	3/24/2022	FRIENDLY HOUSE	1070	RECONCILED	3/31/2022		10,750.00
40018	91856	ACCOUNTS_P AYABLE	3/24/2022	LEHR AWNING	1291	RECONCILED	3/31/2022		45.00
40020	91857	ACCOUNTS_P AYABLE	3/24/2022	MVD SPORTS	6482	OUTSTANDIN G			1,463.00
40030	91858	ACCOUNTS_P AYABLE	3/24/2022	VERIZON WIRELESS	7415	RECONCILED	3/30/2022		380.88

Start Date: 3/1/2022

End Date: 3/31/2022

LEXINGTON LOCAL SCHOOLS

Disbursement Summary Report

Reference Number	Check Number	Type	Date	Name	Vendor #	Status	Reconcile Date	Void Date	Amount
40016	91859	ACCOUNTS_P AYABLE	3/24/2022	GIONINO'S PIZZERIA	9153	OUTSTANDIN G			\$ 229.00
40022	91860	ACCOUNTS_P AYABLE	3/24/2022	NORTH CENTRAL STATE COLLEGE	10401	RECONCILED	3/30/2022		3,355.14
40027	91861	ACCOUNTS_P AYABLE	3/24/2022	ELIZABETH A. RIEGEL	10733	OUTSTANDIN G			400.00
40024	91862	ACCOUNTS_P AYABLE	3/24/2022	LIZ SAVKA	12167	OUTSTANDIN G			156.20
40025	91863	ACCOUNTS_P AYABLE	3/24/2022	SC STRATEGIC SOLUTIONS LLC	12178	RECONCILED	3/30/2022		908.88
40029	91864	ACCOUNTS_P AYABLE	3/24/2022	UCP OF GREATER CLEVELAND	13006	RECONCILED	3/29/2022		8,950.00
40023	91865	ACCOUNTS_P AYABLE	3/24/2022	OHIO.NET INTERNET PROVIDERS	13038	RECONCILED	3/29/2022		428.57
40017	91866	ACCOUNTS_P AYABLE	3/24/2022	HEARTLAND DESIGN CONCEPTS	13041	OUTSTANDIN G			90.00
40014	91867	ACCOUNTS_P AYABLE	3/24/2022	EJ THERAPY INC	13137	OUTSTANDIN G			45,377.50
40013	91868	ACCOUNTS_P AYABLE	3/24/2022	AMANDA BADERTSCH ER	13224	OUTSTANDIN G			90.00
40011	91869	ACCOUNTS_P AYABLE	3/24/2022	AMAZON CAPITAL SERVICES	13575	RECONCILED	3/29/2022		230.45
40028	91870	ACCOUNTS_P AYABLE	3/24/2022	STOODT'S FRESH MARKET	13591	RECONCILED	3/29/2022		106.55
40019	91871	ACCOUNTS_P AYABLE	3/24/2022	ASHLEY N MCLAUGHLI N	13599	RECONCILED	3/28/2022		155.00
40021	91872	ACCOUNTS_P AYABLE	3/24/2022	NAPA	13723	RECONCILED	3/29/2022		18.90
40026	91873	ACCOUNTS_P AYABLE	3/24/2022	SOUTH CENTRAL LOCAL SCHOOLS	13758	OUTSTANDIN G			175.00
40031	91874	ACCOUNTS_P AYABLE	3/24/2022	JAMES HAYES	13087	RECONCILED	3/29/2022		388.14
40032	91875	ACCOUNTS_P AYABLE	3/29/2022	AMAZON CAPITAL SERVICES	13575	OUTSTANDIN G			368.64
40037	91876	ACCOUNTS_P AYABLE	3/29/2022	FLINN SCIENTIFIC	5830	OUTSTANDIN G			3,874.96
40042	91877	ACCOUNTS_P AYABLE	3/29/2022	HIGH NOON BOOKS	3254	OUTSTANDIN G			117.70
40039	91878	ACCOUNTS_P AYABLE	3/29/2022	JAMES HAYES	13087	OUTSTANDIN G			776.28
40045	91879	ACCOUNTS_P AYABLE	3/29/2022	JEFF McFARLAND	10235	RECONCILED	3/31/2022		109.99
40038	91880	ACCOUNTS_P AYABLE	3/29/2022	MANSFIELD CITY SCHOOLS	5990	OUTSTANDIN G			1,066.35
40044	91881	ACCOUNTS_P AYABLE	3/29/2022	NAPA	13723	OUTSTANDIN G			29.38
40043	91882	ACCOUNTS_P AYABLE	3/29/2022	NATIONAL SCHOOL FORMS INC	13454	OUTSTANDIN G			587.90
40033	91883	ACCOUNTS_P AYABLE	3/29/2022	O.E. MEYER COMPANY	10829	OUTSTANDIN G			6.72

Start Date: 3/1/2022

End Date: 3/31/2022

LEXINGTON LOCAL SCHOOLS

Disbursement Summary Report

Reference Number	Check Number	Type	Date	Name	Vendor #	Status	Reconcile Date	Void Date	Amount
40035	91884	ACCOUNTS_P AYABLE	3/29/2022	RENHILL GROUP, INC.	10075	OUTSTANDIN G			\$ 27,607.08
40034	91885	ACCOUNTS_P AYABLE	3/29/2022	RICHEY & SONS INC	13715	OUTSTANDIN G			665.00
40040	91886	ACCOUNTS_P AYABLE	3/29/2022	SAM'S CLUB DIRECT	5566	OUTSTANDIN G			329.72
40036	91887	ACCOUNTS_P AYABLE	3/29/2022	SHOOK CONSTRUCTI ON CO	13525	OUTSTANDIN G			3,089,792.04
40041	91888	ACCOUNTS_P AYABLE	3/29/2022	UPS STORE	8483	OUTSTANDIN G			34.37
40046	91889	ACCOUNTS_P AYABLE	3/29/2022	VICKIE STIMA	9690	OUTSTANDIN G			35.69
40054	91890	ACCOUNTS_P AYABLE	3/31/2022	AMAZON CAPITAL SERVICES	13575	OUTSTANDIN G			161.25
40059	91891	ACCOUNTS_P AYABLE	3/31/2022	CAPITAL ONE	3469	OUTSTANDIN G			395.96
40048	91892	ACCOUNTS_P AYABLE	3/31/2022	CARDINAL BUS SALES & SERVICE	6515	OUTSTANDIN G			546.72
40053	91893	ACCOUNTS_P AYABLE	3/31/2022	COLE DISTRIBUTIN G	9752	OUTSTANDIN G			3,098.07
40049	91894	ACCOUNTS_P AYABLE	3/31/2022	GAME ONE	11017	OUTSTANDIN G			7,899.00
40051	91895	ACCOUNTS_P AYABLE	3/31/2022	JEFF EICHORN	13282	OUTSTANDIN G			90.56
40057	91896	ACCOUNTS_P AYABLE	3/31/2022	JESSICA DUFFEY	11215	OUTSTANDIN G			675.00
40055	91897	ACCOUNTS_P AYABLE	3/31/2022	JOSTENS	10830	OUTSTANDIN G			19.23
40058	91898	ACCOUNTS_P AYABLE	3/31/2022	KIMBLE SEPTIC & PORTA-POT, INC	4037	OUTSTANDIN G			365.00
40056	91899	ACCOUNTS_P AYABLE	3/31/2022	MADISON LOCAL SCHOOLS	928	OUTSTANDIN G			150.00
40047	91900	ACCOUNTS_P AYABLE	3/31/2022	STANTON SHEET MUSIC	22	OUTSTANDIN G			325.78
40052	91901	ACCOUNTS_P AYABLE	3/31/2022	STOODT'S FRESH MARKET	13591	OUTSTANDIN G			44.45
40050	91902	ACCOUNTS_P AYABLE	3/31/2022	VILLAGE OF LEXINGTON	704	OUTSTANDIN G			7,630.99
40060	91903	ACCOUNTS_P AYABLE	3/31/2022	LEXINGTON ATHLETIC DEPT.	3520	OUTSTANDIN G			320.00
39963	691792	ACCOUNTS_P AYABLE	3/10/2022	GORDON FOOD SERVICE	900652	RECONCILED	3/14/2022		22,479.70
39983	691793	ACCOUNTS_P AYABLE	3/17/2022	LEXINGTON SCHOOLS - PAYROLL	900934	RECONCILED	3/17/2022		8,321.06
39980	691794	ACCOUNTS_P AYABLE	3/17/2022	MEMO- S.E.R.S.	900997	RECONCILED	3/17/2022		2,724.86
39981	691795	ACCOUNTS_P AYABLE	3/17/2022	MEMO- S.T.R.S.	900998	RECONCILED	3/17/2022		7,249.69
39984	691796	PAYROLL	3/18/2022	LEXINGTON LOCAL SCHOOLS		RECONCILED	3/18/2022		596,912.41
39982	691797	PAYROLL	3/2/2022	LEXINGTON LOCAL SCHOOLS		RECONCILED	3/2/2022		616,099.88

Start Date: 3/1/2022

End Date: 3/31/2022

LEXINGTON LOCAL SCHOOLS Disbursement Summary Report

Reference Number	Check Number	Type	Date	Name	Vendor #	Status	Reconcile Date	Void Date	Amount
39985	691798	ACCOUNTS_P AYABLE	3/17/2022	MEMO-MID OHIO ESC	900069	RECONCILED	3/17/2022		\$ 37,395.06
39986	691799	ACCOUNTS_P AYABLE	3/18/2022	ZIONS BANCORPOR ATION, NATIONAL	900319	RECONCILED	3/18/2022		935,828.13
39988	691800	ACCOUNTS_P AYABLE	3/18/2022	ANTHEM BENEFIT SERVICES	900902	RECONCILED	3/18/2022		372,727.37
39987	691801	ACCOUNTS_P AYABLE	3/18/2022	LEXINGTON SCHOOLS - PAYROLL	900934	RECONCILED	3/18/2022		8,038.44
39989	691802	ACCOUNTS_P AYABLE	3/18/2022	MEMO- S.E.R.S.	900997	RECONCILED	3/18/2022		50,503.39
39990	691803	ACCOUNTS_P AYABLE	3/18/2022	MEMO- S.T.R.S.	900998	RECONCILED	3/18/2022		128,755.16
40061	691804	ACCOUNTS_P AYABLE	3/31/2022	MORROW COUNTY AUDITOR	900359	OUTSTANDIN G			13,616.91
Grand Total									\$ 6,322,134.81

Reporting Period: March 2022 (FY 2022)

4/5/22 8:35 AM

Start Date: 3/01/2022

End Date: 3/31/2022

LEXINGTON LOCAL SCHOOLS Receipts Ledger Report

Receipt #	Line #	Date	Type	Description	Full Account Code	Amount
Fund: 001						
Receipt: 1111						
76842	1	3/22/2022	RC	Real Estate Tax - Morrow	001-1111-0000-000000-000	\$ 222,955.34
76842	2	3/22/2022	RC	Emergency Tax - Morrow	001-1111-0000-000000-000	141,834.67
						\$ 364,790.01
Receipt: 1122						
76842	6	3/22/2022	RC	Pers Prop Tax - Morrow	001-1122-0000-000000-000	30,712.90
76842	7	3/22/2022	RC	Pers Prop Tax Emerg - Morrow	001-1122-0000-000000-000	13,756.86
						\$ 44,469.76
Receipt: 1211						
76781	1	3/4/2022	RC	Preschool tuition	001-1211-0000-000000-500	700.00
76792	1	3/11/2022	RC	Preschool tuition	001-1211-0000-000000-500	100.00
76797	1	3/11/2022	RC	Preschool tuition	001-1211-0000-000000-500	400.00
76811	1	3/15/2022	RC	Preschool tuition	001-1211-0000-000000-500	500.00
76817	1	3/17/2022	RC	Preschool tuition	001-1211-0000-000000-500	500.00
76825	1	3/18/2022	RC	Tuition	001-1211-0000-000000-000	680.41
76826	1	3/18/2022	RC	Tuition	001-1211-0000-000000-000	3,402.25
76852	1	3/29/2022	RC	Preschool tuition	001-1211-0000-000000-500	650.00
						\$ 6,932.66
Receipt: 1221						
76813	18	3/18/2022	RC	JV50 Tuition (SF-14)	001-1221-0000-000000-000	67,162.95
						\$ 67,162.95
Receipt: 1223						
76813	20	3/18/2022	RC	JV52 Tuition (SF-14)	001-1223-0000-000000-000	15,287.80
						\$ 15,287.80
Receipt: 1410						
76861	1	3/31/2022	RC	Richland Bank Interest	001-1410-0000-000000-000	10,589.97
						\$ 10,589.97
Receipt: 1740						
76779	1	3/1/2022	RC	CCP Tuition pymt	001-1740-0000-000000-100	666.20
76785	1	3/4/2022	RC	School fees	001-1740-0000-000000-100	183.80
76786	2	3/8/2022	RC	Central school fees	001-1740-0000-000000-400	192.00
76789	2	3/8/2022	RC	Central school fees	001-1740-0000-000000-400	216.00
76794	2	3/11/2022	RC	Eastern School Fees	001-1740-0000-000000-300	390.00
76795	2	3/11/2022	RC	Western school fees	001-1740-0000-000000-500	24.00
76804	1	3/15/2022	RC	School fees	001-1740-0000-000000-200	36.00
76805	1	3/15/2022	RC	Eastern school fees	001-1740-0000-000000-300	930.00
76808	1	3/15/2022	RC	CCP Tuition pymt	001-1740-0000-000000-100	1,498.95
76808	2	3/15/2022	RC	School Fees	001-1740-0000-000000-100	417.20
76812	2	3/15/2022	RC	Western school fees	001-1740-0000-000000-500	1,104.00

Reporting Period: March 2022 (FY 2022)

Start Date: 3/01/2022

End Date: 3/31/2022

4/5/22 8:35 AM

LEXINGTON LOCAL SCHOOLS
Receipts Ledger Report

Receipt #	Line #	Date	Type	Description	Full Account Code	Amount
76818	2	3/17/2022	RC	Western school fees	001-1740-0000-000000-500	\$ 216.00
76819	2	3/17/2022	RC	Western school fees	001-1740-0000-000000-500	144.00
76823	1	3/18/2022	RC	Eastern school fees	001-1740-0000-000000-300	210.00
76848	1	3/18/2022	RC	School fees	001-1740-0000-000000-100	93.00
76851	1	3/29/2022	RC	Eastern school fees	001-1740-0000-000000-300	90.00
76853	2	3/29/2022	RC	Western school fees	001-1740-0000-000000-500	312.00
76860	1	3/31/2022	RC	HS Fees - Pay For It	001-1740-0000-000000-100	233.20
76860	2	3/31/2022	RC	Central Fees - Pay For It	001-1740-0000-000000-400	90.00
76860	3	3/31/2022	RC	Jr High Fees - Pay For It	001-1740-0000-000000-200	30.00
76860	4	3/31/2022	RC	Eastern Fees - Pay For It	001-1740-0000-000000-300	390.00
76860	5	3/31/2022	RC	Western Fees - Pay For It	001-1740-0000-000000-500	450.00
						\$ 7,916.35
Receipt:	1890					
76824	2	3/18/2022	RC	Restitution - Village of Lex	001-1890-0000-000000-000	20.00
76824	9	3/18/2022	RC	Musical Instrument Recycling	001-1890-0000-000000-000	400.00
						\$ 420.00
Receipt:	3110					
76784	1	3/4/2022	RC	Base Cost	001-3110-0000-000000-000	246,242.92
76784	3	3/4/2022	RC	Targeted Assistance	001-3110-0000-000000-000	17,871.36
76784	4	3/4/2022	RC	Special Education Funding	001-3110-0000-000000-000	17,742.99
76784	8	3/4/2022	RC	Supplement Targeted Assistance	001-3110-0000-000000-000	0.00
76784	9	3/4/2022	RC	Temporary Transitional Aid Guarantee	001-3110-0000-000000-000	0.00
76784	11	3/4/2022	RC	Transportation	001-3110-0000-000000-000	19,625.47
76784	12	3/4/2022	RC	Formula Transition Supplement	001-3110-0000-000000-000	46.29
76784	13	3/4/2022	RC	Preschool Special Educ Funding	001-3110-0000-000000-000	5,040.73
76784	14	3/4/2022	RC	Special Educ Transportation	001-3110-0000-000000-000	3,832.68
76784	21	3/4/2022	RC	JV02 FY2021 Final #2	001-3110-0000-000000-000	(1,570.42)
76813	1	3/18/2022	RC	Base Cost	001-3110-0000-000000-000	246,155.56
76813	3	3/18/2022	RC	Targeted Assistance	001-3110-0000-000000-000	17,808.52
76813	4	3/18/2022	RC	Special Education Funding	001-3110-0000-000000-000	17,724.97
76813	8	3/18/2022	RC	Supplement Targeted Assistance	001-3110-0000-000000-000	0.00
76813	9	3/18/2022	RC	Temporary Transitional Aid Guarantee	001-3110-0000-000000-000	0.00
76813	11	3/18/2022	RC	Transportation	001-3110-0000-000000-000	19,625.46
76813	12	3/18/2022	RC	Formula Transition Supplement	001-3110-0000-000000-000	(59.69)
76813	13	3/18/2022	RC	Preschool Special Educ Funding	001-3110-0000-000000-000	5,596.01
76813	14	3/18/2022	RC	Special Educ Transportation	001-3110-0000-000000-000	3,770.66
76813	23	3/18/2022	RC	JV02 FY2021 Final #2	001-3110-0000-000000-000	(1,570.42)
						\$ 617,883.09
Receipt:	3211					
76784	5	3/4/2022	RC	Economic Disadvantaged Funding	001-3211-0000-000000-000	(16,400.03)

Reporting Period: March 2022 (FY 2022)

4/5/22 8:35 AM

Start Date: 3/01/2022

End Date: 3/31/2022

LEXINGTON LOCAL SCHOOLS
Receipts Ledger Report

Receipt #	Line #	Date	Type	Description	Full Account Code	Amount	
	76813	5	3/18/2022	RC	Economic Disadvantaged Funding	001-3211-0000-000000-000	\$ (16,400.02)
Receipt:	3215						\$ (32,800.05)
	76784	10	3/4/2022	RC	Career Tech Education Funding	001-3215-0000-000000-000	(3,426.51)
	76813	10	3/18/2022	RC	Career Tech Education Funding	001-3215-0000-000000-000	(3,426.53)
Receipt:	3216						\$ (6,853.04)
	76784	7	3/4/2022	RC	Gifted Education Funding	001-3216-0000-000000-000	4,405.17
	76813	7	3/18/2022	RC	Gifted Education Funding	001-3216-0000-000000-000	4,403.24
Receipt:	3217						\$ 8,808.41
	76784	6	3/4/2022	RC	English Learners Funding	001-3217-0000-000000-000	(1,630.30)
	76813	6	3/18/2022	RC	English Learners Funding	001-3217-0000-000000-000	(1,630.35)
Receipt:	3218						\$ (3,260.65)
	76784	2	3/4/2022	RC	Base Cost - Student Wellness and Success	001-3218-0000-000000-000	12,632.39
	76813	2	3/18/2022	RC	Base Cost - Student Wellness and Success	001-3218-0000-000000-000	12,627.90
Receipt:	3300						\$ 25,260.29
	76791	1	3/10/2022	RC	MEDICAID REIMBURSEMENT FOR 19-20 Adjudication	001-3300-0000-000000-000	58,576.73
	76844	1	3/31/2022	RC	MEDICAID Recd -3/24	001-3300-0000-000000-000	1,269.29
Fund:	002						\$ 59,846.02
Receipt:	1111						\$ 1,186,453.57
	76842	3	3/22/2022	RC	Bond Ret Tax - Morrow	002-1111-0000-000000-000	98,013.73
Receipt:	1122						\$ 98,013.73
	76842	8	3/22/2022	RC	Pers Prop Tax Bond Ret - Morrow	002-1122-0000-000000-000	8,637.99
Fund:	003						\$ 8,637.99
Receipt:	1111						\$ 106,651.72
	76842	4	3/22/2022	RC	Permanent Improv Tax - Morrow	003-1111-0000-000000-000	18,802.82
Receipt:	1122						\$ 18,802.82
	76842	9	3/22/2022	RC	Pers Prop Tax PI - Morrow	003-1122-0000-000000-000	2,879.31
Receipt:	1890						\$ 2,879.31

Reporting Period: March 2022 (FY 2022)

Start Date: 3/01/2022

End Date: 3/31/2022

4/5/22 8:35 AM

LEXINGTON LOCAL SCHOOLS Receipts Ledger Report

Receipt #	Line #	Date	Type	Description	Full Account Code	Amount
76827	1	3/23/2022	RC	Builders' Risk Claim Payment	003-1890-0000-000000-000	\$ 15,106.60
						<u>\$ 15,106.60</u>
Fund:	004					
Receipt:	1410					
76861	6	3/31/2022	RC	LFI Fund	004-1410-0000-000000-000	71.86
						<u>\$ 71.86</u>
Fund:	006					
Receipt:	1410					
76861	4	3/31/2022	RC	Richland Bank Interest	006-1410-0000-000000-000	186.57
						<u>\$ 186.57</u>
Receipt:	1511					
76799	26	3/4/2022	RC	HS Breakfast	006-1511-0000-000000-100	34.25
76799	27	3/4/2022	RC	Jr. Hi Breakfast	006-1511-0000-000000-200	0.75
76799	28	3/4/2022	RC	Eastern Breakfast	006-1511-0000-000000-300	0.00
76799	29	3/4/2022	RC	Central Breakfast	006-1511-0000-000000-400	0.00
76799	30	3/4/2022	RC	Western Breakfast	006-1511-0000-000000-500	0.00
76800	26	3/11/2022	RC	HS Breakfast	006-1511-0000-000000-100	26.25
76800	27	3/11/2022	RC	Jr. Hi Breakfast	006-1511-0000-000000-200	3.00
76800	28	3/11/2022	RC	Eastern Breakfast	006-1511-0000-000000-300	0.00
76800	29	3/11/2022	RC	Central Breakfast	006-1511-0000-000000-400	0.00
76800	30	3/11/2022	RC	Western Breakfast	006-1511-0000-000000-500	0.00
76822	26	3/18/2022	RC	HS Breakfast	006-1511-0000-000000-100	31.00
76822	27	3/18/2022	RC	Jr. Hi Breakfast	006-1511-0000-000000-200	1.50
76822	28	3/18/2022	RC	Eastern Breakfast	006-1511-0000-000000-300	1.00
76822	29	3/18/2022	RC	Central Breakfast	006-1511-0000-000000-400	0.00
76822	30	3/18/2022	RC	Western Breakfast	006-1511-0000-000000-500	0.00
76862	26	3/31/2022	RC	HS Breakfast	006-1511-0000-000000-100	0.00
76862	27	3/31/2022	RC	Jr. Hi Breakfast	006-1511-0000-000000-200	0.00
76862	28	3/31/2022	RC	Eastern Breakfast	006-1511-0000-000000-300	0.00
76862	29	3/31/2022	RC	Central Breakfast	006-1511-0000-000000-400	0.00
76862	30	3/31/2022	RC	Western Breakfast	006-1511-0000-000000-500	0.00
						<u>\$ 97.75</u>
Receipt:	1512					
76799	1	3/4/2022	RC	HS Stu. Type A	006-1512-0000-000000-100	0.00
76799	5	3/4/2022	RC	HS ROA Stu. Type A	006-1512-0000-000000-100	(512.44)
76799	6	3/4/2022	RC	Jr Hi Stu. Type A	006-1512-0000-000000-200	0.00
76799	10	3/4/2022	RC	Jr. Hi ROA Stu Type A	006-1512-0000-000000-200	(144.50)
76799	11	3/4/2022	RC	Eastern Stu. Type A	006-1512-0000-000000-300	0.00

Reporting Period: March 2022 (FY 2022)

4/5/22 8:35 AM

Start Date: 3/01/2022

End Date: 3/31/2022

LEXINGTON LOCAL SCHOOLS Receipts Ledger Report

Receipt #	Line #	Date	Type	Description	Full Account Code	Amount
76799	15	3/4/2022	RC	Eastern ROA Stu. Type A	006-1512-0000-000000-300	\$ (118.15)
76799	16	3/4/2022	RC	Central Stu. Type A	006-1512-0000-000000-400	0.00
76799	20	3/4/2022	RC	Central ROA Stu. Type A	006-1512-0000-000000-400	(28.23)
76799	21	3/4/2022	RC	Western Stu. Type A	006-1512-0000-000000-500	0.00
76799	25	3/4/2022	RC	Western ROA Stu. Type A	006-1512-0000-000000-500	(13.75)
76800	1	3/11/2022	RC	HS Stu. Type A	006-1512-0000-000000-100	0.00
76800	5	3/11/2022	RC	HS ROA Stu. Type A	006-1512-0000-000000-100	(610.15)
76800	6	3/11/2022	RC	Jr Hi Stu. Type A	006-1512-0000-000000-200	0.00
76800	10	3/11/2022	RC	Jr. Hi ROA Stu Type A	006-1512-0000-000000-200	(220.90)
76800	11	3/11/2022	RC	Eastern Stu. Type A	006-1512-0000-000000-300	0.00
76800	15	3/11/2022	RC	Eastern ROA Stu. Type A	006-1512-0000-000000-300	(138.50)
76800	16	3/11/2022	RC	Central Stu. Type A	006-1512-0000-000000-400	0.00
76800	20	3/11/2022	RC	Central ROA Stu. Type A	006-1512-0000-000000-400	(55.50)
76800	21	3/11/2022	RC	Western Stu. Type A	006-1512-0000-000000-500	0.00
76800	25	3/11/2022	RC	Western ROA Stu. Type A	006-1512-0000-000000-500	(5.75)
76822	1	3/18/2022	RC	HS Stu. Type A	006-1512-0000-000000-100	0.00
76822	5	3/18/2022	RC	HS ROA Stu. Type A	006-1512-0000-000000-100	(526.75)
76822	6	3/18/2022	RC	Jr Hi Stu. Type A	006-1512-0000-000000-200	0.00
76822	10	3/18/2022	RC	Jr. Hi ROA Stu Type A	006-1512-0000-000000-200	(324.00)
76822	11	3/18/2022	RC	Eastern Stu. Type A	006-1512-0000-000000-300	0.00
76822	15	3/18/2022	RC	Eastern ROA Stu. Type A	006-1512-0000-000000-300	(60.90)
76822	16	3/18/2022	RC	Central Stu. Type A	006-1512-0000-000000-400	0.00
76822	20	3/18/2022	RC	Central ROA Stu. Type A	006-1512-0000-000000-400	(93.10)
76822	21	3/18/2022	RC	Western Stu. Type A	006-1512-0000-000000-500	0.00
76822	25	3/18/2022	RC	Western ROA Stu. Type A	006-1512-0000-000000-500	4.50
76860	6	3/31/2022	RC	HS Lunch - Pay For It	006-1512-0000-000000-100	1,507.45
76860	7	3/31/2022	RC	Jr High Lunch - Pay For It	006-1512-0000-000000-200	697.05
76860	8	3/31/2022	RC	Eastern Lunch - Pay For It	006-1512-0000-000000-300	320.00
76860	9	3/31/2022	RC	Central Lunch - Pay For It	006-1512-0000-000000-400	55.00
76860	10	3/31/2022	RC	Western Lunch - Pay For It	006-1512-0000-000000-500	24.50
76862	1	3/31/2022	RC	HS Stu. Type A	006-1512-0000-000000-100	0.00
76862	5	3/31/2022	RC	HS ROA Stu. Type A	006-1512-0000-000000-100	0.00
76862	6	3/31/2022	RC	Jr Hi Stu. Type A	006-1512-0000-000000-200	0.00
76862	10	3/31/2022	RC	Jr. Hi ROA Stu Type A	006-1512-0000-000000-200	0.00
76862	11	3/31/2022	RC	Eastern Stu. Type A	006-1512-0000-000000-300	0.00
76862	15	3/31/2022	RC	Eastern ROA Stu. Type A	006-1512-0000-000000-300	0.00
76862	16	3/31/2022	RC	Central Stu. Type A	006-1512-0000-000000-400	0.00
76862	20	3/31/2022	RC	Central ROA Stu. Type A	006-1512-0000-000000-400	0.00
76862	21	3/31/2022	RC	Western Stu. Type A	006-1512-0000-000000-500	0.00
76862	25	3/31/2022	RC	Western ROA Stu. Type A	006-1512-0000-000000-500	0.00

Reporting Period: March 2022 (FY 2022)

Start Date: 3/01/2022

End Date: 3/31/2022

4/5/22 8:35 AM

LEXINGTON LOCAL SCHOOLS Receipts Ledger Report

Receipt #	Line #	Date	Type	Description	Full Account Code	Amount
						\$ (244.12)
Receipt:	1513					
76799	3	3/4/2022	RC	HS Stu. ALa Carte	006-1513-0000-000000-100	\$ 623.40
76799	8	3/4/2022	RC	Jr. Hi Stu. Ala Carte	006-1513-0000-000000-200	287.20
76799	13	3/4/2022	RC	Eastern Stu. Ala Carte	006-1513-0000-000000-300	100.65
76799	18	3/4/2022	RC	Central Stu. Ala Carte	006-1513-0000-000000-400	98.75
76799	23	3/4/2022	RC	Western Stu. Ala Carte	006-1513-0000-000000-500	19.75
76800	3	3/11/2022	RC	HS Stu. ALa Carte	006-1513-0000-000000-100	744.60
76800	8	3/11/2022	RC	Jr. Hi Stu. Ala Carte	006-1513-0000-000000-200	360.40
76800	13	3/11/2022	RC	Eastern Stu. Ala Carte	006-1513-0000-000000-300	119.00
76800	18	3/11/2022	RC	Central Stu. Ala Carte	006-1513-0000-000000-400	114.25
76800	23	3/11/2022	RC	Western Stu. Ala Carte	006-1513-0000-000000-500	7.25
76822	3	3/18/2022	RC	HS Stu. ALa Carte	006-1513-0000-000000-100	648.40
76822	8	3/18/2022	RC	Jr. Hi Stu. Ala Carte	006-1513-0000-000000-200	371.60
76822	13	3/18/2022	RC	Eastern Stu. Ala Carte	006-1513-0000-000000-300	111.90
76822	18	3/18/2022	RC	Central Stu. Ala Carte	006-1513-0000-000000-400	91.50
76822	23	3/18/2022	RC	Western Stu. Ala Carte	006-1513-0000-000000-500	24.25
76862	3	3/31/2022	RC	HS Stu. ALa Carte	006-1513-0000-000000-100	433.98
76862	8	3/31/2022	RC	Jr. Hi Stu. Ala Carte	006-1513-0000-000000-200	0.00
76862	13	3/31/2022	RC	Eastern Stu. Ala Carte	006-1513-0000-000000-300	0.00
76862	18	3/31/2022	RC	Central Stu. Ala Carte	006-1513-0000-000000-400	0.00
76862	23	3/31/2022	RC	Western Stu. Ala Carte	006-1513-0000-000000-500	0.00
						\$ 4,156.88
Receipt:	1514					
76799	2	3/4/2022	RC	HS Stu. Milk	006-1514-0000-000000-100	2.00
76799	7	3/4/2022	RC	Jr. Hi. Stu Milk	006-1514-0000-000000-200	2.50
76799	12	3/4/2022	RC	Eastern Stu. Milk	006-1514-0000-000000-300	1.00
76799	17	3/4/2022	RC	Central Stu. Milk	006-1514-0000-000000-400	0.50
76799	22	3/4/2022	RC	Western Stu. Milk	006-1514-0000-000000-500	0.00
76800	2	3/11/2022	RC	HS Stu. Milk	006-1514-0000-000000-100	1.50
76800	7	3/11/2022	RC	Jr. Hi. Stu Milk	006-1514-0000-000000-200	3.00
76800	12	3/11/2022	RC	Eastern Stu. Milk	006-1514-0000-000000-300	0.00
76800	17	3/11/2022	RC	Central Stu. Milk	006-1514-0000-000000-400	4.00
76800	22	3/11/2022	RC	Western Stu. Milk	006-1514-0000-000000-500	0.50
76822	2	3/18/2022	RC	HS Stu. Milk	006-1514-0000-000000-100	2.00
76822	7	3/18/2022	RC	Jr. Hi. Stu Milk	006-1514-0000-000000-200	4.00
76822	12	3/18/2022	RC	Eastern Stu. Milk	006-1514-0000-000000-300	0.50
76822	17	3/18/2022	RC	Central Stu. Milk	006-1514-0000-000000-400	1.00
76822	22	3/18/2022	RC	Western Stu. Milk	006-1514-0000-000000-500	0.50
76862	2	3/31/2022	RC	HS Stu. Milk	006-1514-0000-000000-100	0.00

Reporting Period: March 2022 (FY 2022)

4/5/22 8:35 AM

Start Date: 3/01/2022

End Date: 3/31/2022

LEXINGTON LOCAL SCHOOLS
Receipts Ledger Report

Receipt #	Line #	Date	Type	Description	Full Account Code	Amount	
76862	7	3/31/2022	RC	Jr. Hi. Stu Milk	006-1514-0000-000000-200	\$ 0.00	
76862	12	3/31/2022	RC	Eastern Stu. Milk	006-1514-0000-000000-300	0.00	
76862	17	3/31/2022	RC	Central Stu. Milk	006-1514-0000-000000-400	0.00	
76862	22	3/31/2022	RC	Western Stu. Milk	006-1514-0000-000000-500	0.00	
						\$ 23.00	
Receipt:	1523						
76799	4	3/4/2022	RC	HS Adult Ala Carte	006-1523-0000-000000-100	86.30	
76799	9	3/4/2022	RC	Jr. Hi Adult Ala Carte	006-1523-0000-000000-200	17.00	
76799	14	3/4/2022	RC	Eastern Adult Ala Carte	006-1523-0000-000000-300	28.25	
76799	19	3/4/2022	RC	Central Adult Ala Carte	006-1523-0000-000000-400	13.00	
76799	24	3/4/2022	RC	Western Adult Ala Carte	006-1523-0000-000000-500	0.75	
76800	4	3/11/2022	RC	HS Adult Ala Carte	006-1523-0000-000000-100	97.55	
76800	9	3/11/2022	RC	Jr. Hi Adult Ala Carte	006-1523-0000-000000-200	38.00	
76800	14	3/11/2022	RC	Eastern Adult Ala Carte	006-1523-0000-000000-300	50.50	
76800	19	3/11/2022	RC	Central Adult Ala Carte	006-1523-0000-000000-400	26.00	
76800	24	3/11/2022	RC	Western Adult Ala Carte	006-1523-0000-000000-500	0.00	
76822	4	3/18/2022	RC	HS Adult Ala Carte	006-1523-0000-000000-100	102.00	
76822	9	3/18/2022	RC	Jr. Hi Adult Ala Carte	006-1523-0000-000000-200	29.75	
76822	14	3/18/2022	RC	Eastern Adult Ala Carte	006-1523-0000-000000-300	26.50	
76822	19	3/18/2022	RC	Central Adult Ala Carte	006-1523-0000-000000-400	16.00	
76822	24	3/18/2022	RC	Western Adult Ala Carte	006-1523-0000-000000-500	2.75	
76862	4	3/31/2022	RC	HS Adult Ala Carte	006-1523-0000-000000-100	0.00	
76862	9	3/31/2022	RC	Jr. Hi Adult Ala Carte	006-1523-0000-000000-200	0.00	
76862	14	3/31/2022	RC	Eastern Adult Ala Carte	006-1523-0000-000000-300	0.00	
76862	19	3/31/2022	RC	Central Adult Ala Carte	006-1523-0000-000000-400	0.00	
76862	24	3/31/2022	RC	Western Adult Ala Carte	006-1523-0000-000000-500	0.00	
						\$ 534.35	
Receipt:	4120						
76835	1	3/23/2022	RC	Federal Reimb Lunch High	006-4120-0000-000000-100	28,310.29	
76835	2	3/23/2022	RC	Federal Reimb Lunch Jr High	006-4120-0000-000000-200	17,501.75	
76835	3	3/23/2022	RC	Federal Reimb Lunch Central	006-4120-0000-000000-400	17,100.25	
76835	4	3/23/2022	RC	Federal Reimb Lunch East	006-4120-0000-000000-300	19,956.38	
76835	5	3/23/2022	RC	Federal Reimb Lunch Western	006-4120-0000-000000-500	12,615.31	
76835	6	3/23/2022	RC	Fed Reimb Breakfast - High	006-4120-0000-000000-100	2,076.19	
76835	7	3/23/2022	RC	Federal Reimb Breakfast - Jr H	006-4120-0000-000000-200	992.51	
76835	8	3/23/2022	RC	Federal Reimb Break - Central	006-4120-0000-000000-400	2,464.33	
76835	9	3/23/2022	RC	Federal Reimb Break - East	006-4120-0000-000000-300	2,888.95	
76835	10	3/23/2022	RC	Federal Reimb Break - Western	006-4120-0000-000000-500	3,949.18	
						\$ 107,855.14	
						\$ 112,609.57	

Reporting Period: March 2022 (FY 2022)

4/5/22 8:35 AM

Start Date: 3/01/2022

End Date: 3/31/2022

LEXINGTON LOCAL SCHOOLS
Receipts Ledger Report

Receipt #	Line #	Date	Type	Description	Full Account Code	Amount
Fund: 007						
Receipt: 1410						
76861	5	3/31/2022	RC	Richland Bank Int - Minutemen	007-1410-9100-000000-000	\$ 186.62
						\$ 186.62
						\$ 186.62
Fund: 010						
Receipt: 1410						
76861	7	3/31/2022	RC	Classroom Facilities Fund	010-1410-0000-000000-000	238.20
						\$ 238.20
						\$ 238.20
Fund: 018						
Receipt: 1630						
76786	1	3/8/2022	RC	Central fees princ acct	018-1630-9400-000000-000	48.00
76789	1	3/8/2022	RC	Central fees princ acct	018-1630-9400-000000-000	54.00
76795	1	3/11/2022	RC	Western fees princ acct	018-1630-9500-000000-000	6.00
76812	1	3/15/2022	RC	Western fees princ acct	018-1630-9500-000000-000	276.00
76816	1	3/17/2022	RC	Kroger check	018-1630-9500-000000-000	330.42
76818	1	3/17/2022	RC	Western fees princ acct	018-1630-9500-000000-000	54.00
76819	1	3/17/2022	RC	Western fees princ acct	018-1630-9500-000000-000	36.00
76853	1	3/29/2022	RC	Western fees princ acct	018-1630-9500-000000-000	78.00
						\$ 882.42
Receipt: 1690						
76780	1	3/4/2022	RC	MD Coffee service	018-1690-9100-000000-000	84.25
76806	1	3/15/2022	RC	MD Coffee service	018-1690-9100-000000-000	90.25
76807	1	3/15/2022	RC	AP Exams	018-1690-9100-000000-000	40.00
76847	1	3/18/2022	RC	AP Exams	018-1690-9100-000000-000	480.00
76849	1	3/18/2022	RC	MD Coffee service	018-1690-9100-000000-000	69.25
76824	5	3/18/2022	RC	Richland Co. Solid Waste Grant	018-1690-9400-000000-000	500.00
						\$ 1,263.75
Receipt: 1820						
76783	1	3/4/2022	RC	Donation	018-1820-9500-000000-000	50.00
						\$ 50.00
Receipt: 1890						
76787	1	3/8/2022	RC	Box Tops	018-1890-9401-000000-000	21.30
76788	1	3/8/2022	RC	Lost/Damaged Library Books	018-1890-9401-000000-000	38.00
76782	1	3/4/2022	RC	Book Fair	018-1890-9501-000000-000	51.06
76796	1	3/11/2022	RC	Lost/Damaged Library books	018-1890-9501-000000-000	22.00
						\$ 132.36
						\$ 2,328.53

Fund: 019

Reporting Period: March 2022 (FY 2022)

4/5/22 8:35 AM

Start Date: 3/01/2022

End Date: 3/31/2022

LEXINGTON LOCAL SCHOOLS
Receipts Ledger Report

Receipt #	Line #	Date	Type	Description	Full Account Code	Amount
Receipt:		1890				
76824	6	3/18/2022	RC	PTO Recycling - Central	019-1890-9121-000000-000	\$ 15.91
76824	7	3/18/2022	RC	PTO Recycling - Eastern	019-1890-9122-000000-000	15.90
76824	8	3/18/2022	RC	PTO Recycling - Western	019-1890-9123-000000-000	15.90
						\$ 47.71
						\$ 47.71
Fund:		022				
Receipt:		1690				
76815	1	3/16/2022	RC	OHSAA Tourn Reimb - Regional Girls BB	022-1690-9601-000000-000	2,750.00
						\$ 2,750.00
						\$ 2,750.00
Fund:		024				
Receipt:		1410				
76861	2	3/31/2022	RC	Richland Bank Int. 024	024-1410-0000-000000-000	12.41
						\$ 12.41
Receipt:		1872				
76845	1	3/18/2022	RC	Board's Premiums March	024-1872-0000-000000-000	372,727.37
76846	1	3/18/2022	RC	Employees' Premiums March	024-1872-0000-000000-000	68,768.42
						\$ 441,495.79
						\$ 441,508.20
Fund:		034				
Receipt:		1111				
76842	5	3/22/2022	RC	Perm Improv (.5 Mill) - Morrow	034-1111-0000-000000-000	5,293.49
						\$ 5,293.49
Receipt:		1122				
76842	10	3/22/2022	RC	Pers Prop Tax-PI (.5 Mill)-Morrow	034-1122-0000-000000-000	533.21
						\$ 533.21
						\$ 5,826.70
Fund:		200				
Receipt:		1620				
76801	1	3/14/2022	RC	Wizard of Oz Online Sales	200-1620-9102-000000-000	207.00
76802	1	3/15/2022	RC	Wizard of Oz Online Sales	200-1620-9102-000000-000	36.00
76803	1	3/16/2022	RC	Wizard of Oz Online Sales	200-1620-9102-000000-000	695.00
76809	1	3/17/2022	RC	Wizard of Oz Online Sales	200-1620-9102-000000-000	51.00
76810	1	3/18/2022	RC	Wizard of Oz Online Sales	200-1620-9102-000000-000	171.00
76837	1	3/21/2022	RC	Wizard of Oz Online Sales	200-1620-9102-000000-000	60.00
76838	1	3/22/2022	RC	Wizard of Oz Online Sales	200-1620-9102-000000-000	191.00
76839	1	3/23/2022	RC	Wizard of Oz Online Sales	200-1620-9102-000000-000	461.00
76840	1	3/24/2022	RC	Wizard of Oz Online Sales	200-1620-9102-000000-000	56.00
76841	1	3/25/2022	RC	Wizard of Oz Online Sales	200-1620-9102-000000-000	45.00

Reporting Period: March 2022 (FY 2022)

4/5/22 8:35 AM

Start Date: 3/01/2022

End Date: 3/31/2022

LEXINGTON LOCAL SCHOOLS Receipts Ledger Report

Receipt #	Line #	Date	Type	Description	Full Account Code	Amount
76856	1	3/28/2022	RC	Wizard of Oz Online Sales	200-1620-9102-000000-000	\$ 68.00
76857	1	3/29/2022	RC	Wizard of Oz Online Sales	200-1620-9102-000000-000	72.00
76858	1	3/30/2022	RC	Wizard of Oz Online Sales	200-1620-9102-000000-000	269.00
76859	1	3/31/2022	RC	Wizard of Oz Online Sales	200-1620-9102-000000-000	274.00
						\$ 2,656.00
Receipt:	1690					
76824	1	3/18/2022	RC	JH Informed Teens Recycling	200-1690-9612-000000-000	12.42
76824	4	3/18/2022	RC	Richland Co. Solid Waste Grant	200-1690-9612-000000-000	500.00
						\$ 512.42
						\$ 3,168.42
Fund:	300					
Receipt:	1610					
76814	2	3/16/2022	RC	Season Tickets	300-1610-9600-000000-000	60.00
76854	1	3/30/2022	RC	JH Track Adm vs. Ontario/Clear Fork	300-1610-9600-000000-719	1,136.00
						\$ 1,196.00
Receipt:	1620					
76790	1	3/8/2022	RC	Program sales	300-1620-9600-000000-000	60.00
						\$ 60.00
Receipt:	1890					
76790	2	3/8/2022	RC	Swim Invite Entry Fee	300-1890-9600-000000-709	175.00
76814	1	3/16/2022	RC	Track Invite Entry Fee	300-1890-9600-000000-712	250.00
76821	1	3/17/2022	RC	Track Invite Entry Fee	300-1890-9600-000000-712	250.00
76854	2	3/30/2022	RC	Track Invite Entry Fee	300-1890-9600-000000-712	250.00
						\$ 925.00
						\$ 2,181.00
Fund:	451					
Receipt:	3219					
76798	1	3/8/2022	RC	Network Connectivity Revenue	451-3219-9022-000000-000	4,500.00
76843	1	3/25/2022	RC	Emergency Connectivity Fund FY 2022 Reclass	451-3219-9922-000000-000	(289,000.00)
						\$ (284,500.00)
						\$ (284,500.00)
Fund:	507					
Receipt:	4220					
76828	1	3/23/2022	RC	ARP ESSER Revenue	507-4220-9022-000000-000	49,699.94
76829	1	3/23/2022	RC	ESSER II Revenue	507-4220-9921-000000-000	14,486.80
						\$ 64,186.74
						\$ 64,186.74
Fund:	516					
Receipt:	4220					
76830	1	3/23/2022	RC	IDEA-B Revenue	516-4220-9022-000000-000	47,697.30

Reporting Period: March 2022 (FY 2022)

Start Date: 3/01/2022

End Date: 3/31/2022

4/5/22 8:35 AM

LEXINGTON LOCAL SCHOOLS
Receipts Ledger Report

Receipt #	Line #	Date	Type	Description	Full Account Code	Amount
76831	1	3/23/2022	RC	ARP IDEA Revenue	516-4220-9922-000000-000	\$ 24,382.22
						<u>\$ 72,079.52</u>
						\$ 72,079.52
Fund:	572					
Receipt:	4220					
76832	1	3/23/2022	RC	Title I Revenue	572-4220-9022-000000-000	22,350.06
						<u>\$ 22,350.06</u>
						\$ 22,350.06
Fund:	587					
Receipt:	4220					
76833	1	3/23/2022	RC	ECSE Revenue	587-4220-9022-000000-000	2,300.81
						<u>\$ 2,300.81</u>
						\$ 2,300.81
Fund:	590					
Receipt:	4220					
76834	1	3/23/2022	RC	Title II-A Revenue	590-4220-9022-000000-000	7,784.05
						<u>\$ 7,784.05</u>
						\$ 7,784.05
Fund:	599					
Receipt:	4220					
76843	2	3/25/2022	RC	Emergency Connectivity Fund FY 2022 Reclass	599-4220-9922-000000-000	289,000.00
						<u>\$ 289,000.00</u>
						\$ 289,000.00
Grand Total						<u>\$ 2,074,012.01</u>

Reporting Period: March 2022 (FY 2022)

4/5/22 8:35 AM

As Of Period: 03/31/2022

LEXINGTON LOCAL SCHOOLS
Revenue Account Summary

Fund-SCC	Description	FYTDReceivable	FYTD Received	MTD Received	YTD Received
SCC:	0000				
001-0000	GENERAL FUND	\$ 25,435,041.84	\$ 14,315,422.83	\$ 1,186,453.57	\$ 3,616,041.66
		\$ 25,435,041.84	\$ 14,315,422.83	\$ 1,186,453.57	\$ 3,616,041.66
SCC:	9412				
001-9412	GENERAL BUDGET RESERVE SET- ASIDE-1%/BWC	0.00	0.00	0.00	0.00
		\$ 0.00	\$ 0.00	\$ 0.00	\$ 0.00
SCC:	0000				
002-0000	BOND RETIREMENT FUND	3,324,825.31	1,582,018.51	106,651.72	106,651.72
003-0000	PERMANENT IMPROVEMENT FUND	736,856.09	360,305.97	36,788.73	36,788.73
004-0000	LFI BUILDING FUND	3,306,596.47	3,216,431.23	71.86	673.79
006-0000	FOOD SERVICE FUND	718,413.21	767,451.46	112,569.57	318,042.21
		\$ 8,086,691.08	\$ 5,926,207.17	\$ 256,081.88	\$ 462,156.45
SCC:	9100				
007-9100	LEXINGTON MINUTEMEN ACADEMIC SCHOLARSHIP FUND	15,439.69	10,063.30	186.62	3,727.74
		\$ 15,439.69	\$ 10,063.30	\$ 186.62	\$ 3,727.74
SCC:	9800				
007-9800	TERRY McCAMMON SCHOLARSHIP FUND	8,637.77	0.00	0.00	0.00
		\$ 8,637.77	\$ 0.00	\$ 0.00	\$ 0.00
SCC:	0000				
010-0000	CLASSROOM FACILITIES CONSTRUCTION FUND	407,794.24	25,197.80	238.20	2,729.66
		\$ 407,794.24	\$ 25,197.80	\$ 238.20	\$ 2,729.66
SCC:	9100				
018-9100	HIGH SCHOOL PRINCIPAL'S FUND	5,160.88	2,674.38	763.75	1,119.33
		\$ 5,160.88	\$ 2,674.38	\$ 763.75	\$ 1,119.33
SCC:	9101				
018-9101	HIGH SCHOOL FLOWER FUND	215.00	393.00	0.00	0.00
		\$ 215.00	\$ 393.00	\$ 0.00	\$ 0.00
SCC:	9200				
018-9200	JUNIOR HIGH PRINCIPAL'S FUND	5.00	791.19	0.00	0.00
		\$ 5.00	\$ 791.19	\$ 0.00	\$ 0.00
SCC:	9300				
018-9300	EASTERN PRINCIPAL'S FUND	2,087.56	1,176.68	0.00	0.00
		\$ 2,087.56	\$ 1,176.68	\$ 0.00	\$ 0.00
SCC:	9301				
018-9301	EASTERN ELEMENTARY BOOKFAIR/BOXTOPS FUND	3,007.79	2,419.90	0.00	7.00
		\$ 3,007.79	\$ 2,419.90	\$ 0.00	\$ 7.00
SCC:	9302				

Reporting Period: March 2022 (FY 2022)
 As Of Period: 03/31/2022

4/5/22 8:35 AM

LEXINGTON LOCAL SCHOOLS
Revenue Account Summary

Fund-SCC	Description	FYTDReceivable	FYTD Received	MTD Received	YTD Received
018-9302	EASTERN ELEMENTARY MATH	\$ 0.00	\$ 0.00	\$ 0.00	\$ 0.00
		\$ 0.00	\$ 0.00	\$ 0.00	\$ 0.00
SCC:	9303				
018-9303	EASTERN RUN CLUB	790.00	1,075.00	0.00	0.00
		\$ 790.00	\$ 1,075.00	\$ 0.00	\$ 0.00
SCC:	9400				
018-9400	CENTRAL PRINCIPAL'S FUND	2,070.78	2,618.69	602.00	668.00
		\$ 2,070.78	\$ 2,618.69	\$ 602.00	\$ 668.00
SCC:	9401				
018-9401	CENTRAL ELEMENTARY BOOKFAIR FUND	377.80	59.30	59.30	59.30
		\$ 377.80	\$ 59.30	\$ 59.30	\$ 59.30
SCC:	9402				
018-9402	CENTRAL ELEMENTARY ART	0.00	0.00	0.00	0.00
		\$ 0.00	\$ 0.00	\$ 0.00	\$ 0.00
SCC:	9500				
018-9500	WESTERN PRINCIPAL'S FUND	3,841.82	2,901.65	830.42	830.42
		\$ 3,841.82	\$ 2,901.65	\$ 830.42	\$ 830.42
SCC:	9501				
018-9501	WESTERN ELEMENTARY BOOKFAIR/BOXTOPS FUND	2,276.69	4,385.72	73.06	4,362.72
		\$ 2,276.69	\$ 4,385.72	\$ 73.06	\$ 4,362.72
SCC:	9503				
018-9503	WESTERN ELEMENTARY ART	0.00	0.00	0.00	0.00
		\$ 0.00	\$ 0.00	\$ 0.00	\$ 0.00
SCC:	9901				
018-9901	JUNIOR HIGH TEACHER ADVISORY FUND	0.00	0.00	0.00	0.00
		\$ 0.00	\$ 0.00	\$ 0.00	\$ 0.00
SCC:	9001				
019-9001	ACADEMIC BOOSTERS GRANTS	0.00	0.00	0.00	0.00
		\$ 0.00	\$ 0.00	\$ 0.00	\$ 0.00
SCC:	9121				
019-9121	CENTRAL ELEMENTARY PTO GRANTS	1,104.75	50.07	15.91	19.24
		\$ 1,104.75	\$ 50.07	\$ 15.91	\$ 19.24
SCC:	9122				
019-9122	EASTERN ELEMENTARY PTO GRANTS	1,104.66	50.07	15.90	19.22
		\$ 1,104.66	\$ 50.07	\$ 15.90	\$ 19.22
SCC:	9123				
019-9123	WESTERN ELEMENTARY PTO GRANTS	1,104.69	50.06	15.90	19.22

Reporting Period: March 2022 (FY 2022)

4/5/22 8:35 AM

As Of Period: 03/31/2022

LEXINGTON LOCAL SCHOOLS
Revenue Account Summary

Fund-SCC	Description	FYTDReceivable	FYTD Received	MTD Received	YTD Received
		\$ 1,104.69	\$ 50.06	\$ 15.90	\$ 19.22
SCC:	9200				
019-9200	RICHLAND COUNTY FOUNDATION GRANT PLAYGROUND	\$ 0.00	\$ 0.00	\$ 0.00	\$ 0.00
		\$ 0.00	\$ 0.00	\$ 0.00	\$ 0.00
SCC:	9218				
019-9218	RICH CO FOUND-WRITE STUFF STEAM KIT	0.00	0.00	0.00	0.00
		\$ 0.00	\$ 0.00	\$ 0.00	\$ 0.00
SCC:	9221				
019-9221	RICH CO FOUND-SCIENCE DISCOVERY BINS	0.00	0.00	0.00	0.00
		\$ 0.00	\$ 0.00	\$ 0.00	\$ 0.00
SCC:	9222				
019-9222	RICH CO FOUND-ONE BIG HAPPY FAMILY	0.00	0.00	0.00	0.00
		\$ 0.00	\$ 0.00	\$ 0.00	\$ 0.00
SCC:	9224				
019-9224	RICH CO FOUND-STEM SNAP CIRCUITS	0.00	0.00	0.00	0.00
		\$ 0.00	\$ 0.00	\$ 0.00	\$ 0.00
SCC:	9225				
019-9225	RICH CO FOUND GRANT-STEM MATERIALS SNAP CIRCUITS	485.94	485.94	0.00	0.00
		\$ 485.94	\$ 485.94	\$ 0.00	\$ 0.00
SCC:	9226				
019-9226	RICH CO FOUND GRANT-SCIENCE ENRICH FIELD TRIP	1,500.00	1,500.00	0.00	0.00
		\$ 1,500.00	\$ 1,500.00	\$ 0.00	\$ 0.00
SCC:	9301				
019-9301	RICH CO FOUND/SECO ROBOTICS GRANT (HEIMANN)	0.00	0.00	0.00	0.00
		\$ 0.00	\$ 0.00	\$ 0.00	\$ 0.00
SCC:	9302				
019-9302	RICH CO RETIRED TEACHERS ASSOC	0.00	0.00	0.00	0.00
		\$ 0.00	\$ 0.00	\$ 0.00	\$ 0.00
SCC:	9304				
019-9304	RICHLAND CO RETIRED TEACHERS - HS ENGLISH	0.00	200.00	0.00	0.00
		\$ 0.00	\$ 200.00	\$ 0.00	\$ 0.00
SCC:	9601				
022-9601	OHSAA TOURNAMENT AGENCY FUND	11,209.59	8,740.00	2,750.00	2,750.00

Reporting Period: March 2022 (FY 2022)

4/5/22 8:35 AM

As Of Period: 03/31/2022

LEXINGTON LOCAL SCHOOLS
Revenue Account Summary

Fund-SCC	Description	FYTDReceivable	FYTD Received	MTD Received	YTD Received
		\$ 11,209.59	\$ 8,740.00	\$ 2,750.00	\$ 2,750.00
SCC:	0000				
024-0000	EMPLOYEE BENEFITS FUND FOR MEDICAL/DENTAL	\$ 5,295,144.36	\$ 3,922,029.77	\$ 441,508.20	\$ 1,326,572.31
034-0000	OFCC PROJECT MAINTENANCE FUND	185,752.94	85,923.77	5,826.70	5,826.70
		\$ 5,480,897.30	\$ 4,007,953.54	\$ 447,334.90	\$ 1,332,399.01
SCC:	9101				
200-9101	HIGH SCHOOL ART CLUB	0.00	0.00	0.00	0.00
		\$ 0.00	\$ 0.00	\$ 0.00	\$ 0.00
SCC:	9102				
200-9102	HIGH SCHOOL DRAMA CLUB	1,469.00	3,746.24	2,656.00	2,656.00
		\$ 1,469.00	\$ 3,746.24	\$ 2,656.00	\$ 2,656.00
SCC:	9103				
200-9103	HIGH SCHOOL MATH CLUB	0.00	0.00	0.00	0.00
		\$ 0.00	\$ 0.00	\$ 0.00	\$ 0.00
SCC:	9104				
200-9104	HIGH SCHOOL LEADERSHIP COUNCIL	0.00	1,607.00	0.00	0.00
		\$ 0.00	\$ 1,607.00	\$ 0.00	\$ 0.00
SCC:	9105				
200-9105	HIGH SCHOOL FRENCH CLUB	30.00	0.00	0.00	0.00
		\$ 30.00	\$ 0.00	\$ 0.00	\$ 0.00
SCC:	9107				
200-9107	HIGH SCHOOL SPANISH CLUB	0.00	120.00	0.00	120.00
		\$ 0.00	\$ 120.00	\$ 0.00	\$ 120.00
SCC:	9108				
200-9108	HIGH SCHOOL LEO CLUB	0.00	148.25	0.00	0.00
		\$ 0.00	\$ 148.25	\$ 0.00	\$ 0.00
SCC:	9114				
200-9114	HIGH SCHOOL STUDENT COUNCIL FUND	973.00	1,102.96	0.00	193.40
		\$ 973.00	\$ 1,102.96	\$ 0.00	\$ 193.40
SCC:	9115				
200-9115	HIGH SCHOOL KEY CLUB	500.25	1,029.30	0.00	0.00
		\$ 500.25	\$ 1,029.30	\$ 0.00	\$ 0.00
SCC:	9116				
200-9116	HIGH SCHOOL CHESS CLUB	0.00	0.00	0.00	0.00
		\$ 0.00	\$ 0.00	\$ 0.00	\$ 0.00
SCC:	9119				
200-9119	HIGH SCHOOL YEARBOOK FUND	11,564.00	11,312.50	0.00	720.00
		\$ 11,564.00	\$ 11,312.50	\$ 0.00	\$ 720.00

Reporting Period: March 2022 (FY 2022)

4/5/22 8:35 AM

As Of Period: 03/31/2022

LEXINGTON LOCAL SCHOOLS
Revenue Account Summary

Fund-SCC	Description	FYTDReceivable	FYTD Received	MTD Received	YTD Received
SCC:	9120				
200-9120	HIGH SCHOOL JOURNALISM FUND	\$ 0.00	\$ 0.00	\$ 0.00	\$ 0.00
		\$ 0.00	\$ 0.00	\$ 0.00	\$ 0.00
SCC:	9121				
200-9121	HIGH SCHOOL NATIONAL HONOR SOCIETY	1,379.50	4,311.90	0.00	0.00
		\$ 1,379.50	\$ 4,311.90	\$ 0.00	\$ 0.00
SCC:	9201				
200-9201	JUNIOR HIGH ART CLUB	178.15	128.25	0.00	128.25
		\$ 178.15	\$ 128.25	\$ 0.00	\$ 128.25
SCC:	9204				
200-9204	JUNIOR HIGH STUDENT COUNCIL FUND	0.00	1,080.70	0.00	227.70
		\$ 0.00	\$ 1,080.70	\$ 0.00	\$ 227.70
SCC:	9205				
200-9205	JUNIOR HIGH LIBRARY CLUB	0.00	0.00	0.00	0.00
		\$ 0.00	\$ 0.00	\$ 0.00	\$ 0.00
SCC:	9301				
200-9301	EASTERN ELEMENTARY STUDENT ACTIVITY FUND	639.70	677.25	0.00	677.25
		\$ 639.70	\$ 677.25	\$ 0.00	\$ 677.25
SCC:	9302				
200-9302	EASTERN ELEMENTARY ROBOTICS FUND	0.00	0.00	0.00	0.00
		\$ 0.00	\$ 0.00	\$ 0.00	\$ 0.00
SCC:	9611				
200-9611	HIGH SCHOOL INFORMED TEENS FUND	0.00	0.00	0.00	0.00
		\$ 0.00	\$ 0.00	\$ 0.00	\$ 0.00
SCC:	9612				
200-9612	JUNIOR HIGH INFORMED TEENS FUND	554.36	549.08	512.42	530.78
		\$ 554.36	\$ 549.08	\$ 512.42	\$ 530.78
SCC:	9115				
300-9115	JAZZ BAND	0.00	0.00	0.00	0.00
		\$ 0.00	\$ 0.00	\$ 0.00	\$ 0.00
SCC:	9116				
300-9116	CHOIR	0.00	0.00	0.00	0.00
		\$ 0.00	\$ 0.00	\$ 0.00	\$ 0.00
SCC:	9206				
300-9206	JUNIOR HIGH PHYS ED DEPARTMENT FUND	150.00	470.00	0.00	0.00
		\$ 150.00	\$ 470.00	\$ 0.00	\$ 0.00

Reporting Period: March 2022 (FY 2022)
 As Of Period: 03/31/2022

4/5/22 8:35 AM

LEXINGTON LOCAL SCHOOLS
Revenue Account Summary

Fund-SCC	Description	FYTDReceivable	FYTD Received	MTD Received	YTD Received
SCC:	9210				
300-9210	JR HIGH INSTRUMENTAL	\$ 0.00	\$ 0.00	\$ 0.00	\$ 0.00
		\$ 0.00	\$ 0.00	\$ 0.00	\$ 0.00
SCC:	9600				
300-9600	ATHLETIC FUND	232,010.00	182,591.83	551.15	25,289.92
		\$ 232,010.00	\$ 182,591.83	\$ 551.15	\$ 25,289.92
SCC:	9601				
300-9601	ATHLETIC CAPITAL FUND	25,000.00	28,500.00	0.00	0.00
		\$ 25,000.00	\$ 28,500.00	\$ 0.00	\$ 0.00
SCC:	9602				
300-9602	ORCHESTRA	0.00	0.00	0.00	0.00
		\$ 0.00	\$ 0.00	\$ 0.00	\$ 0.00
SCC:	9603				
300-9603	ELEMENTARY MUSIC	0.00	0.00	0.00	0.00
		\$ 0.00	\$ 0.00	\$ 0.00	\$ 0.00
SCC:	9605				
300-9605	BAND	0.00	0.00	0.00	0.00
		\$ 0.00	\$ 0.00	\$ 0.00	\$ 0.00
SCC:	9022				
451-9022	Network Connectivity FY2022	9,000.00	9,000.00	4,500.00	4,500.00
		\$ 9,000.00	\$ 9,000.00	\$ 4,500.00	\$ 4,500.00
SCC:	9922				
451-9922	Emergency Connectivity FY2022	0.00	0.00	(289,000.00)	0.00
		\$ 0.00	\$ 0.00	\$ (289,000.00)	\$ 0.00
SCC:	0000				
467-0000	STUDENT WELLNESS AND SUCCESS FUND	410,490.45	0.00	0.00	0.00
		\$ 410,490.45	\$ 0.00	\$ 0.00	\$ 0.00
SCC:	9022				
499-9022	SCHOOL SAFETY GRANT FY22	0.00	12,461.88	0.00	0.00
507-9022	ESSER ARP FUNDING	2,014,488.04	397,917.49	49,699.94	177,853.34
		\$ 2,014,488.04	\$ 410,379.37	\$ 49,699.94	\$ 177,853.34
SCC:	9921				
507-9921	ESSER II FUNDING	186,028.26	163,139.82	14,486.80	63,538.54
		\$ 186,028.26	\$ 163,139.82	\$ 14,486.80	\$ 63,538.54
SCC:	9021				
516-9021	IDEA-B SPECIAL EDUCATION FY21	113,210.51	46,686.68	0.00	0.00
		\$ 113,210.51	\$ 46,686.68	\$ 0.00	\$ 0.00
SCC:	9022				
516-9022	IDEA-B SPECIAL EDUCATION FY22	675,511.47	363,667.98	47,697.30	173,864.70
		\$ 675,511.47	\$ 363,667.98	\$ 47,697.30	\$ 173,864.70

Reporting Period: March 2022 (FY 2022)

4/5/22 8:35 AM

As Of Period: 03/31/2022

LEXINGTON LOCAL SCHOOLS
Revenue Account Summary

Fund-SCC	Description	FYTDReceivable	FYTD Received	MTD Received	YTD Received
SCC:	9922				
516-9922	IDEA PART B GRANTS	\$ 0.00	\$ 91,636.69	\$ 24,382.22	\$ 53,525.89
		\$ 0.00	\$ 91,636.69	\$ 24,382.22	\$ 53,525.89
SCC:	9021				
572-9021	TITLE I FY21	16,496.04	14,806.46	0.00	0.00
		\$ 16,496.04	\$ 14,806.46	\$ 0.00	\$ 0.00
SCC:	9022				
572-9022	TITLE I FY22	267,309.17	147,378.24	22,350.06	56,473.33
584-9022	TITLE IV FY22	29,064.89	19,744.37	0.00	0.00
587-9022	EARLY CHILDHOOD SPECIAL EDUCATION IDEA FY22	12,213.91	9,017.30	2,300.81	5,019.33
590-9022	TITLE II-A IMPROVING TEACHER QUALITY FY22	55,303.27	48,388.20	7,784.05	20,306.03
		\$ 363,891.24	\$ 224,528.11	\$ 32,434.92	\$ 81,798.69
SCC:	9921				
599-9921	RICHLAND COUNTY MOBILE HOT SPOT GRANT	0.00	0.00	0.00	0.00
		\$ 0.00	\$ 0.00	\$ 0.00	\$ 0.00
SCC:	9922				
599-9922	MISCELLANEOUS FED. GRANT FUND	0.00	289,000.00	289,000.00	289,000.00
		\$ 0.00	\$ 289,000.00	\$ 289,000.00	\$ 289,000.00
Grand Total		\$ 43,534,408.84	\$ 26,164,636.66	\$ 2,072,342.16	\$ 6,301,533.43

Reporting Period: March 2022 (FY 2022)

4/5/22 8:37 AM

As Of Period: 03/31/2022

LEXINGTON LOCAL SCHOOLS Appropriation Summary Report

Fund-SCC	Description	FYTD Appropriated	Prior Year Encumbrance	FYTD Expendable	FYTD Expended	MTD Expended	Encumbrance	Future Encumbrance	FYTD Unencumbered	Percent Expended/Encumbered
001-0000	GENERAL FUND	\$ 24,909,333.12	\$ 423,314.61	\$ 25,332,647.73	\$ 17,580,571.98	\$ 2,028,175.25	\$ 1,248,229.05	\$ 0.00	\$ 6,503,846.70	74.33 %
001-9412	GENERAL BUDGET RESERVE SET-ASIDE-1%/BWC	0.00	0.00	0.00	0.00	0.00	0.00	0.00	0.00	0.00
002-0000	BOND RETIREMENT FUND	3,664,681.26	0.00	3,664,681.26	3,632,371.05	938,296.11	0.00	0.00	32,310.21	99.12
003-0000	PERMANENT IMPROVEMENT FUND	1,121,842.84	82,944.21	1,204,787.05	518,780.40	150,913.57	457,524.70	0.00	228,481.95	81.04
004-0000	LFI BUILDING FUND	3,306,424.81	7,821,444.81	11,127,869.62	5,899,128.78	252,568.14	1,972,316.03	0.00	3,256,424.81	70.74
006-0000	FOOD SERVICE FUND	712,348.66	6,872.37	719,221.03	634,827.20	78,877.67	44,807.40	0.00	39,586.43	94.50
007-9100	LEXINGTON MINUTEMEN ACADEMIC SCHOLARSHIP FUND	15,000.00	3,500.00	18,500.00	9,700.00	0.00	9,350.00	0.00	(550.00)	102.97
007-9800	TERRY McCAMMON SCHOLARSHIP FUND	0.00	0.00	0.00	22,101.59	0.00	0.00	0.00	(22,101.59)	0.00
010-0000	CLASSROOM FACILITIES CONSTRUCTION FUND	1,733,446.03	35,629,274.28	37,362,720.31	19,948,015.32	2,756,377.48	19,188,428.55	0.00	(1,773,723.56)	104.75
018-9100	HIGH SCHOOL PRINCIPAL'S FUND	5,523.51	323.31	5,846.82	2,964.32	552.86	881.06	0.00	2,001.44	65.77
018-9101	HIGH SCHOOL FLOWER FUND	209.00	0.00	209.00	253.39	0.00	0.00	0.00	(44.39)	121.24
018-9200	JUNIOR HIGH PRINCIPAL'S FUND	142.45	5,880.00	6,022.45	112.83	0.00	6,102.67	0.00	(193.05)	103.21
018-9300	EASTERN PRINCIPAL'S FUND	3,088.80	386.00	3,474.80	963.19	0.00	622.20	0.00	1,889.41	45.63
018-9301	EASTERN ELEMENTARY BOOKFAIR/BOXTOPS FUND	6,612.15	0.00	6,612.15	2,668.70	0.00	0.00	0.00	3,943.45	40.36
018-9302	EASTERN ELEMENTARY MATH	1,036.52	0.00	1,036.52	0.00	0.00	0.00	0.00	1,036.52	0.00
018-9303	EASTERN RUN CLUB	1,286.73	0.00	1,286.73	1,191.87	0.00	204.86	0.00	(110.00)	108.55
018-9400	CENTRAL PRINCIPAL'S FUND	7,500.00	81.83	7,581.83	2,350.12	0.00	2,025.32	0.00	3,206.39	57.71
018-9401	CENTRAL ELEMENTARY BOOKFAIR FUND	5,129.31	0.00	5,129.31	820.37	0.00	679.63	0.00	3,629.31	29.24
018-9402	CENTRAL	1,500.00	0.00	1,500.00	0.00	0.00	0.00	0.00	1,500.00	0.00

Reporting Period: March 2022 (FY 2022)

4/5/22 8:37 AM

As Of Period: 03/31/2022

LEXINGTON LOCAL SCHOOLS Appropriation Summary Report

Fund-SCC	Description	FYTD Appropriated	Prior Year Encumbrance	FYTD Expendable	FYTD Expended	MTD Expended	Encumbrance	Future Encumbrance	FYTD Unencumbered	Percent Expended/Encumbered
018-9500	ELEMENTARY ART WESTERN PRINCIPAL'S FUND	\$ 9,566.98	\$ 1,527.99	\$ 11,094.97	\$ 2,780.69	\$ 335.69	\$ 103.62	\$ 0.00	\$ 8,210.66	26.00 %
018-9501	WESTERN ELEMENTARY BOOKFAIR/BOXTOPS FUND	6,500.00	0.00	6,500.00	4,326.33	4,317.88	0.00	0.00	2,173.67	66.56
018-9503	WESTERN ELEMENTARY ART	1,986.42	0.00	1,986.42	0.00	0.00	0.00	0.00	1,986.42	0.00
018-9901	JUNIOR HIGH TEACHER ADVISORY FUND	109.25	0.00	109.25	0.00	0.00	0.00	0.00	109.25	0.00
019-9001	ACADEMIC BOOSTERS GRANTS	769.07	0.00	769.07	0.00	0.00	0.00	0.00	769.07	0.00
019-9121	CENTRAL ELEMENTARY PTO GRANTS	2,306.26	0.00	2,306.26	0.00	0.00	0.00	0.00	2,306.26	0.00
019-9122	EASTERN ELEMENTARY PTO GRANTS	2,401.33	0.00	2,401.33	0.00	0.00	0.00	0.00	2,401.33	0.00
019-9123	WESTERN ELEMENTARY PTO GRANTS	3,139.13	0.00	3,139.13	0.00	0.00	0.00	0.00	3,139.13	0.00
019-9200	RICHLAND COUNTY FOUNDATION GRANT PLAYGROUND	200.00	0.00	200.00	0.00	0.00	0.00	0.00	200.00	0.00
019-9218	RICH CO FOUND-WRITE STUFF STEAM KIT	52.93	0.00	52.93	52.93	0.00	0.00	0.00	0.00	100.00
019-9221	RICH CO FOUND-SCIENCE DISCOVERY BINS	0.95	0.00	0.95	0.95	0.00	0.00	0.00	0.00	100.00
019-9222	RICH CO FOUND-ONE BIG HAPPY FAMILY	2.41	0.00	2.41	2.41	0.00	0.00	0.00	0.00	100.00
019-9224	RICH CO FOUND-STEM SNAP CIRCUITS	66.36	0.00	66.36	66.36	0.00	0.00	0.00	0.00	100.00
019-9225	RICH CO FOUND GRANT-STEM MATERIALS SNAP CIRCUITS	485.94	0.00	485.94	486.04	0.00	0.00	0.00	(0.10)	100.02
019-9226	RICH CO FOUND GRANT-SCIENCE ENRICH FIELD TRIP	1,500.00	0.00	1,500.00	0.00	0.00	1,275.45	0.00	224.55	85.03
019-9301	RICH CO FOUND/SECO	31.72	0.00	31.72	0.00	0.00	0.00	0.00	31.72	0.00

Reporting Period: March 2022 (FY 2022)

4/5/22 8:37 AM

As Of Period: 03/31/2022

LEXINGTON LOCAL SCHOOLS Appropriation Summary Report

Fund-SCC	Description	FYTD Appropriated	Prior Year Encumbrance	FYTD Expendable	FYTD Expended	MTD Expended	Encumbrance	Future Encumbrance	FYTD Unencumbered	Percent Expended/Encumbered
019-9302	ROBOTICS GRANT (HEIMANN) RICH CO RETIRED TEACHERS ASSOC	\$ 150.00	\$ 0.00	\$ 150.00	\$ 0.00	\$ 0.00	\$ 0.00	\$ 0.00	\$ 150.00	0.00 %
019-9304	RICHLAND CO RETIRED TEACHERS - HS ENGLISH	0.00	0.00	0.00	0.00	0.00	0.00	0.00	0.00	0.00
022-9601	OHSAA TOURNAMENT AGENCY FUND	11,209.59	0.00	11,209.59	1,113.63	0.00	13,071.05	0.00	(2,975.09)	126.54
024-0000	EMPLOYEE BENEFITS FUND FOR MEDICAL/DENTAL	5,446,545.00	252,504.20	5,699,049.20	4,231,401.53	464,590.78	387,803.93	0.00	1,079,843.74	81.05
034-0000	OFCC PROJECT MAINTENANCE FUND	5,000.00	0.00	5,000.00	1,394.12	134.17	0.00	0.00	3,605.88	27.88
200-9101	HIGH SCHOOL ART CLUB	372.46	0.00	372.46	0.00	0.00	0.00	0.00	372.46	0.00
200-9102	HIGH SCHOOL DRAMA CLUB	20,000.00	510.00	20,510.00	3,949.22	0.00	1,898.75	0.00	14,662.03	28.51
200-9103	HIGH SCHOOL MATH CLUB	52.70	0.00	52.70	0.00	0.00	0.00	0.00	52.70	0.00
200-9104	HIGH SCHOOL LEADERSHIP COUNCIL	697.11	0.00	697.11	1,225.00	0.00	0.00	0.00	(527.89)	175.73
200-9105	HIGH SCHOOL FRENCH CLUB	379.75	0.00	379.75	0.00	0.00	0.00	0.00	379.75	0.00
200-9107	HIGH SCHOOL SPANISH CLUB	568.50	0.00	568.50	0.00	0.00	252.00	0.00	316.50	44.33
200-9108	HIGH SCHOOL LEO CLUB	1,000.00	0.00	1,000.00	67.10	0.00	782.90	0.00	150.00	85.00
200-9114	HIGH SCHOOL STUDENT COUNCIL FUND	2,500.00	0.00	2,500.00	781.91	0.00	743.14	0.00	974.95	61.00
200-9115	HIGH SCHOOL KEY CLUB	1,000.00	0.00	1,000.00	530.00	0.00	189.56	0.00	280.44	71.96
200-9116	HIGH SCHOOL CHESS CLUB	321.00	0.00	321.00	0.00	0.00	0.00	0.00	321.00	0.00
200-9119	HIGH SCHOOL YEARBOOK FUND	20,000.00	13,273.53	33,273.53	6,050.64	0.00	22,307.89	0.00	4,915.00	85.23
200-9120	HIGH SCHOOL JOURNALISM FUND	250.00	0.00	250.00	0.00	0.00	0.00	0.00	250.00	0.00
200-9121	HIGH SCHOOL NATIONAL HONOR SOCIETY	1,328.65	0.00	1,328.65	2,759.09	0.00	0.00	0.00	(1,430.44)	207.66
200-9201	JUNIOR HIGH ART	485.00	200.25	685.25	200.25	0.00	0.00	0.00	485.00	29.22

Reporting Period: March 2022 (FY 2022)

4/5/22 8:37 AM

As Of Period: 03/31/2022

LEXINGTON LOCAL SCHOOLS Appropriation Summary Report

Fund-SCC	Description	FYTD Appropriated	Prior Year Encumbrance	FYTD Expendable	FYTD Expended	MTD Expended	Encumbrance	Future Encumbrance	FYTD Unencumbered	Percent Expended/Encumbered
	CLUB									
200-9204	JUNIOR HIGH STUDENT COUNCIL FUND	\$ 1,500.00	\$ 0.00	\$ 1,500.00	\$ 609.69	\$ 0.00	\$ 31.98	\$ 0.00	\$ 858.33	42.78 %
200-9205	JUNIOR HIGH LIBRARY CLUB	77.65	0.00	77.65	0.00	0.00	0.00	0.00	77.65	0.00
200-9301	EASTERN ELEMENTARY STUDENT ACTIVITY FUND	1,762.93	0.00	1,762.93	788.37	0.00	1,011.88	0.00	(37.32)	102.12
200-9302	EASTERN ELEMENTARY ROBOTICS FUND	575.16	0.00	575.16	0.00	0.00	0.00	0.00	575.16	0.00
200-9611	HIGH SCHOOL INFORMED TEENS FUND	903.63	0.00	903.63	0.00	0.00	0.00	0.00	903.63	0.00
200-9612	JUNIOR HIGH INFORMED TEENS FUND	1,375.08	0.00	1,375.08	341.86	100.00	500.00	0.00	533.22	61.22
300-9115	JAZZ BAND	757.61	755.00	1,512.61	0.00	0.00	755.00	0.00	757.61	49.91
300-9116	CHOIR	1,284.95	0.00	1,284.95	0.00	0.00	0.00	0.00	1,284.95	0.00
300-9206	JUNIOR HIGH PHYS ED DEPARTMENT FUND	3,000.00	0.00	3,000.00	446.61	0.00	843.36	0.00	1,710.03	43.00
300-9210	JR HIGH INSTRUMENTAL	41.03	0.00	41.03	0.00	0.00	0.00	0.00	41.03	0.00
300-9600	ATHLETIC FUND	232,010.00	1,783.24	233,793.24	163,561.74	16,565.15	31,256.03	0.00	38,975.47	83.33
300-9601	ATHLETIC CAPITAL FUND	45,000.00	0.00	45,000.00	34,900.56	650.56	8,349.44	0.00	1,750.00	96.11
300-9602	ORCHESTRA	63.22	0.00	63.22	0.00	0.00	0.00	0.00	63.22	0.00
300-9603	ELEMENTARY MUSIC	1,572.09	0.00	1,572.09	0.00	0.00	0.00	0.00	1,572.09	0.00
300-9605	BAND	232.95	0.00	232.95	0.00	0.00	0.00	0.00	232.95	0.00
451-9022	Network Connectivity FY2022	9,000.00	0.00	9,000.00	9,000.00	0.00	0.00	0.00	0.00	100.00
451-9922	Emergency Connectivity FY2022	0.00	0.00	0.00	0.00	(289,000.00)	0.00	0.00	0.00	0.00
467-0000	STUDENT WELLNESS AND SUCCESS FUND	411,376.97	27,112.82	438,489.79	52,768.66	0.00	0.00	0.00	385,721.13	12.03
499-9022	SCHOOL SAFETY GRANT FY22	0.00	0.00	0.00	2,709.00	2,709.00	0.00	0.00	(2,709.00)	0.00
507-9022	ESSER ARP FUNDING	2,014,488.04	0.00	2,014,488.04	429,569.80	40,726.41	82,636.01	0.00	1,502,282.23	25.43
507-9921	ESSER II FUNDING	183,432.26	2,596.00	186,028.26	163,337.08	5,120.43	12,540.73	0.00	10,150.45	94.54
516-9021	IDEA-B SPECIAL EDUCATION FY21	3,500.00	77,470.19	80,970.19	10,946.36	0.00	77,470.19	0.00	(7,446.36)	109.20

Reporting Period: March 2022 (FY 2022)

4/5/22 8:37 AM

As Of Period: 03/31/2022

**LEXINGTON LOCAL SCHOOLS
Appropriation Summary Report**

Fund-SCC	Description	FYTD Appropriated	Prior Year Encumbrance	FYTD Expendable	FYTD Expended	MTD Expended	Encumbrance	Future Encumbrance	FYTD Unencumbered	Percent Expended/Encumbered
516-9022	IDEA-B SPECIAL EDUCATION FY22	\$ 672,011.47	\$ 0.00	\$ 672,011.47	\$ 410,993.82	\$ 61,160.68	\$ 124,051.14	\$ 0.00	\$ 136,966.51	79.62 %
516-9922	IDEA PART B GRANTS	0.00	0.00	0.00	91,636.69	13,621.25	21,148.46	0.00	(112,785.15)	0.00
572-9021	TITLE I FY21	0.00	2,217.72	2,217.72	528.14	0.00	2,267.72	0.00	(578.14)	126.07
572-9022	TITLE I FY22	267,309.17	0.00	267,309.17	169,728.30	22,350.06	33,036.23	0.00	64,544.64	75.85
584-9022	TITLE IV FY22	29,064.89	0.00	29,064.89	19,744.37	0.00	250.00	0.00	9,070.52	68.79
587-9022	EARLY CHILDHOOD SPECIAL EDUCATION IDEA FY22	12,213.91	0.00	12,213.91	11,922.19	2,904.89	5,973.74	0.00	(5,682.02)	146.52
590-9022	TITLE II-A IMPROVING TEACHER QUALITY FY22	55,303.27	0.00	55,303.27	57,162.01	8,278.98	0.00	0.00	(1,858.74)	103.36
599-9921	RICHLAND COUNTY MOBILE HOT SPOT GRANT	0.00	600.00	600.00	614.96	0.00	600.00	0.00	(614.96)	202.49
599-9922	MISCELLANEOUS FED. GRANT FUND	0.00	0.00	0.00	289,000.00	289,000.00	0.00	0.00	(289,000.00)	0.00
Grand Total		\$ 44,983,939.98	\$ 44,354,572.36	\$ 89,338,512.34	\$ 54,434,319.52	\$ 6,849,327.01	\$ 23,762,321.67	\$ 0.00	\$ 11,141,871.15	