

LEXINGTON LOCAL SCHOOLS



FINANCIAL REPORT
FOR THE PERIOD ENDING
JUNE 30, 2014

PREPARED BY
CHRISTINA BENNETT, TREASURER

DATE: 07/02/2014
TIME: 15:52

LEXINGTON LOCAL SCHOOLS
CASH RECONCILIATION AS OF 06/30/2014

PAGE: 1
(USAEMSED)

	SUB-TOTALS	TOTALS
	-----	-----
Gross Depository Balances:		
RICHLAND BANK SWEEP ACCT 0581	\$ 4,856,739.75	
RICHLAND BANK GENERAL ACCT 0580	0.00	
RICHLAND BANK ANTHEM SWEEP 4340	1,193,082.43	
RICHLAND BANK EE BENEFITS 3180	0.00	
RICHLAND BANK PAYROLL ACCT 9780	0.00	
RICHLAND BANK ATHLETIC ACCT 3280	6,760.85	

Total Depository Balances (Gross)		\$ 6,056,583.03
Adjustments to Bank Balance:		
Cash in Transit to Bank	\$ 1,410.00	
Outstanding Checks	182,523.41-	
Adjustments	0.00	
MUNICIPAL DEDUCTIONS		
PAYROLL WITHHOLDING CORRECTIONS		

Total Adjustments to Bank Balance		181,113.41-
Investments:		
Treasury Bonds and Notes	\$ 0.00	
Certificate of Deposits	0.00	
Other Securities	0.00	
Other Investments:		

Total Investments		0.00
Cash on Hand:		
Petty Cash:		
TREASURER'S OFFICE	\$ 100.00	
Change Cash:		
Cash with Fiscal Agent	0.00	

Total Cash on Hand		100.00

Total Balances		\$ 5,875,569.62
		=====
Total Fund Balance		\$ 5,875,569.62
		=====
Depository Clearance Accounts:		
RICHLAND BANK BOND/COUPON	\$ 0.00	

Total Clearance Account Balances		\$ 0.00

Bennett

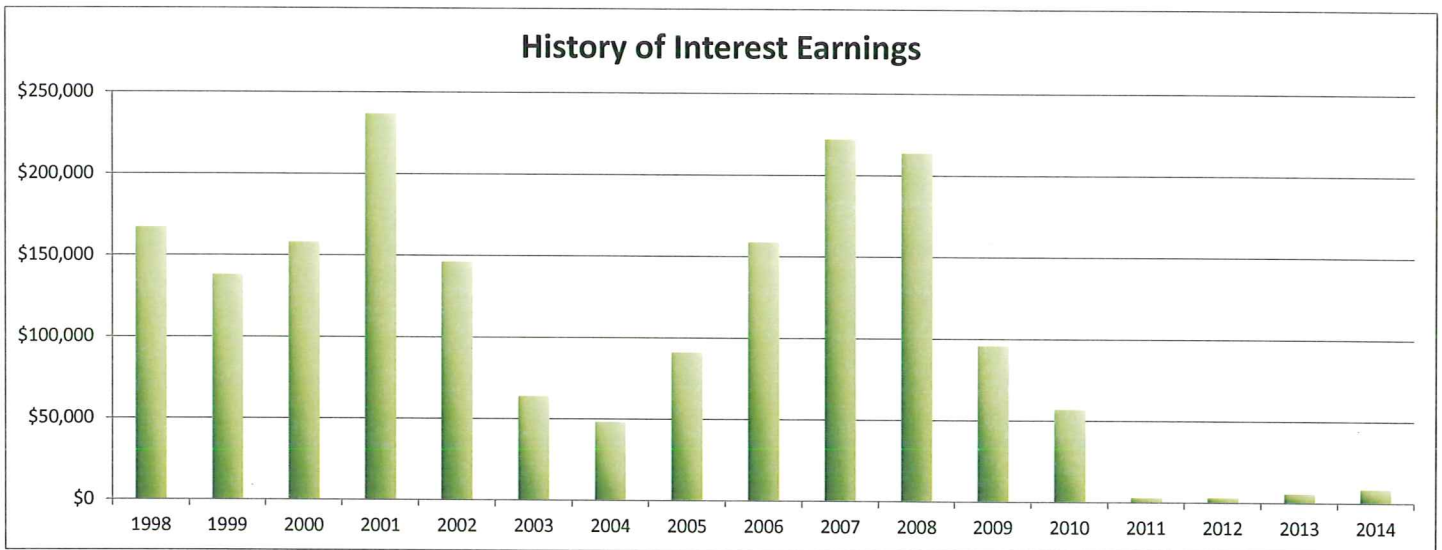
Treasurer

LEXINGTON LOCAL SCHOOLS
INVESTMENT REPORT FOR THE MONTH ENDING
June 30, 2014

INTEREST EARNED:	THIS MONTH	FISCAL YEAR TO DATE
Richland Bank, General Sweep	\$649.05	\$6,631.15
Richland Bank, Anthem Sweep	\$140.57	\$1,718.77
Star Ohio	\$0.00	\$0.00
Certificates of Deposit	\$0.00	\$0.00
Bonds and other types of investments	\$0.00	\$0.00
TOTAL INTEREST RECEIVED	\$789.62	\$8,349.92

History of Interest Earnings	Fiscal Year	Interest Earnings
	1998	\$ 167,057.52
	1999	\$ 138,113.69
	2000	\$ 157,991.72
	2001	\$ 236,839.79
	2002	\$ 146,052.34
	2003	\$ 63,712.36
	2004	\$ 47,970.95
	2005	\$ 90,719.94
	2006	\$ 158,724.51
	2007	\$ 221,998.86
	2008	\$ 213,660.34
	2009	\$ 95,639.63
	2010	\$ 56,860.22
	2011	\$ 3,001.78
	2012	\$ 3,090.00
	2013	\$ 5,758.97
FISCAL Year To Date	2014	\$8,349.92

Total Interest Earnings 1998 to Present \$ 1,815,542.54



FINANCIAL SUMMARY REPORT

Processing Month: June 2014

(FINSUM)

LEXINGTON LOCAL SCHOOLS

Fnd	Sccl	Description	Beginning Balance	MTD Revenues	FYTD Revenues	MTD Expenditures	FYTD Expenditures	Current Available Balance
001	0000	GENERAL FUND	2,188,515.09	1,625,151.37	22,755,638.52	2,097,892.00	20,675,959.63	4,268,193.98
001	9412	GENERAL BUDGET RESERVE SE	87,928.97	.00	.00	.00	.00	87,928.97
001	9800	FINGERPRINT PAYMENT CLEAR	1,607.74	.00	1,607.74	.00	.00	.00
002	0000	BOND RETIREMENT FUND	1,925.89	.00	.00	.00	.00	1,925.89
003	0000	PERMANENT IMPROVEMENT FUN	160,415.10	44,663.65	692,442.40	1,825.96	668,404.57	184,452.93
006	0000	FOOD SERVICE FUND	958.68	240,146.16	925,745.40	81,916.41	925,861.49	842.59
007	9800	TERRY McCAMMON SCHOLARSHI	11,234.83	2,281.49	2,293.92	.00	.00	13,528.75
007	9801	MINUTEMAN ALUMNI SCHOLARS	1,884.99	.21	2.29	.00	.00	1,887.28
018	9100	HIGH SCHOOL PRINCIPAL'S F	1,389.05	57.67	10,383.01	1,074.00	9,625.84	2,146.22
018	9200	JUNIOR HIGH PRINCIPAL'S F	1,018.25	615.18	7,956.78	4,920.00	8,183.27	791.76
018	9300	EASTERN PRINCIPAL'S FUND	7,746.72	129.42	7,028.72	511.77	6,792.08	7,983.36
018	9301	EASTERN ELEMENTARY BOOKFA	4,036.72	.00	9,560.18	.00	5,300.18	8,296.72
018	9400	CENTRAL PRINCIPAL'S FUND	5,539.87	4.00	5,753.61	266.45	3,739.43	7,554.05
018	9401	CENTRAL ELEMENTARY BOOKFA	1,116.71	58.76	5,273.08	.00	4,944.37	1,445.42
018	9500	WESTERN PRINCIPAL'S FUND	5,472.35	123.19	6,508.76	323.39	5,309.29	6,671.82
018	9501	WESTERN ELEMENTARY BOOKFA	2,237.46	25.99	5,677.17	421.75	7,516.96	397.67
018	9502	HIGH SCHOOL ACADEMIC BOOS	146.57	.00	.00	.00	146.57	.00
018	9901	JUNIOR HIGH TEACHER ADVIS	109.25	.00	.00	.00	.00	109.25
019	9001	ACADEMIC BOOSTERS GRANTS	2,695.25	.00	2,755.00	.00	2,210.42	3,239.83
019	9121	CENTRAL ELEMENTARY PTO GR	3,278.46	.00	237.03	.00	3,489.48	26.01
019	9122	EASTERN ELEMENTARY PTO GR	3,335.51	.00	236.94	.00	1,391.75	2,180.70
019	9123	WESTERN ELEMENTARY PTO GR	4,318.65	.00	237.03	.00	2,300.00	2,255.68
019	9200	RICHLAND COUNTY FOUNDATIO	4,932.00	.00	.00	.00	3,000.00	1,932.00
019	9303	OHIO POWER GRANT (BERRY)	.00	.00	300.00	.00	300.00	.00
019	9616	WALMART TEACHER OF THE YE	88.60	.00	.00	.00	88.60	.00
022	9601	OHSAA TOURNAMENT AGENCY F	.00	9,532.00	42,947.17	10,755.75	42,801.65	145.52
024	0000	EMPLOYEE BENEFITS FUND FO	1,087,421.83	300,980.32	3,308,519.29	285,608.29	3,204,268.69	1,191,672.43
200	9101	HIGH SCHOOL ART CLUB	93.76	.00	.00	.00	.00	93.76
200	9102	HIGH SCHOOL DRAMA CLUB	14,606.49	.00	4,638.00	144.49	5,634.57	13,609.92
200	9103	HIGH SCHOOL MATH CLUB	42.70	.00	100.00	.00	90.00	52.70
200	9104	HIGH SCHOOL LEADERSHIP CO	846.14	.00	.00	.00	356.33	489.81
200	9105	HIGH SCHOOL FRENCH CLUB	59.85	.00	298.00	.00	235.78	122.07
200	9107	HIGH SCHOOL SPANISH CLUB	408.95	.00	505.00	.00	702.05	211.90
200	9108	HIGH SCHOOL LEO CLUB	2,040.48	12.67	2,231.57	.00	2,424.15	1,847.90
200	9114	HIGH SCHOOL STUDENT COUNC	1,939.57	22.00	3,302.40	1,742.21	2,804.26	2,437.71
200	9115	HIGH SCHOOL KEY CLUB	702.36	.00	1,494.00	.00	1,019.48	1,176.88
200	9119	HIGH SCHOOL YEARBOOK FUND	44,319.58	640.00	14,210.00	505.00	17,406.57	41,123.01
200	9120	HIGH SCHOOL JOURNALISM FU	622.59	.00	466.85	.00	.00	1,089.44
200	9121	HIGH SCHOOL NATIONAL HOND	1,075.74	294.00	3,192.25	.00	1,742.99	2,525.00
200	9160	HIGH SCHOOL GERMAN CLUB	123.22	.00	.00	.00	68.22	55.00
200	9201	JUNIOR HIGH ART CLUB	3.13	.00	.00	.00	3.13	.00
200	9204	JUNIOR HIGH STUDENT COUNC	742.87	.00	666.70	256.79	623.23	786.34
200	9205	JUNIOR HIGH LIBRARY CLUB	77.65	.00	.00	.00	.00	77.65
200	9301	EASTERN ELEMENTARY STUDEN	218.36	.00	239.29	222.00	374.99	82.66
200	9401	CENTRAL ELEMENTARY STUDEN	382.69	.00	.00	.00	.00	382.69
200	9611	HIGH SCHOOL INFORMED TEEN	360.63	.00	110.00	.00	.00	470.63

FINANCIAL SUMMARY REPORT
Processing Month: June 2014
LEXINGTON LOCAL SCHOOLS

Fnd Scc	Description	Beginning Balance	MTD Revenues	FYTD Revenues	MTD Expenditures	FYTD Expenditures	Current Available Balance
200 9612	JUNIOR HIGH INFORMED TEEN	316.80	.00	221.65	.00	275.00	263.45
300 9115	JAZZ BAND	1,143.32	.00	1,265.00	.00	1,177.73	1,230.59
300 9116	CHOIR	4,287.48	336.60	814.94	.00	811.98	2,660.56
300 9206	JUNIOR HIGH PHYS ED DEPAR	773.49	.00	2,314.00	.00	2,317.70	769.79
300 9210	JR HIGH INSTRUMENTAL	41.03	.00	.00	.00	.00	41.03
300 9600	ATHLETIC FUND	19,913.63	16,164.07	211,710.67	16,523.25	229,855.85	1,768.45
300 9601	ATHLETIC TOURNAMENT FUND	1,545.53	.00	.00	.00	1,545.53	.00
300 9602	ORCHESTRA	63.22	.00	.00	.00	.00	63.22
300 9603	ELEMENTARY MUSIC	945.67	.00	.00	.00	.00	945.67
300 9605	BAND	232.95	.00	.00	.00	.00	232.95
499 9101	STATE GRANT 2001 READING	2,497.14	.00	.00	134.50	134.50	2,362.64
506 9013	RACE TO THE TOP GRANT FY1	6,077.89	.00	6,077.89	.00	.00	.00
506 9014	RACE TO THE TOP GRANT FY1	.00	3,865.90	24,925.55	1,340.00	22,057.31	2,868.24
506 9914	OHIO RESIDENT EDUCATOR PR	.00	1,750.00	1,750.00	1,750.00	1,750.00	.00
516 9013	IDEA-B SPECIAL EDUCATION	.62	.00	13,469.59	.00	13,470.21	.00
516 9014	IDEA-B SPECIAL EDUCATION	.00	39,600.00	301,929.63	48,379.92	301,857.56	72.07
572 9013	TITLE I TARGETED ASSISTAN	8,107.74	.00	20,271.03	.00	28,378.77	.00
572 9014	TITLE I FY14	.00	18,800.09	203,308.97	18,868.31	203,261.91	47.06
590 9013	TITLE II-A IMPROVING TEAC	52.56	.00	.00	.00	52.56	.00
590 9014	TITLE II-A IMPROVING TEAC	.00	834.35	44,321.62	847.99	44,321.62	.00
599 9013	NATIONAL SCHOOL LUNCH EXP	6,948.00	.00	7,000.00	.00	13,948.00	.00
Grand Total All Funds		3,710,968.37	2,306,089.09	28644,937.50	2,576,230.23	26480,336.25	5875,569.62
Total Invested Funds		.00					

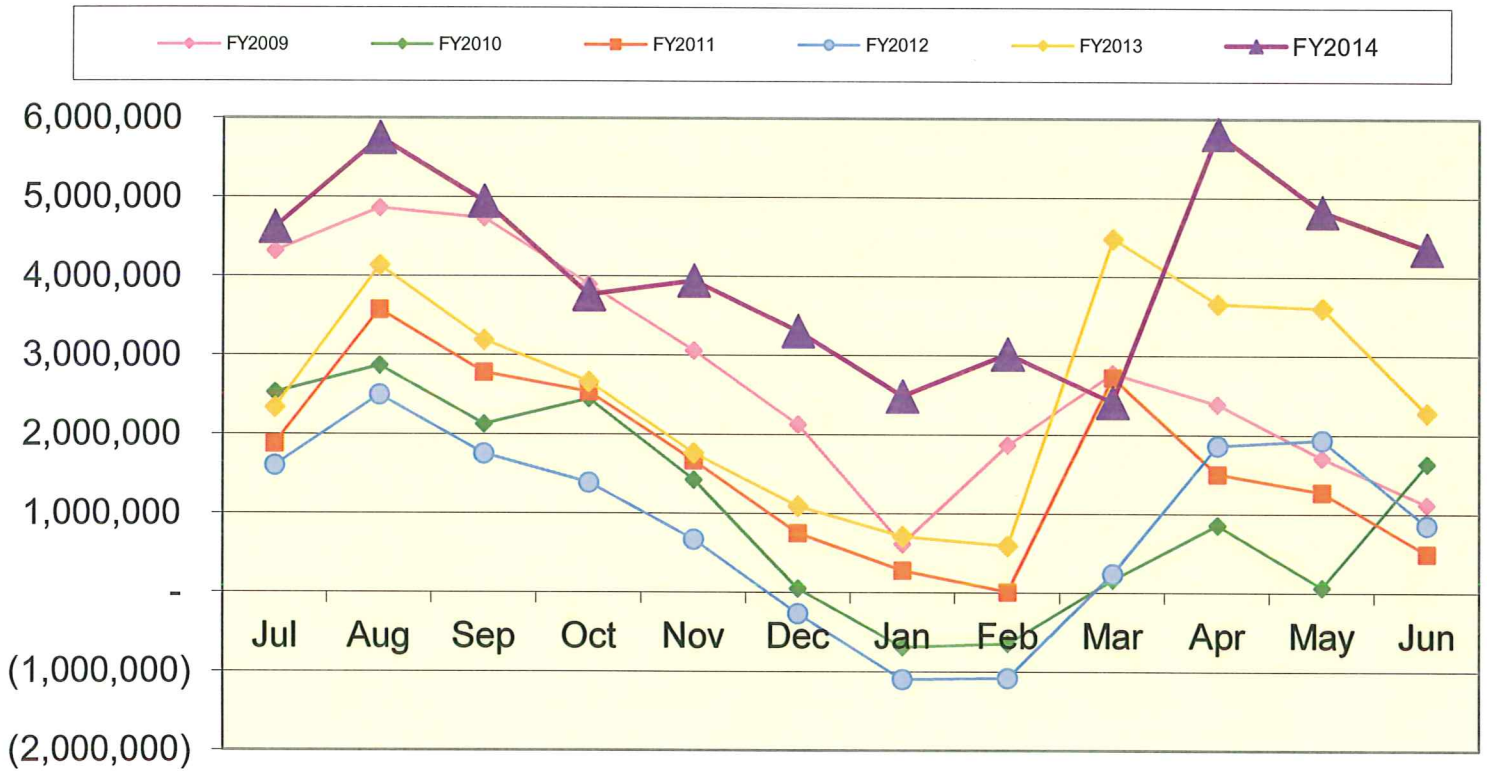
SCHOOL DISTRICT: LEXINGTON LOCAL SCHOOLS IRN # 049437 COUNTY: RICHLAND FISCAL YEAR: 2014 MONTH: 06

	MONTHLY ESTIMATE	MONTHLY ACTUAL	MONTHLY DIFFERENCE	FISCAL YTD ESTIMATE	FISCAL YTD ACTUAL	FISCAL YTD DIFFERENCE
REVENUES						
01.010 General Property (Real Estate)	0	0	0	10,610,000	10,612,771	2,771
01.020 Tangible Personal Property Tax	0	0	0	358,000	358,295	295
01.030 Income Tax	0	0	0	0	0	0
01.035 Unrestricted Grants-in-Aid	823,161	724,215	98,946-	9,340,148	9,412,473	72,325
01.040 Restricted Grants-in-Aid	6,840	5,126	1,714-	76,044	76,447	403
01.045 Restricted Grants-in-Aid - SFSP	0	0	0	0	0	0
01.050 Property Tax Allocation	36,000	878,403	842,403	1,756,539	1,756,684	145
01.060 All Other Operating Revenue	0	8,872	8,872	332,221	363,395	31,174
01.070 Total Revenue	866,001	1,616,616	750,615	22,472,932	22,580,065	107,133
OTHER FINANCING SOURCES						
02.010 Proceeds from Sale of Notes	0	0	0	0	0	0
02.020 State Emergency Loans & Advancements (Approved)	0	0	0	0	0	0
02.040 Operating Transfers-In	0	0	0	0	0	0
02.050 Advances-In	0	0	0	56,948	56,948	0
02.060 All Other Financing Sources	0	8,536	8,536	108,000	117,016	9,016
02.070 Total Other Financing Sources	0	8,536	8,536	164,948	173,964	9,016
02.080 Total Revenues and Other Financing Sources	866,001	1,625,152	759,151	22,637,900	22,754,029	116,129
EXPENDITURES						
03.010 Personal Services	1,262,041	996,924	265,117-	11,777,758	11,396,022	381,736-
03.020 Employees' Retirement/Insurance Benefits	421,461	420,950	511-	4,761,461	4,747,501	13,960-
03.030 Purchased Services	458,235	469,018	10,783	3,514,235	3,367,460	146,775-
03.040 Supplies and Materials	30,665	51,719	21,054	723,800	714,913	8,887-
03.050 Capital Outlay	4,000	2,600	1,400-	25,500	20,475	5,025-
03.060 Intergovernmental	0	0	0	0	0	0
04.010 Debt Services: All Principal (Historical)	0	0	0	0	0	0
04.020 Debt Services: Principal - Notes	0	0	0	0	0	0
04.030 Debt Services: Principal - State Loans	0	0	0	0	0	0
04.040 Debt Services: Principal - State Advancements	0	0	0	0	0	0
04.050 Debt Service: Principal - HB 264 Loans	0	0	0	0	0	0
04.055 Debt Services: Principal - Other	0	0	0	0	0	0
04.060 Debt Services: Interest and Fiscal Charges	0	0	0	0	0	0
04.300 Other Objects	15,000	17,380	2,380	307,322	290,290	17,032-
04.500 Total Expenditures	2,191,402	1,958,591	232,811-	21,110,076	20,536,661	573,415-
OTHER FINANCING USES						
05.010 Operating Transfers - Out	135,000	126,800	8,200-	135,000	126,800	8,200-
05.020 Advances - Out	0	12,500	12,500	0	12,500	12,500
05.030 All Other Financing Uses	0	0	0	0	0	0
05.040 Total Other Financing Uses	135,000	139,300	4,300	135,000	139,300	4,300
05.050 Total Expenditure and Other Financing Uses	2,326,402	2,097,891	228,511-	21,245,076	20,675,961	569,115-
06.010 Excess Rev & Oth Financing Sources over(under) Exp &	1,460,401-	472,739-	987,662	1,392,824	2,078,068	685,244
07.010 Beginning Cash Balance	5,131,277	4,628,859	302,418-	2,278,052	2,278,052	0
07.020 Ending Cash Balance	3,670,876	4,356,120	685,244	3,670,876	4,356,120	685,244
08.010 Outstanding Encumbrances	95,000	196,102	101,102	95,000	196,102	101,102

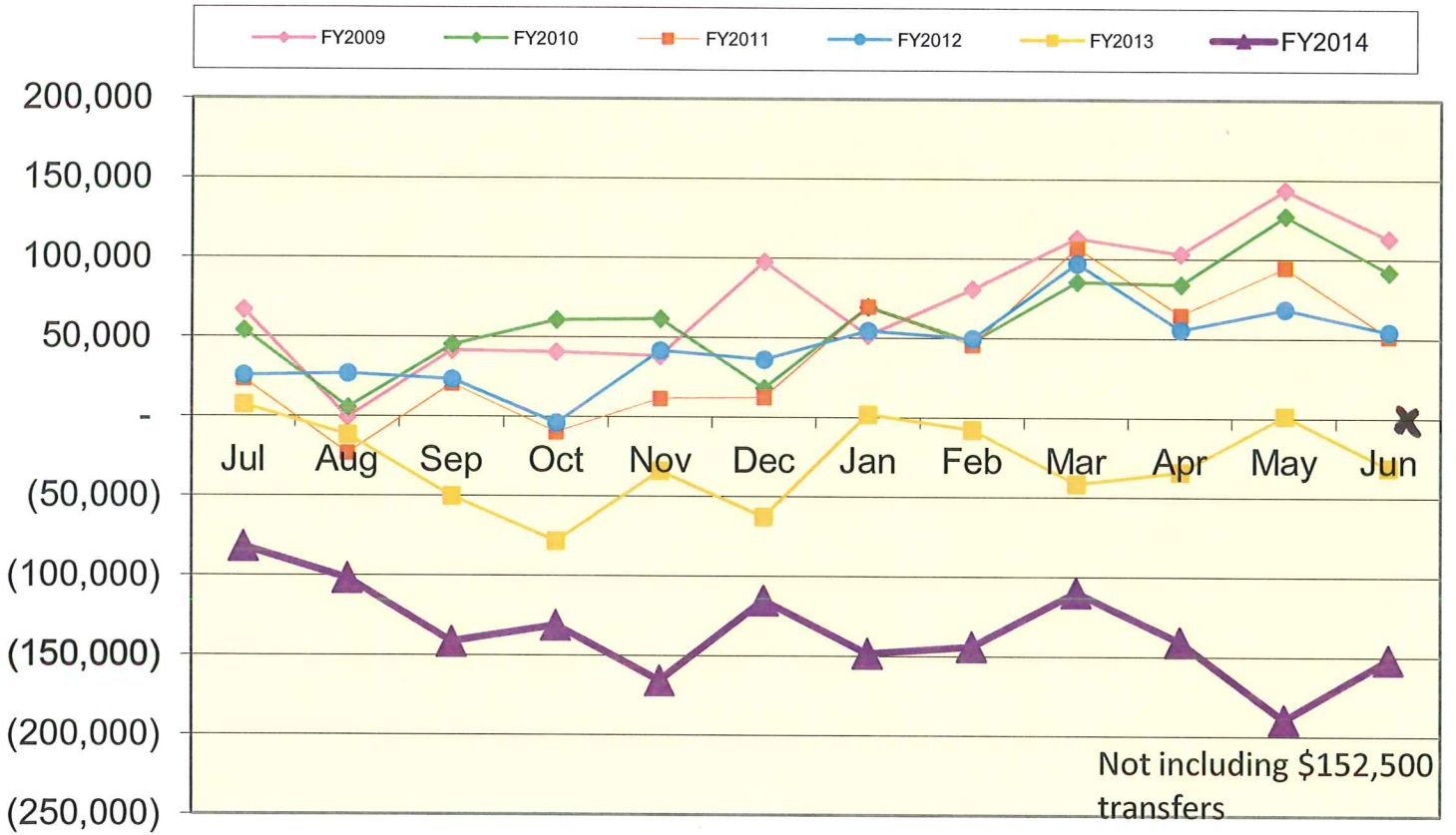
**LEXINGTON LOCAL SCHOOL DISTRICT
GENERAL FUND ONLY 2013-14
SUMMARY OF RECEIPTS AND EXPENDITURES - FIVE YEAR FORECAST FORMAT**

LINE 7.010	BEGINNING CASH BALANCE		\$	2,278,052		
	6/30/2014	FISCAL YEAR TO DATE Estimate	FISCAL YEAR TO DATE Actual	VARIANCE Estimate vs. Actual	PERCENT of VARIANCE	
	REVENUES					
LINE 1.010	Real Estate Tax	\$ 10,610,000	\$ 10,612,771	\$2,771	0.03%	
LINE 1.020	Personal Property Tax	\$ 358,000	\$ 358,295	\$295	0.08%	
LINE 1.030	Income Tax	\$ -	\$ -	\$0		
LINE 1.035	State Funding	\$ 9,340,148	\$ 9,412,473	\$72,325	0.77%	
LINE 1.040	Career Tech Funding	\$ 76,044	\$ 76,447	\$403	0.53%	
LINE 1.050	Property Tax Allocation	\$ 1,756,539	\$ 1,756,684	\$145	0.01%	
LINE 1.060	Other Operating Revenue	\$ 332,221	\$ 363,395	\$31,174	9.38%	
LINE 1.070	TOTAL REVENUE	\$ 22,472,952	\$ 22,580,065	\$107,113	0.48%	
			\$ -			
LINE 2.01	Proceeds from Notes	\$ -	\$ -	\$0		
LINE 2.04	Transfers In	\$ -	\$ -	\$0		
LINE 2.050	Advances In	\$ 56,948	\$ 56,948	\$0	0.00%	
LINE 2.060	Other Financing Sources	\$ 108,000	\$ 117,016	\$9,016	8.35%	
LINE 2.070	TOTAL OTHER SOURCES	\$ 164,948	\$ 173,964	\$9,016	5.47%	
LINE 2.080	TOTAL REVENUES & Sources	\$ 22,637,900	\$ 22,754,029	\$116,129	0.51%	
	EXPENSES					
LINE 3.010	Salaries	\$ 11,777,758	\$ 11,396,022	\$381,736	3.24%	
LINE 3.020	Retirement and Benefits	\$ 4,761,461	\$ 4,747,501	\$13,960	0.29%	
LINE 3.030	Purchased Services	\$ 3,514,235	\$ 3,367,460	\$146,775	4.18%	
LINE 3.040	Supplies and Materials	\$ 723,800	\$ 714,913	\$8,887	1.23%	
LINE 3.050	Capital Outlay and Equipment	\$ 25,500	\$ 20,475	\$5,025	19.71%	
LINE 3.06	INTERGOVERNMENTAL	\$ -	\$ -	\$0		
LINE 4.020	DEBT SERVICE - Notes	\$ -	\$ -	\$0		
LINE 4.060	DEBT SERVICE - Interest charges	\$ -	\$ -	\$0		
LINE 4.300	Other Objects	\$ 307,322	\$ 290,290	\$17,032	5.54%	
LINE 4.500	TOTAL EXPENDITURES	\$ 21,110,076	\$ 20,536,661	\$573,415	2.72%	
			\$ -			
LINE 5.00	TRANSFERS OUT	\$ 135,000	\$ 126,800	\$8,200		
LINE 5.02	ADVANCES OUT	\$ -	\$ 12,500	(\$12,500)		
LINE 5.03	ALL OTHER USES	\$ -	\$ -	\$0		
LINE 5.040	TOTAL OTHER USES	\$ 135,000	\$ 139,300	(\$4,300)		
LINE 5.050	TOTAL EXPENDITURES & USES	\$ 21,245,076	\$ 20,675,961	\$569,115	2.68%	
		Estimate	Actual	Variance		
LINE 6.010	REVENUES OVER EXPENSES	\$ 1,392,824	\$ 2,078,068	\$685,244		
LINE 7.020	ENDING CASH BALANCE	\$ 3,670,876	\$ 4,356,120	\$685,244		
	Less Reserves	\$ (87,929)	\$ (87,929)	\$ -		
LINE 8.010	Less Outstanding Encumbrances	\$ (95,000)	\$ (196,102)	\$ (101,102)	106.42%	
LINE 15.010	Unreserved Fund Balance	\$ 3,487,947	\$ 4,072,089	\$584,142	16.75%	
	Salaries/Benefits as % of Revenue	73.6%	71.5%	Benchmark Yr. End 80.1% or below		
	True Days Cash - Calendar Days on which can operate	60	72	60 or above		

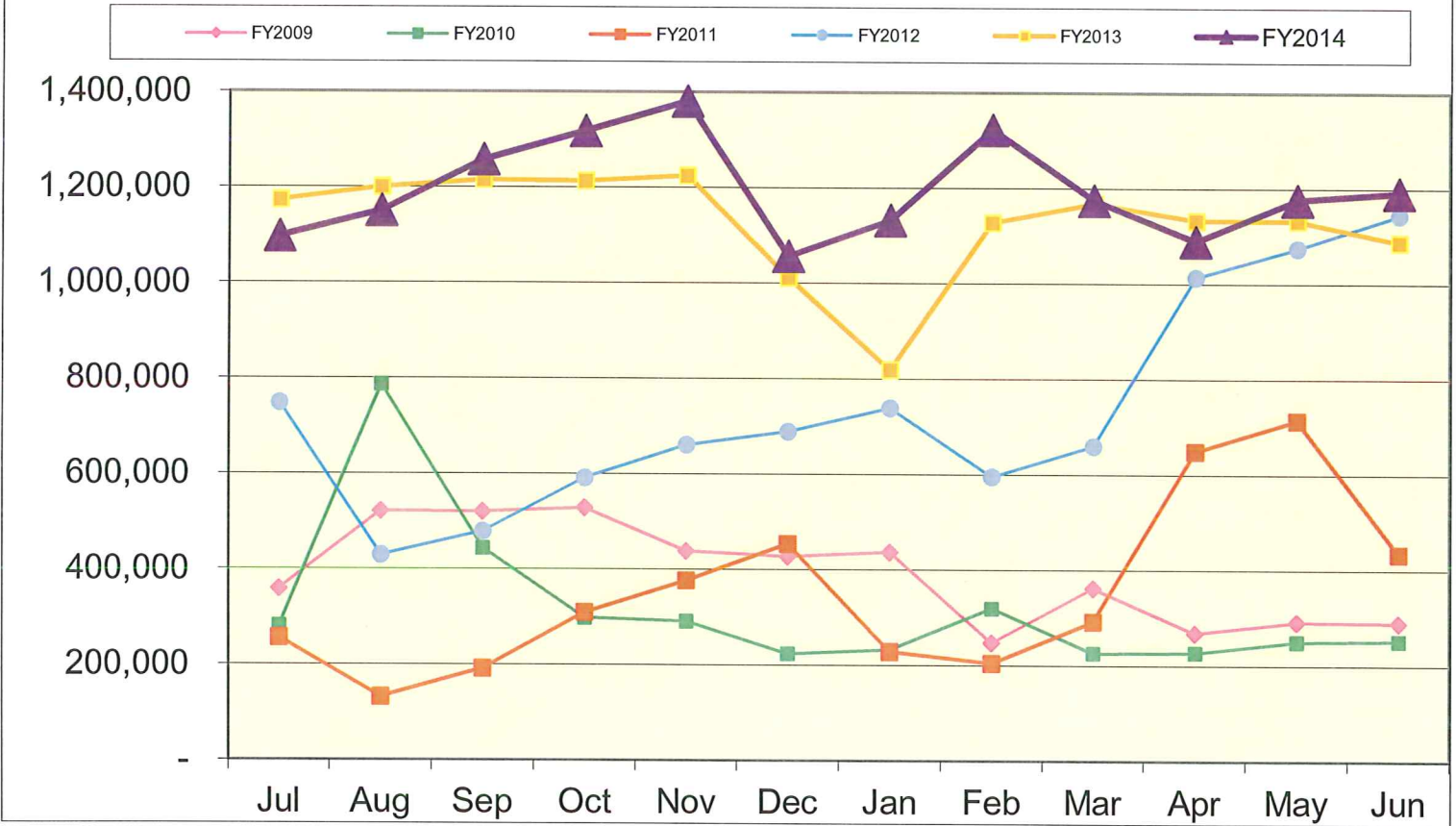
Lexington Local Schools General Fund Cash Balance



Lexington Local Schools Food Service Fund Cash Balance



Lexington Local Schools Employee Benefits Fund Cash Balance



Lexington Local Schools

Permanent Improvement Fund 6/30/2014

Instruction and Administration	Budgeted Amount	Actual Fiscal Year Expended	Current Encumbrances	Available Budget
Playground equipment	\$ 2,340.00	\$ 3,107.99	\$ -	(\$767.99)
Textbooks and instructional equipment	\$ 28,645.88	\$ 73,675.05	\$ -	(\$45,029.17)
Wall mats for Western	\$ 2,296.00	\$ 2,296.00	\$ -	\$0.00
Furniture for Western	\$ 3,100.00	\$ 3,025.24	\$ -	\$74.76
Furniture/equip Curric/SpEd Directors	\$ 15,200.00	\$ 16,228.97	\$ -	(\$1,028.97)
Carpet for Eastern / Clinic furniture	\$ 4,393.00	\$ 5,685.70	\$ -	(\$1,292.70)
New shredder	\$ 2,419.00	\$ 2,199.00	\$ -	\$220.00
Music instruments and equipment	\$ -	\$ 2,271.91	\$ -	(\$2,271.91)

Maintenance

Riding Line maker	\$ 11,995.00	\$ 11,995.00	\$ -	\$0.00
Mower lease	\$ 19,416.00	\$ 19,416.08	\$ -	(\$0.08)
HS restroom upgrades	\$ 10,800.00	\$ 6,212.00	\$ -	\$4,588.00
Boiler Replacement at Central	\$ -	\$ 36,980.00	\$ -	(\$36,980.00)
Roof Repairs	\$ -	\$ 13,355.00	\$ -	(\$13,355.00)

Transportation

New bus and security camera	\$ 90,376.00	\$ 90,376.00	\$ -	\$0.00
Equipment at Bus Garage	\$ 700.00	\$ 683.05	\$ -	\$16.95

Technology

Notebooks and carts	\$ 101,000.00	\$ 100,444.80	\$ -	\$555.20
Computers, servers, tech equip., etc.	\$ 185,311.00	\$ 127,119.04	\$ 1,479.03	\$56,712.93
Sunguard	\$ 25,000.00	\$ 24,446.20	\$ 372.80	\$181.00
HS Auditorium projector system	\$ 11,000.00	\$ 2,512.00	\$ -	\$8,488.00

Food Service

Steamer system filter	\$ 4,835.00	\$ -	\$ -	\$4,835.00
-----------------------	-------------	------	------	------------

Athletics and Student Activities

2 Wrestling Mats	\$ 21,558.00	\$ 21,558.00	\$ -	\$0.00
Athletic equipment, etc.	\$ 27,505.00	\$ 31,039.50	\$ 1,041.00	(\$4,575.50)
Athletic office furniture, carpet	\$ 6,755.00	\$ 6,461.65	\$ -	\$293.35
Track Repair		\$ 8,000.00	\$ -	(\$8,000.00)

Fees

Tax Collection Fees	\$ 12,000.00	\$ 9,316.39	\$ -	\$2,683.61
---------------------	--------------	-------------	------	------------

	Budgeted Amount	Actual Fiscal Year Expended	Current Encumbrances	Available Budget
Totals	\$ 586,644.88	\$ 618,404.57	\$ 2,892.83	\$ (34,652.52)
Return of Advance to General Fund	\$ 50,000.00	\$ 50,000.00		
Total Budgeted Plus Return to Gen. Fund	\$ 636,644.88			

Actual Cash Balance 7/1/13	\$ 160,415.10
Revenues FY14 - Taxes from levy	\$ 692,442.40
Expenditures FY14	\$ (668,404.57)
Current Cash Balance	\$184,452.93
Current Encumbrances	\$ (2,892.83)
Available Balance	\$181,560.10

Check#	Check Date	Org Sta	Vendor Paid	Check Amount	Status Date
070620	06/05/2014	W/R	STEWART, AMY	54.00	06/10/2014
070621	06/05/2014	W/R	AWARDSMITH	62.50	06/13/2014
070622	06/05/2014	W/R	CALLIS, BRANDEE	25.00	06/16/2014
070623	06/05/2014	W/R	MORTON, BUCK	150.00	06/12/2014
070624	06/05/2014	W/R	BUCYRUS HIGH SCHOOL	140.00	06/09/2014
070625	06/05/2014	W/W	CARDINAL RENTAL & SALES, LTD	43.99	
070626	06/05/2014	W/R	CLEARWATER SYSTEMS	29.90	06/09/2014
070627	06/05/2014	W/R	CORPAD	90.00	06/09/2014
070628	06/05/2014	W/R	CROWNE PLAZA COLUMBUS NORTH	545.00	06/12/2014
070629	06/05/2014	W/R	MARIKIS, DENNIS	16,400.00	06/17/2014
070630	06/05/2014	W/R	DYSLEXIA INSTITUTES OF AMERICA	1,000.00	06/11/2014
070631	06/05/2014	W/R	FORGET-ME-NOT FLOWER SHOP, INC.	360.00	06/06/2014
070632	06/05/2014	W/W	GALION HIGH SCHOOL (AD)	350.00	
070633	06/05/2014	W/R	GIONINO'S PIZZERIA	186.00	06/16/2014
070634	06/05/2014	W/R	ITSavvy	2,134.00	06/11/2014
070635	06/05/2014	W/R	JONES RENTAL, INC.	396.00	06/10/2014
070636	06/05/2014	W/R	KIMBALL MIDWEST	57.09	06/16/2014
070637	06/05/2014	W/R	PORT-A-POT	1,492.20	06/13/2014
070638	06/05/2014	W/W	LEX LANES	468.00	
070639	06/05/2014	W/R	LEXINGTON BOARD OF ED.	294.00	06/05/2014
070640	06/05/2014	W/R	LEXINGTON LOCAL SCHOOLS	723.67	06/06/2014
070641	06/05/2014	W/R	MADISON LOCAL SCHOOLS	100.00	06/06/2014
070642	06/05/2014	W/R	MANSFIELD AUTO PARTS	248.77	06/10/2014
070643	06/05/2014	W/R	MID-OHIO ED. SERVICE CENTER	13.70	06/06/2014
070644	06/05/2014	W/R	MILLIRON WASTE MGT.	783.64	06/06/2014
070645	06/05/2014	W/R	MINUTEMAN PRESS	975.59	06/09/2014
070646	06/05/2014	W/R	RICHLAND CO. HEALTH DEPT	3,968.72	06/10/2014
070647	06/05/2014	W/R	MVD SPORTS	315.00	06/09/2014
070648	06/05/2014	W/R	NORTH CENTRAL OHIO ESC	1,155.00	06/09/2014
070649	06/05/2014	W/R	OAKWOOD CITY SCHOOL DISTRICT	250.00	06/11/2014
070650	06/05/2014	W/R	OHIO CARDINAL CONFERENCE	613.37	06/10/2014
070651	06/05/2014	W/R	PERRYSBURG SCHOOLS	185.00	06/19/2014
070652	06/05/2014	W/R	QUENCH	38.00	06/12/2014
070653	06/05/2014	W/R	RENHILL GROUP, INC.	2,003.06	06/10/2014
070654	06/05/2014	W/R	STATE TEACHERS RETIREMENT	4,391.15	06/09/2014
070655	06/05/2014	W/R	SUMMERS RUBBER COMPANY	64.25	06/09/2014
070656	06/05/2014	W/W	TEACHERSPAYTEACHERS	134.50	
070657	06/05/2014	W/R	THE WRITING COMPANY	1,002.36	06/11/2014
070658	06/05/2014	W/R	TREASURER, STATE OF OHIO	426.00	06/12/2014
070659	06/05/2014	W/R	TREASURER OF STATE OF OH	48.88	06/13/2014
070660	06/05/2014	W/R	TRIBUNE-COURIER	79.50	06/13/2014
070661	06/05/2014	W/R	TRUCK SALES & SERVICE, INC.	4,133.94	06/09/2014
070662	06/05/2014	W/W	YBK CAMP	470.00	
070663	06/06/2014	W/R	NICKLES BAKERY	623.93	06/13/2014
070664	06/06/2014	W/R	CLEAR FORK VALLEY (ATH)	100.00	06/09/2014
070665	06/06/2014	W/R	CLEARWATER SYSTEMS	59.80	06/10/2014
070666	06/06/2014	W/R	CRESTVIEW LOCAL SCHOOL	20,450.00	06/09/2014
070667	06/06/2014	W/R	DAIRY ENTERPRISES INC.	3,890.64	06/10/2014
070668	06/06/2014	W/R	EDISON LOCAL SCHOOL DISTRICT	150.00	06/11/2014
070669	06/06/2014	W/R	BROWNELL, EDWINA	380.00	06/30/2014
070670	06/06/2014	W/W	PEEBLES, ELIZABETH	444.89	
070671	06/06/2014	W/R	FORGET-ME-NOT FLOWER SHOP, INC.	43.00	06/11/2014

Check#	Check Date	Org Sta	Vendor Paid	Check Amount	Status Date
070672	06/06/2014	W/R	GORDON FOOD SERVICE	15,784.22	06/10/2014
070673	06/06/2014	W/W	RICE, HOLLY	380.00	
070674	06/06/2014	W/R	LEXINGTON ATHLETIC DEPT./PC	168.49	06/09/2014
070675	06/06/2014	W/R	MVD SPORTS	360.00	06/11/2014
070676	06/06/2014	W/V	ONTARIO ATHLETIC DEPT.	100.00	06/24/2014
070677	06/06/2014	W/W	ORRVILLE CITY SCHOOLS	200.00	
070678	06/06/2014	W/R	FREDERICKTOWN LOCAL SCHOOLS	130.00	06/11/2014
070679	06/06/2014	W/R	RC THERAPY SERVICES, INC.	6,715.50	06/11/2014
070680	06/06/2014	W/R	REX'S LAWN CARE	2,600.00	06/20/2014
070681	06/06/2014	W/R	RICHLAND COUNTY SOLID WASTE	150.00	06/13/2014
070682	06/06/2014	W/R	SCHOLASTIC INC.	1,078.00	06/12/2014
070683	06/06/2014	W/R	SHELBY CITY SCHOOLS	130.00	06/10/2014
070684	06/06/2014	W/R	TEAM IP	7,142.00	06/11/2014
070685	06/06/2014	W/R	UPPER SANDUSKY EXEMPTED	150.00	06/12/2014
070686	06/09/2014	W/R	University of Notre Dame	645.00	06/17/2014
070687	06/16/2014	W/R	AIRGAS USA, LLC	119.39	06/23/2014
070688	06/16/2014	W/R	NICKLES BAKERY	37.23	06/19/2014
070689	06/16/2014	W/R	AWARDSMITH	870.75	06/23/2014
070690	06/16/2014	W/R	BAKER VEHICLE SYSTEMS, INC.	525.10	06/19/2014
070691	06/16/2014	W/R	CARDINAL RENTAL & SALES, LTD	43.68	06/23/2014
070692	06/16/2014	W/R	CBIZ BENEFITS & INSURANCE	2,750.00	06/23/2014
070693	06/16/2014	W/R	CDW-G	504.66	06/24/2014
070694	06/16/2014	W/R	COLE DISTRIBUTING	24,544.62	06/19/2014
070695	06/16/2014	W/R	COLES ENERGY, INC.	1,120.81	06/19/2014
070696	06/16/2014	W/R	DAIRY ENTERPRISES INC.	88.56	06/19/2014
070697	06/16/2014	W/R	DEMCO, INC.	329.75	06/23/2014
070698	06/16/2014	W/W	MORANDO, ELIZABETH	108.80	
070699	06/16/2014	W/W	TURLO, ERIC	1,000.00	
070700	06/16/2014	W/R	GERMAN'S BUS SALES & SERVICE	112.60	06/26/2014
070701	06/16/2014	W/R	GEYER'S MARKET'S, INC.	551.62	06/23/2014
070702	06/16/2014	W/R	GRAINGER	49.38	06/20/2014
070703	06/16/2014	W/R	HD SUPPLY FACILITIES	317.39	06/23/2014
070704	06/16/2014	W/R	ITsavvy	5,080.86	06/24/2014
070705	06/16/2014	W/R	J & B ACCOUSTICAL	834.03	06/18/2014
070706	06/16/2014	W/R	GRIFFITH, JANET	25.00	06/25/2014
070707	06/16/2014	W/W	BRIGHT, JESSICA	110.54	
070708	06/16/2014	W/R	RUTSCHILLING, JODY	222.00	06/19/2014
070709	06/16/2014	W/W	JOHN GARBER MATERIALS, INC.	26.33	
070710	06/16/2014	W/R	WEIDIG, KATHY	49.44	06/24/2014
070711	06/16/2014	W/W	BAZLEY, LAURIE	9.30	
070712	06/16/2014	W/W	MOWRY, LEVI B.	134.40	
070713	06/16/2014	W/R	LEXINGTON LOCAL SCHOOLS	161.00	06/19/2014
070714	06/16/2014	W/R	LIFE TOUCH	4,920.00	06/20/2014
070715	06/16/2014	W/R	COLLINS, LINDA	190.00	06/19/2014
070716	06/16/2014	W/R	SMITH, MICHELLE	20.00	06/24/2014
070717	06/16/2014	W/R	MID-OHIO ED. SERVICE CENTER	647.62	06/18/2014
070718	06/16/2014	W/W	NCOCC	30,940.65	
070719	06/16/2014	W/R	O.E. MEYER COMPANY	53.88	06/23/2014
070720	06/16/2014	W/W	OHIO SCHOOL COUNSELOR ASSOC.	50.00	
070721	06/16/2014	W/R	ORIENTAL TRADING COMPANY	147.74	06/24/2014
070722	06/16/2014	W/R	PEBBLE CREEK GOLF CLUB	1,215.00	06/23/2014
070723	06/16/2014	W/R	PEPPLE & WAGGONER, LTD.	302.50	06/25/2014

Date: 7/02/2014

C H E C K R E G I S T E R
Processing Month: June 2014
LEXINGTON LOCAL SCHOOLS

Page: 3
(CHKREG)

Check#	Check Date	Org Sta	Vendor Paid	Check Amount	Status Date
070724	06/16/2014	W/W	PHOTORAMA	175.00	
070725	06/16/2014	W/R	RC THERAPY SERVICES, INC.	1,485.00	06/25/2014
070726	06/16/2014	W/R	DUNN, RICHARD	144.49	06/20/2014
070727	06/16/2014	W/R	SIESEL DISTRIBUTING, LLC	2,285.18	06/23/2014
070728	06/16/2014	W/R	STANTON SHEET MUSIC	106.60	06/20/2014
070729	06/16/2014	W/R	SYSCO CLEVELAND, INC.	1,683.36	06/19/2014
070730	06/16/2014	W/R	JONES, TIMOTHY M.	1,638.22	06/23/2014
070731	06/16/2014	W/W	MILANO, TOMASINA	18.60	
070732	06/16/2014	W/R	OHIO BUREAU OF CRIMINAL IDENT.	284.00	06/24/2014
070733	06/16/2014	W/R	WOLFF BROS. SUPPLY, INC.	117.11	06/19/2014
070734	06/18/2014	W/V	A C H ENVIRONMENTAL SERVICES	1,257.00	06/27/2014
070735	06/18/2014	W/R	BAKER VEHICLE SYSTEMS, INC.	896.10	06/23/2014
070736	06/18/2014	W/R	BISHOP, BERTHA	244.57	06/25/2014
070737	06/18/2014	W/W	CALLIS, BRANDEE (RENTALS	800.00	
070738	06/18/2014	W/R	CARDINAL BUS SALES & SERVICE	623.34	06/24/2014
070739	06/18/2014	W/R	CDW-G	104.57	06/25/2014
070740	06/18/2014	W/W	CERTIFIED RESTRAINT	6,000.00	
070741	06/18/2014	W/R	CHARLES RITTER CO.	114.82	06/23/2014
070742	06/18/2014	W/R	COLES ENERGY, INC.	792.39	06/23/2014
070743	06/18/2014	W/R	CULLIGAN QUALITY WATER	458.24	06/24/2014
070744	06/18/2014	W/W	WISENBARGER, DEBRA	28.00	
070745	06/18/2014	W/R	DYSLEXIA INSTITUTES OF AMERICA	800.00	06/27/2014
070746	06/18/2014	W/R	MILLWARD, ERIN	50.00	06/25/2014
070747	06/18/2014	W/R	ESC OF EAST CENTRAL OHIO	650.00	06/30/2014
070748	06/18/2014	W/W	FINISHTIMING	1,930.00	
070749	06/18/2014	W/R	G & L SUPPLY CO.	582.05	06/24/2014
070750	06/18/2014	W/R	GALLIK METAL	97.00	06/23/2014
070751	06/18/2014	W/R	GEYER'S MARKET'S, INC.	244.76	06/23/2014
070752	06/18/2014	W/R	GILBARCO INC.	30.00	06/23/2014
070753	06/18/2014	W/R	GRAINGER	24.68	06/24/2014
070754	06/18/2014	W/R	J & B ACCOUSTICAL	125.00	06/20/2014
070755	06/18/2014	W/R	TAYLOR, JENNIFER	244.57	06/25/2014
070756	06/18/2014	W/R	WADE, KRISTA	733.71	06/23/2014
070757	06/18/2014	W/W	BAZLEY, LAURIE	82.28	
070758	06/18/2014	W/R	LIFE TOUCH	111.93	06/30/2014
070759	06/18/2014	W/R	LIGHTSPEED TECHNOLOGIES INC.	3,158.84	06/26/2014
070760	06/18/2014	W/R	MANSFIELD AUTO PARTS	384.11	06/24/2014
070761	06/18/2014	W/R	MANSFIELD MEMORIAL PARK	112.00	06/30/2014
070762	06/18/2014	W/R	METROPOLITAN EDUCATIONAL	1,036.71	06/24/2014
070763	06/18/2014	W/R	NEWMAYER, MICHELE	35.00	06/23/2014
070764	06/18/2014	W/R	MID-OHIO AUTO REPAIR	106.55	06/23/2014
070765	06/18/2014	W/R	MID-OHIO ED. SERVICE CENTER	100,476.95	06/20/2014
070766	06/18/2014	W/R	NEWS JOURNAL	469.00	06/26/2014
070767	06/18/2014	W/R	MVD SPORTS	1,170.20	06/24/2014
070768	06/18/2014	W/R	ACORN DISTRIBUTORS, INC.	82.69	06/24/2014
070769	06/18/2014	W/R	NORTH CENTRAL OHIO ESC	595.00	06/24/2014
070770	06/18/2014	W/R	OHIO HEALTH CONSORTIUM, INC.	118.00	06/25/2014
070771	06/18/2014	W/W	OIAAATREASURER	130.00	
070772	06/18/2014	W/R	PPG PITTSBURG PAINTS	478.00	06/24/2014
070773	06/18/2014	W/R	REINDL SPRING SERVICE	264.54	06/23/2014
070774	06/18/2014	W/R	REHILL GROUP, INC.	1,736.13	06/24/2014
070775	06/18/2014	W/R	RICHLAND COUNTY SOLID WASTE	62.00	06/30/2014

Date: 7/02/2014

C H E C K R E G I S T E R
Processing Month: June 2014
LEXINGTON LOCAL SCHOOLS

Page: 4
(CHKREG)

Check#	Check Date	Org Sta	Vendor Paid	Check Amount	Status Date
070776	06/18/2014	W/W	SAM'S CLUB	239.04	
070777	06/18/2014	W/R	SCHOLASTIC BOOK CLUBS, INC.	1,889.83	06/24/2014
070778	06/18/2014	W/R	SCHOOL EMPLOYEES RETIREMENT	4,700.21	06/24/2014
070779	06/18/2014	W/R	SPEEDWAY	500.00	06/24/2014
070780	06/18/2014	W/R	STATE TEACHERS RETIREMENT	4,102.35	06/24/2014
070781	06/18/2014	W/R	TRANSPORTATION ACCESSORIES CO.	137.56	06/24/2014
070782	06/18/2014	W/R	VOLZ FENCING	650.00	06/26/2014
070783	06/18/2014	W/W	WALNUT HILLS SWIM CLUB	312.00	
070784	06/18/2014	W/R	WORNER ROOFING COMPANY	353.00	06/20/2014
070785	06/20/2014	W/R	STEWART, AMY	38.00	06/30/2014
070786	06/20/2014	W/R	CHARLES RITTER CO.	42.22	06/25/2014
070787	06/20/2014	W/R	EQUIPARTS	114.35	06/30/2014
070788	06/20/2014	W/R	GEYER'S MARKET'S, INC.	67.50	06/26/2014
070789	06/20/2014	W/W	HURSH DRUG, INC.	846.89	
070790	06/20/2014	W/W	KELL ACE HARDWARE	9.25	
070791	06/20/2014	W/R	LECTRO COMPONENTS INC.	82.34	06/30/2014
070792	06/20/2014	W/R	LEXINGTON LOCAL SCHOOLS	106.12	06/25/2014
070793	06/20/2014	W/W	MEDCENTRAL PEDIATRIC THERAPY	39,700.00	
070794	06/20/2014	W/W	MOBY MAX	79.00	
070795	06/20/2014	W/W	RENHILL GROUP, INC.	660.58	
070796	06/20/2014	W/R	RICHLAND CO. JUVENILE COURT	167.28	06/30/2014
070797	06/20/2014	W/R	RICHLAND NEWHOPE CENTER	7,381.50	06/27/2014
070798	06/20/2014	W/R	SHERWIN-WILLIAMS	887.10	06/27/2014
070799	06/20/2014	W/R	STAPLES	387.86	06/30/2014
070800	06/20/2014	W/R	CUMMINS, STEVE	489.14	06/27/2014
070801	06/20/2014	W/R	STRATEGIC MANAGEMENT SOLUTIONS	4,500.00	06/30/2014
070802	06/20/2014	W/W	TREASURER, STATE OF OHIO	53.25	
070803	06/20/2014	W/W	VOLZ, TRICIA L.	87.36	
070804	06/20/2014	W/W	TROY TWP EMS	100.00	
070805	06/23/2014	W/W	CenturyLink	1,483.69	
070806	06/23/2014	W/R	HUGH O'BRIAN YOUTH LEADERSHIP	900.00	06/27/2014
070807	06/23/2014	W/R	MID-OHIO ED. SERVICE CENTER	31.80	06/25/2014
070808	06/23/2014	W/R	SPORT-N-SHOES	250.00	06/30/2014
070809	06/23/2014	W/R	VERIZON WIRELESS	750.81	06/30/2014
070810	06/24/2014	W/R	GRAINGER	90.48	06/27/2014
070811	06/24/2014	W/R	LEXINGTON ATHLETIC ACCOUNT	1,338.00	06/25/2014
070812	06/24/2014	W/R	LEXINGTON AUTO PARTS	8.58	06/26/2014
070813	06/24/2014	W/R	MEDCENTRAL PEDIATRIC THERAPY	9,300.00	06/30/2014
070814	06/24/2014	W/R	POST MASTER	364.82	06/26/2014
070815	06/24/2014	W/R	JONES, TIMOTHY M.	54.50	06/30/2014
070816	06/24/2014	W/R	WAL-MART DISCOUNT CITIES	629.61	06/30/2014
070817	06/24/2014	W/R	WOLFF BROS. SUPPLY, INC.	205.35	06/26/2014
070818	06/24/2014	B/B	CARMEAN, CHRISTY	9.35	
070819	06/24/2014	B/B	OWENS, BETH	3.99	
070820	06/24/2014	B/R	BOYD, JAMES	45.00	06/26/2014
070821	06/24/2014	B/B	FRITZ, LISA	18.45	
070822	06/24/2014	B/B	GETZ, STEVEN	10.85	
070823	06/24/2014	B/R	BURROWS, MICHAEL	13.25	06/26/2014
070824	06/24/2014	B/R	RHODES, DOUG	5.90	06/27/2014
070825	06/24/2014	B/B	STOYKO, DAVID	38.05	
070826	06/24/2014	B/B	THOMAS, TODD	10.30	
070827	06/24/2014	B/B	HAMMOND, TAMMY	9.85	

Date: 7/02/2014

C H E C K R E G I S T E R
Processing Month: June 2014
LEXINGTON LOCAL SCHOOLS

Page: 5
(CHKREG)

Check#	Check Date	Org Sta	Vendor Paid	Check Amount	Status Date
070828	06/24/2014	B/B	BEDOYA, ADRIANA	30.00	
070829	06/24/2014	W/W	OHIO HIGH SCHOOL ATH. ASSOC.	1,282.88	
070830	06/26/2014	W/V	AMERICAN ELECTRIC POWER	22,634.94	06/27/2014
070831	06/26/2014	W/W	BALL, BENJAMIN	26.88	
070832	06/26/2014	W/W	BAZLEY, BRIAN	89.04	
070833	06/26/2014	W/W	CALLAHAN DOOR SALES	125.00	
070834	06/26/2014	W/W	BOND, DAVID A	77.28	
070835	06/26/2014	W/W	G & L SUPPLY CO.	421.65	
070836	06/26/2014	W/W	MANSFIELD CITY SCHOOLS	980.00	
070837	06/26/2014	W/W	ACORN DISTRIBUTORS, INC.	74.42	
070838	06/26/2014	W/R	TOMMELLEO, ROBERT J	27.44	06/30/2014
070839	06/26/2014	W/W	KNAPP, SHELLY	570.00	
070840	06/26/2014	W/W	STANTON SHEET MUSIC	346.50	
070841	06/27/2014	W/W	AMERICAN ELECTRIC POWER	19,320.93	
070842	06/27/2014	W/W	BRICKER & ECKLER LLP	522.50	
070843	06/27/2014	W/W	CHARLES RITTER CO.	33.36	
070844	06/27/2014	W/W	CLEAR FORK VALLEY LOCAL	1,260.00	
070845	06/27/2014	W/W	HD SUPPLY FACILITIES	100.46	
070846	06/27/2014	W/W	OHIO SCHOOL PLAN	59,261.00	
070847	06/27/2014	W/W	MHS INDUSTRIAL SUPPLY	13.24	
070848	06/27/2014	W/W	RENHILL GROUP, INC.	71.36	
070849	06/27/2014	W/W	RENWICK, WELSH & BURTON	2,462.50	
070850	06/27/2014	W/W	UNITED STATES TREASURY	1,410.00	
070851	06/30/2014	W/W	LESLEY UNIVERSITY	695.00	
690552	06/05/2014	C/R	LEXINGTON SCHOOLS - PAYROLL	547,350.39	06/30/2014
690555	06/05/2014	M/M	LEXINGTON SCHOOLS - PAYROLL	7,471.82	
690556	06/20/2014	C/R	LEXINGTON SCHOOLS - PAYROLL	515,884.55	06/30/2014
690557	06/18/2014	M/M	MEMO-MID OHIO ESC	3,618.07	
690558	06/18/2014	M/M	ANTHEM BENEFIT SERVICES	258,843.93	
690559	06/18/2014	M/M	LEXINGTON SCHOOLS - PAYROLL	7,030.88	
690560	06/20/2014	M/M	MEMO-S.E.R.S.	43,616.00	
690561	06/20/2014	M/M	MEMO-S.T.R.S.	109,876.00	
690562	06/20/2014	M/M	LEXINGTON BOARD OF ED.	235.64	
690564	06/30/2014	T/T	LEXINGTON BOARD OF ED.	139,300.00	
Total Checks Issued				\$ 2,151,190.19	

TRANS NO	ITEM NO	TRANS DATE	STS	DESCRIPTION OR SOURCE	TI	FUND	RCPT	SPPC	SUBJ	OPU	TRANS AMOUNT
065616	0001	06/23/2014	A	Perry Tuition pymt	03	001	1211	0000	000000	000	510.00
RCPT CODE SUB-TOTAL:											510.00
065620	0020	06/20/2014	A	SB 140 Tuition	03	001	1221	0000	000000	000	0.00
RCPT CODE SUB-TOTAL:											0.00
065620	0021	06/20/2014	A	SF-14H Spec . Ed Tuition	03	001	1223	0000	000000	000	0.00
RCPT CODE SUB-TOTAL:											0.00
065588	0013	06/06/2014	A	Open Enrollment Revenue	03	001	1227	0000	000000	000	84.44
065620	0013	06/20/2014	A	Open Enrollment Revenue	03	001	1227	0000	000000	000	84.43
RCPT CODE SUB-TOTAL:											168.87
065648	0001	06/30/2014	A	Richland Bank Aug Interest	03	001	1410	0000	000000	000	647.35
RCPT CODE SUB-TOTAL:											647.35
065556	0001	06/02/2014	A	Western school fees	03	001	1740	0000	000000	500	16.00
065557	0001	06/02/2014	A	Western school fees	03	001	1740	0000	000000	500	20.00
065563	0001	06/03/2014	A	Western school fees	03	001	1740	0000	000000	500	20.00
065564	0001	06/03/2014	A	Central school fees	03	001	1740	0000	000000	400	56.00
065565	0001	06/03/2014	A	HS School Fees	03	001	1740	0000	000000	100	150.00
065567	0001	06/04/2014	A	Western school fees	03	001	1740	0000	000000	500	20.00
065571	0001	06/05/2014	A	Western school fees	03	001	1740	0000	000000	500	20.00
065579	0001	06/06/2014	A	Western school fees	03	001	1740	0000	000000	500	20.00
065580	0002	06/06/2014	A	Central school fees	03	001	1740	0000	000000	400	44.76
065582	0001	06/06/2014	A	HS School fees	03	001	1740	0000	000000	100	171.40
065583	0001	06/06/2014	A	Eastern school fees	03	001	1740	0000	000000	300	260.00
065584	0001	06/06/2014	A	JH School Fees	03	001	1740	0000	000000	200	152.27
065592	0001	06/10/2014	A	HS School Fees	03	001	1740	0000	000000	100	64.50
065593	0001	06/10/2014	A	HS Summer PE	03	001	1740	0000	080999	100	90.00
065595	0001	06/11/2014	A	JH School Fees	03	001	1740	0000	000000	200	15.00
065625	0001	06/24/2014	B	MISSING TEXTBOOK FEE REFUND	03	001	1740	0000	000000	100	45.00-
065644	0001	06/24/2014	A	JH School Fees	03	001	1740	0000	000000	200	15.00
065643	0001	06/26/2014	A	HS School Fees	03	001	1740	0000	000000	100	48.50
065645	0001	06/30/2014	A	HS Fees - Pay For It	03	001	1740	0000	000000	100	0.00
065645	0002	06/30/2014	A	Central Fees - Pay For It	03	001	1740	0000	000000	400	0.00
065645	0003	06/30/2014	A	Jr High Fees - Pay For It	03	001	1740	0000	000000	400	0.00
065645	0004	06/30/2014	A	Eastern Fees - Pay For It	03	001	1740	0000	000000	400	30.00
065645	0005	06/30/2014	A	Western Fees - Pay For It	03	001	1740	0000	000000	400	30.00

STATUS (STS) CODES:

A-RECEIPT B-REFUND OF RECEIPT V-VOID REFUND OF RECEIPT X-REDUCTION OF EXPENDITURE
 C-APPROPRIATION OR BUDGET MODIFICATIONS D-EXPENSE/SUPPLIES DISTRIBUTION F-FUND TO FUND TRANSFER

TRANS NO	ITEM NO	TRANS DATE	STS	DESCRIPTION OR SOURCE	TI	FUND	RCPT	SPCC	SUBJ	OPU	TRANS AMOUNT
RCPT CODE SUB-TOTAL:											1,198.43
065568	0001	06/04/2014	A	Bldg Rental - Team Chitwood	03	001	1810	0000	000000	000	526.00
RCPT CODE SUB-TOTAL:											526.00
065605	0001	06/18/2014	A	Transp scrapped out revenue	03	001	1890	0000	000000	800	359.62
065613	0001	06/20/2014	A	Reimb for FieldTrips Env Class	03	001	1890	0000	000000	000	312.55
065614	0001	06/20/2014	A	Transp Used Oil revenue	03	001	1890	0000	000000	800	180.00
065614	0002	06/20/2014	A	Reimb Grant for Field Trips	03	001	1890	0000	000000	000	200.00
065634	0006	06/24/2014	A	Track Tourn Custodian salaries	03	001	1890	0000	000000	000	384.90
065650	0001	06/30/2014	A	Excess Petty Cash turned in	03	001	1890	0000	000000	000	17.46
RCPT CODE SUB-TOTAL:											1,454.53
065588	0001	06/06/2014	A	Opportunity Grant	03	001	3110	0000	000000	000	270,017.71
065588	0002	06/06/2014	A	Targeted Assistance	03	001	3110	0000	000000	000	16,491.80
065588	0003	06/06/2014	A	K-3 Literacy Funding	03	001	3110	0000	000000	000	3,786.20
065588	0005	06/06/2014	A	Limited English Prof Funding	03	001	3110	0000	000000	000	477.88
065588	0006	06/06/2014	A	Gifted Education Funding	03	001	3110	0000	000000	000	4,742.10
065588	0007	06/06/2014	A	Transportation	03	001	3110	0000	000000	000	26,754.69
065588	0008	06/06/2014	A	Special Education Funding	03	001	3110	0000	000000	000	37,245.47
065588	0010	06/06/2014	A	Transitional Aid Guarantee	03	001	3110	0000	000000	000	11,098.46-
065588	0011	06/06/2014	A	Preschool Special Educ Funding	03	001	3110	0000	000000	000	5,298.12
065588	0012	06/06/2014	A	Special Educ Transportation	03	001	3110	0000	000000	000	2,111.80
065588	0021	06/06/2014	A	In Lieu of Transportation	03	001	3110	0000	000000	000	2,690.28
065620	0001	06/20/2014	A	Opportunity Grant	03	001	3110	0000	000000	000	273,056.95
065620	0002	06/20/2014	A	Targeted Assistance	03	001	3110	0000	000000	000	12,557.60
065620	0003	06/20/2014	A	K-3 Literacy Funding	03	001	3110	0000	000000	000	3,932.85
065620	0005	06/20/2014	A	Limited English Prof Funding	03	001	3110	0000	000000	000	491.52
065620	0006	06/20/2014	A	Gifted Education Funding	03	001	3110	0000	000000	000	4,950.81
065620	0007	06/20/2014	A	Transportation	03	001	3110	0000	000000	000	27,941.59
065620	0008	06/20/2014	A	Special Education Funding	03	001	3110	0000	000000	000	36,588.38
065620	0010	06/20/2014	A	Transitional Aid Guarantee	03	001	3110	0000	000000	000	11,098.45-
065620	0011	06/20/2014	A	Preschool Special Educ Funding	03	001	3110	0000	000000	000	5,276.53
065620	0012	06/20/2014	A	Special Educ Transportation	03	001	3110	0000	000000	000	11,999.86
RCPT CODE SUB-TOTAL:											724,215.23
065589	0001	06/04/2014	A	RB for Real Estate - Morrow	03	001	3131	0000	000000	000	17,442.50
065589	0002	06/04/2014	A	RB for Emergency Levy - Morrow	03	001	3131	0000	000000	000	13,053.28
065589	0007	06/04/2014	A	2 1/2 HMRB Real Est-Morrow	03	001	3131	0000	000000	000	2,420.45
065589	0008	06/04/2014	A	2 1/2 HMRB Emerg Levy-Morrow	03	001	3131	0000	000000	000	1,811.36

STATUS (STS) CODES:

A-RECEIPT B-REFUND OF RECEIPT V-VOID REFUND OF RECEIPT X-REDUCTION OF EXPENDITURE
 C-APPROPRIATION OR BUDGET MODIFICATIONS D-EXPENSE/SUPPLIES DISTRIBUTION F-FUND TO FUND TRANSFER

TRANS NO	ITEM NO	TRANS DATE	STS	DESCRIPTION OR SOURCE	TI	FUND	RCPT	SPCC	SUBJ	OPU	TRANS AMOUNT
065600	0001	06/12/2014	A	RB for Real Estate -Richland	03	001	3131	0000	000000	000	289,613.56
065600	0002	06/12/2014	A	RB for Emergency Levy-Richland	03	001	3131	0000	000000	000	216,733.74
065600	0007	06/12/2014	A	2 1/2 RB for Real Estate-Richl	03	001	3131	0000	000000	000	59,675.53
065600	0008	06/12/2014	A	2 1/2 RB for Emergency - Richl	03	001	3131	0000	000000	000	44,658.50
RCPT CODE SUB-TOTAL:											645,408.92
065589	0004	06/04/2014	A	Homestead Real Est - Morrow	03	001	3132	0000	000000	000	6,366.50
065589	0005	06/04/2014	A	Homestead Emerg Levy-Morrow	03	001	3132	0000	000000	000	4,764.44
065600	0004	06/12/2014	A	Homestead Real Est - Richland	03	001	3132	0000	000000	000	126,897.97
065600	0005	06/12/2014	A	Homestead Emerg Levy-Richland	03	001	3132	0000	000000	000	94,964.72
RCPT CODE SUB-TOTAL:											232,993.63
065588	0004	06/06/2014	A	Economic Disadvanted Funding	03	001	3211	0000	000000	000	2,201.63
065620	0004	06/20/2014	A	Economic Disadvanted Funding	03	001	3211	0000	000000	000	2,203.78
RCPT CODE SUB-TOTAL:											4,405.41
065588	0009	06/06/2014	A	Career Tech Education Funding	03	001	3219	0000	000000	000	363.19
065620	0009	06/20/2014	A	Career Tech Education Funding	03	001	3219	0000	000000	000	357.14
RCPT CODE SUB-TOTAL:											720.33
065646	0001	06/30/2014	A	MEDICAID Recd -6/05/14	03	001	3300	0000	000000	000	4,366.55
RCPT CODE SUB-TOTAL:											4,366.55
065597	0001	06/11/2014	A	E-Rate	03	001	5300	0000	000000	000	8,536.12
RCPT CODE SUB-TOTAL:											8,536.12
FUND CODE SUB-TOTAL:											1,625,151.37
065589	0003	06/04/2014	A	RB for PI Levy - Morrow	03	003	3131	0000	000000	000	1,550.60
065589	0009	06/04/2014	A	2 1/2 HMRB PI Levy-Morrow	03	003	3131	0000	000000	000	215.17
065600	0003	06/12/2014	A	RB for PI Levy - Richland	03	003	3131	0000	000000	000	25,745.64
065600	0009	06/12/2014	A	2 1/2 RB for PI Levy - Richlan	03	003	3131	0000	000000	000	5,305.45
RCPT CODE SUB-TOTAL:											32,816.86
065589	0006	06/04/2014	A	Homestead for PI Levy-Morrow	03	003	3132	0000	000000	000	565.97
065600	0006	06/12/2014	A	Homestead for PI Levy-Richland	03	003	3132	0000	000000	000	11,280.82

STATUS (STS) CODES:

A-RECEIPT B-REFUND OF RECEIPT V-VOID REFUND OF RECEIPT X-REDUCTION OF EXPENDITURE
 C-APPROPRIATION OR BUDGET MODIFICATIONS D-EXPENSE/SUPPLIES DISTRIBUTION F-FUND TO FUND TRANSFER

TRANS NO	ITEM NO	TRANS DATE	STS	DESCRIPTION OR SOURCE	TI	FUND	RCPT	SPPC	SUBJ	OPU	TRANS AMOUNT
RCPT CODE SUB-TOTAL:											11,846.79
FUND CODE SUB-TOTAL:											44,663.65
065585	0026	06/06/2014	A	HS Breakfast	03	006	1511	0000	000000	100	22.80
065585	0027	06/06/2014	A	Jr. Hi Breakfast	03	006	1511	0000	000000	200	858.00
065585	0028	06/06/2014	A	Eastern Breakfast	03	006	1511	0000	000000	300	36.10
065585	0029	06/06/2014	A	Central Breakfast	03	006	1511	0000	000000	400	54.80
065585	0030	06/06/2014	A	Western Breakfast	03	006	1511	0000	000000	500	33.50
065622	0001	06/20/2014	A	Breakfast - State Grants	03	006	1511	0000	000000	100	26.59
065622	0002	06/20/2014	A	Breakfast - State Grants	03	006	1511	0000	000000	200	26.59
065622	0003	06/20/2014	A	Breakfast - State Grants	03	006	1511	0000	000000	300	26.60
065622	0004	06/20/2014	A	Breakfast - State Grants	03	006	1511	0000	000000	400	26.60
065622	0005	06/20/2014	A	Breakfast - State Grants	03	006	1511	0000	000000	500	26.60
RCPT CODE SUB-TOTAL:											1,138.18
065574	0001	06/03/2014	A	Reimb NSF Check West Cafe	03	006	1512	0000	000000	500	20.00
065585	0001	06/06/2014	A	HS Stu. Type A	03	006	1512	0000	000000	100	3,037.05
065585	0005	06/06/2014	A	HS ROA Stu. Type A	03	006	1512	0000	000000	100	1,966.64-
065585	0006	06/06/2014	A	Jr Hi Stu. Type A	03	006	1512	0000	000000	200	1,784.75
065585	0010	06/06/2014	A	Jr. Hi ROA Stu Type A	03	006	1512	0000	000000	200	1,183.55-
065585	0011	06/06/2014	A	Eastern Stu. Type A	03	006	1512	0000	000000	300	1,513.50
065585	0015	06/06/2014	A	Eastern ROA Stu. Type A	03	006	1512	0000	000000	300	912.09-
065585	0016	06/06/2014	A	Central Stu. Type A	03	006	1512	0000	000000	400	1,201.25
065585	0020	06/06/2014	A	Central ROA Stu. Type A	03	006	1512	0000	000000	400	561.07-
065585	0021	06/06/2014	A	Western Stu. Type A	03	006	1512	0000	000000	500	831.75
065585	0025	06/06/2014	A	Western ROA Stu. Type A	03	006	1512	0000	000000	500	448.42-
065602	0001	06/13/2014	A	Western Type A Lunch	03	006	1512	0000	000000	500	7.00
065604	0001	06/18/2014	A	HS Type A Lunch	03	006	1512	0000	000000	100	60.00
065623	0001	06/24/2014	B	LUNCH REFUND- ALYSSA	03	006	1512	0000	000000	300	3.60-
065623	0002	06/24/2014	B	LUNCH REFUND- JOSIAH	03	006	1512	0000	000000	500	5.75-
065626	0001	06/24/2014	B	LUNCH ACCOUNT REFUND	03	006	1512	0000	000000	100	18.45-
065627	0001	06/24/2014	B	LUNCH ACCT REFUND	03	006	1512	0000	000000	100	10.85-
065628	0001	06/24/2014	B	LUNCH ACCT REFUND	03	006	1512	0000	000000	100	13.25-
065629	0001	06/24/2014	B	LUNCH ACCT REFUND	03	006	1512	0000	000000	100	5.90-
065630	0001	06/24/2014	B	LUNCH ACCT REFUND	03	006	1512	0000	000000	100	38.05-
065631	0001	06/24/2014	B	LUNCH ACCT REFUND	03	006	1512	0000	000000	100	10.30-
065632	0001	06/24/2014	B	LUNCH ACCT REFUND	03	006	1512	0000	000000	100	9.85-
065638	0001	06/24/2014	B	Lunch acct refund	03	006	1512	0000	000000	100	30.00-
065645	0006	06/30/2014	A	HS Lunch - Pay For It	03	006	1512	0000	000000	100	137.50
065645	0007	06/30/2014	A	Jr High Lunch - Pay For It	03	006	1512	0000	000000	200	32.00

STATUS (STS) CODES:

A-RECEIPT B-REFUND OF RECEIPT V-VOID REFUND OF RECEIPT X-REDUCTION OF EXPENDITURE
 C-APPROPRIATION OR BUDGET MODIFICATIONS D-EXPENSE/SUPPLIES DISTRIBUTION F-FUND TO FUND TRANSFER

TRANS NO	ITEM NO	TRANS DATE	STS	DESCRIPTION OR SOURCE	TI	FUND	RCPT	SPCC	SUBJ	OPU	TRANS AMOUNT
065645	0008	06/30/2014	A	Eastern Lunch - Pay For It	03	006	1512	0000	000000	300	57.50
065645	0009	06/30/2014	A	Central Lunch - Pay For It	03	006	1512	0000	000000	400	171.00
065645	0010	06/30/2014	A	Western Lunch - Pay For It	03	006	1512	0000	000000	500	41.25
RCPT CODE SUB-TOTAL:											3,676.78
065585	0003	06/06/2014	A	HS Stu. Ala Carte	03	006	1513	0000	000000	100	1,779.82
065585	0008	06/06/2014	A	Jr. Hi Stu. Ala Carte	03	006	1513	0000	000000	200	698.00
065585	0013	06/06/2014	A	Eastern Stu. Ala Carte	03	006	1513	0000	000000	300	174.75
065585	0018	06/06/2014	A	Central Stu. Ala Carte	03	006	1513	0000	000000	400	24.50
065585	0023	06/06/2014	A	Western Stu. Ala Carte	03	006	1513	0000	000000	500	19.75
RCPT CODE SUB-TOTAL:											2,696.82
065585	0002	06/06/2014	A	HS Stu. Milk	03	006	1514	0000	000000	100	23.00
065585	0007	06/06/2014	A	Jr. Hi. Stu Milk	03	006	1514	0000	000000	200	39.00
065585	0012	06/06/2014	A	Eastern Stu. Milk	03	006	1514	0000	000000	300	8.50
065585	0017	06/06/2014	A	Central Stu. Milk	03	006	1514	0000	000000	400	5.00
065585	0022	06/06/2014	A	Western Stu. Milk	03	006	1514	0000	000000	500	24.00
RCPT CODE SUB-TOTAL:											99.50
065585	0004	06/06/2014	A	HS Adult Ala Carte	03	006	1523	0000	000000	100	230.69
065585	0009	06/06/2014	A	Jr. Hi Adult Ala Carte	03	006	1523	0000	000000	200	43.75
065585	0014	06/06/2014	A	Eastern Adult Ala Carte	03	006	1523	0000	000000	300	45.55
065585	0019	06/06/2014	A	Central Adult Ala Carte	03	006	1523	0000	000000	400	29.80
065585	0024	06/06/2014	A	Western Adult Ala Carte	03	006	1523	0000	000000	500	75.80
RCPT CODE SUB-TOTAL:											425.59
065573	0001	06/02/2014	A	Coke Commission Food Service	03	006	1851	0000	000000	000	226.86
065612	0001	06/20/2014	A	Coke Commission Food Service	03	006	1851	0000	000000	000	190.52
RCPT CODE SUB-TOTAL:											417.38
065608	0001	06/19/2014	A	Senior Breakfast payment	03	006	1890	0000	000000	000	161.00
065640	0001	06/25/2014	A	Reimb for All Staff Breakfast	03	006	1890	0000	000000	000	106.12
RCPT CODE SUB-TOTAL:											267.12
065594	0001	06/11/2014	A	Federal Reimb Lunch High Mar	03	006	4120	0000	000000	100	8,702.96
065594	0002	06/11/2014	A	Federal Reimb Lunch Jr High Ma	03	006	4120	0000	000000	200	6,101.01
065594	0003	06/11/2014	A	Federal Reimb Lunch Central Ma	03	006	4120	0000	000000	400	6,364.02
065594	0004	06/11/2014	A	Federal Reimb Lunch East Mar	03	006	4120	0000	000000	300	7,541.98

STATUS (STS) CODES:

A-RECEIPT B-REFUND OF RECEIPT V-VOID REFUND OF RECEIPT X-REDUCTION OF EXPENDITURE
 C-APPROPRIATION OR BUDGET MODIFICATIONS D-EXPENSE/SUPPLIES DISTRIBUTION F-FUND TO FUND TRANSFER

TRANS NO	ITEM NO	TRANS DATE	STS	DESCRIPTION OR SOURCE	TI	FUND	RCPT	SPCC	SUBJ	OPU	TRANS AMOUNT
065594	0005	06/11/2014	A	Federal Reimb Lunch Western Ma	03	006	4120	0000	000000	500	4,297.22
065594	0006	06/11/2014	A	Fed Reimb Breakfast - High Mar	03	006	4120	0000	000000	100	542.74
065594	0007	06/11/2014	A	Federal Reimb Breakfast JH Mar	03	006	4120	0000	000000	200	394.90
065594	0008	06/11/2014	A	Federal Reimb Brk Central Mar	03	006	4120	0000	000000	400	937.51
065594	0009	06/11/2014	A	Federal Reimb Break - East Mar	03	006	4120	0000	000000	300	972.59
065594	0010	06/11/2014	A	Federal Reimb Brk Western Mar	03	006	4120	0000	000000	500	869.92
065594	0011	06/11/2014	A	Federal Reimb Lunch High Apr	03	006	4120	0000	000000	100	6,861.31
065594	0012	06/11/2014	A	Federal Reimb Lunch JH Apr	03	006	4120	0000	000000	200	4,934.22
065594	0013	06/11/2014	A	Federal Reimb Lunch Central Ap	03	006	4120	0000	000000	200	5,147.44
065594	0014	06/11/2014	A	Federal Reimb Lunch East Apr	03	006	4120	0000	000000	300	6,100.12
065594	0015	06/11/2014	A	Federal Reimb Lunch West Apt	03	006	4120	0000	000000	500	3,520.76
065594	0016	06/11/2014	A	Federal Reimb Brkfst High Apr	03	006	4120	0000	000000	100	435.82
065594	0017	06/11/2014	A	Feder Reimb Brkfst JH Apr	03	006	4120	0000	000000	200	326.88
065594	0018	06/11/2014	A	Federal Reimb Brkfst Cntrl Ap	03	006	4120	0000	000000	400	855.98
065594	0019	06/11/2014	A	Federal Reimb Brkfst East Apr	03	006	4120	0000	000000	300	888.70
065594	0020	06/11/2014	A	Federal Reimb Brkfst West Apr	03	006	4120	0000	000000	500	721.34
065606	0001	06/18/2014	A	Federal Reimb Lunch High	03	006	4120	0000	000000	100	9,630.41
065606	0002	06/18/2014	A	Federal Reimb Lunch Jr High	03	006	4120	0000	000000	200	7,491.59
065606	0003	06/18/2014	A	Federal Reimb Lunch Central	03	006	4120	0000	000000	400	7,947.34
065606	0004	06/18/2014	A	Federal Reimb Lunch East	03	006	4120	0000	000000	300	9,119.81
065606	0005	06/18/2014	A	Federal Reimb Lunch Western	03	006	4120	0000	000000	500	5,455.56
065606	0006	06/18/2014	A	Fed Reimb Breakfast - High	03	006	4120	0000	000000	100	660.10
065606	0007	06/18/2014	A	Federal Reimb Breakfast - Jr H	03	006	4120	0000	000000	200	522.02
065606	0008	06/18/2014	A	Federal Reimb Break - Central	03	006	4120	0000	000000	400	1,244.73
065606	0009	06/18/2014	A	Federal Reimb Break - East	03	006	4120	0000	000000	300	1,320.25
065606	0010	06/18/2014	A	Federal Reimb Break - Western	03	006	4120	0000	000000	500	1,015.56
RCPT CODE SUB-TOTAL:											110,924.79
640385	0001	06/30/2014	F	Transfer to Food Service Fund	08	006	5100	0000	000000	000	120,500.00
RCPT CODE SUB-TOTAL:											120,500.00
FUND CODE SUB-TOTAL:											240,146.16
065648	0003	06/30/2014	A	Richland Bank August Interest	03	007	1410	9800	000000	000	1.49
RCPT CODE SUB-TOTAL:											1.49
065587	0001	06/09/2014	A	Terry McCannon Scholarship	03	007	1820	9800	000000	000	75.00
065591	0001	06/09/2014	A	Betty McCannon Memorial	03	007	1820	9800	000000	000	1,430.00
065596	0001	06/11/2014	A	Hassinger Donation	03	007	1820	9800	000000	000	25.00
065609	0001	06/19/2014	A	McCannon Scholar Donations	03	007	1820	9800	000000	000	725.00

STATUS (STS) CODES:

A-RECEIPT B-REFUND OF RECEIPT V-VOID REFUND OF RECEIPT X-REDUCTION OF EXPENDITURE
 C-APPROPRIATION OR BUDGET MODIFICATIONS D-EXPENSE/SUPPLIES DISTRIBUTION F-FUND TO FUND TRANSFER

TRANS NO	ITEM NO	TRANS DATE	STS	DESCRIPTION OR SOURCE	TI	FUND	RCPT	SPCC	SUBJ	OPU	TRANS AMOUNT
065647	0001	06/27/2014	A	McCannon Scholarship don	03	007	1820	9800	000000	000	25.00
RCPT CODE SUB-TOTAL:											2,280.00
FUND CODE SUB-TOTAL:											2,281.49
065648	0004	06/30/2014	A	Richland Bank Aug Interest	03	007	1410	9801	000000	000	0.21
RCPT CODE SUB-TOTAL:											0.21
FUND CODE SUB-TOTAL:											0.21
065565	0002	06/03/2014	A	Senior parking tag	03	018	1690	9100	000000	000	4.00
065582	0002	06/06/2014	A	HS parking Tag	03	018	1690	9100	000000	000	33.99
065610	0001	06/19/2014	A	Merchant Services Revenue	03	018	1690	9100	000000	000	19.68
RCPT CODE SUB-TOTAL:											57.67
FUND CODE SUB-TOTAL:											57.67
065584	0002	06/06/2014	A	JH Memory Books	03	018	1620	9200	000000	000	266.00
065644	0002	06/24/2014	A	JH School Fees Princ Acct	03	018	1620	9200	000000	000	312.55
RCPT CODE SUB-TOTAL:											578.55
065573	0002	06/02/2014	A	Coke Commission Jr High	03	018	1690	9200	000000	000	24.42
065612	0002	06/20/2014	A	Coke Commission Jr High	03	018	1690	9200	000000	000	12.21
065612	0005	06/20/2014	A	Coke Commission Jr High	03	018	1690	9200	000000	000	0.00
RCPT CODE SUB-TOTAL:											36.63
FUND CODE SUB-TOTAL:											615.18
065573	0004	06/02/2014	A	Coke Commission East	03	018	1690	9300	000000	000	82.13
065612	0004	06/20/2014	A	Coke Commission East	03	018	1690	9300	000000	000	22.29
RCPT CODE SUB-TOTAL:											104.42
065583	0002	06/06/2014	A	Eastern Yearbooks	03	018	1820	9300	000000	000	25.00
RCPT CODE SUB-TOTAL:											25.00
FUND CODE SUB-TOTAL:											129.42

STATUS (STS) CODES:

A-RECEIPT B-REFUND OF RECEIPT V-VOID REFUND OF RECEIPT X-REDUCTION OF EXPENDITURE
 C-APPROPRIATION OR BUDGET MODIFICATIONS D-EXPENSE/SUPPLIES DISTRIBUTION F-FUND TO FUND TRANSFER

TRANS NO	ITEM NO	TRANS DATE	STS	DESCRIPTION OR SOURCE	TI	FUND	RCPT	SPCC	SUBJ	OPU	TRANS AMOUNT
065564	0003	06/03/2014	A	Central fees - princ	03	018	1630	9400	000000	000	4.00
RCPT CODE SUB-TOTAL:											4.00
FUND CODE SUB-TOTAL:											4.00
065564	0002	06/03/2014	A	lost library books	03	018	1890	9401	000000	000	41.76
065577	0001	06/05/2014	A	lost library books	03	018	1890	9401	000000	000	16.99
065580	0001	06/06/2014	A	Central lost library book	03	018	1890	9401	000000	000	4.00
065624	0001	06/24/2014	B	LOST LIBRARY BOOK REFUND	03	018	1890	9401	000000	000	3.99-
RCPT CODE SUB-TOTAL:											58.76
FUND CODE SUB-TOTAL:											58.76
065556	0002	06/02/2014	A	Western Fees - Princ	03	018	1630	9500	000000	000	14.00
065557	0002	06/02/2014	A	Western Fees - Princ	03	018	1630	9500	000000	000	10.00
065563	0002	06/03/2014	A	Western fees - princ	03	018	1630	9500	000000	000	10.00
065567	0002	06/04/2014	A	Western fees - princ	03	018	1630	9500	000000	000	14.00
065571	0002	06/05/2014	A	Western fees - Princ	03	018	1630	9500	000000	000	10.00
RCPT CODE SUB-TOTAL:											58.00
065573	0003	06/02/2014	A	Coke Commission Wester	03	018	1690	9500	000000	000	47.47
065612	0003	06/20/2014	A	Coke Commission Wester	03	018	1690	9500	000000	000	17.72
RCPT CODE SUB-TOTAL:											65.19
FUND CODE SUB-TOTAL:											123.19
065561	0001	06/03/2014	A	Library book fines	03	018	1890	9501	000000	000	15.99
065572	0001	06/05/2014	A	Library fines - Western	03	018	1890	9501	000000	000	10.00
RCPT CODE SUB-TOTAL:											25.99
FUND CODE SUB-TOTAL:											25.99
065560	0001	06/02/2014	A	Track Tour Adm 5/31	03	022	1615	9601	000000	000	9,816.00
065649	0001	06/30/2014	A	OHSAA Track Tourn to Athletics	03	022	1615	9601	000000	000	284.00-
RCPT CODE SUB-TOTAL:											9,532.00
FUND CODE SUB-TOTAL:											9,532.00

STATUS (STS) CODES:

A-RECEIPT B-REFUND OF RECEIPT V-VOID REFUND OF RECEIPT X-REDUCTION OF EXPENDITURE
 C-APPROPRIATION OR BUDGET MODIFICATIONS D-EXPENSE/SUPPLIES DISTRIBUTION F-FUND TO FUND TRANSFER

TRANS NO	ITEM NO	TRANS DATE	STS	DESCRIPTION OR SOURCE	TI	FUND	RCPT	SPCC	SUBJ	OPU	TRANS AMOUNT
065648	0002	06/30/2014	A	Richland Bank August Int. 024	03	024	1410	0000	000000	000	140.57
RCPT CODE SUB-TOTAL:											140.57
065569	0001	06/04/2014	A	Heck May ins pymt	03	024	1872	0000	000000	000	1,503.51
065615	0001	06/23/2014	A	Olivieri June Ins pymt	03	024	1872	0000	000000	000	184.21
065618	0001	06/23/2014	A	Employees' Premiums June	03	024	1872	0000	000000	000	40,308.10
065619	0001	06/23/2014	A	Board's Premiums June	03	024	1872	0000	000000	000	258,843.93
RCPT CODE SUB-TOTAL:											300,839.75
FUND CODE SUB-TOTAL:											300,980.32
065578	0001	06/06/2014	A	Leo Club recycling	03	200	1690	9108	000000	000	12.67
RCPT CODE SUB-TOTAL:											12.67
FUND CODE SUB-TOTAL:											12.67
065562	0001	06/03/2014	A	Powder Puff Consession donatio	03	200	1620	9114	000000	000	22.00
RCPT CODE SUB-TOTAL:											22.00
FUND CODE SUB-TOTAL:											22.00
065590	0001	06/09/2014	A	HS Yearbook Ad Sales	03	200	1620	9119	000000	000	640.00
RCPT CODE SUB-TOTAL:											640.00
FUND CODE SUB-TOTAL:											640.00
065570	0001	06/05/2014	A	Track Tourn payment to NHS	03	200	1690	9121	000000	000	294.00
RCPT CODE SUB-TOTAL:											294.00
FUND CODE SUB-TOTAL:											294.00
065566	0001	06/03/2014	A	Music Booster Fundraiser money	03	300	1690	9116	000000	000	236.60
065581	0001	06/06/2014	A	Choir NY Trip deposit	03	300	1690	9116	000000	000	100.00

STATUS (STS) CODES:

A-RECEIPT B-REFUND OF RECEIPT V-VOID REFUND OF RECEIPT X-REDUCTION OF EXPENDITURE
 C-APPROPRIATION OR BUDGET MODIFICATIONS D-EXPENSE/SUPPLIES DISTRIBUTION F-FUND TO FUND TRANSFER

DATE: 07/02/2014
TIME: 13:44

LEXINGTON LOCAL SCHOOLS
TRANS. BY FUND/RCPT, ALL FUNDS
DATES 06/01/2014 THRU 06/30/2014
SORTED BY TRANSACTION DATE

PAGE: 10
(RECLEED)

TRANS NO	ITEM NO	TRANS DATE	STS	DESCRIPTION OR SOURCE	TI	FUND	RCPT	SPCC	SUBJ	OPU	TRANS AMOUNT
RCPT CODE SUB-TOTAL:											336.60
FUND CODE SUB-TOTAL:											336.60
065558	0001	06/02/2014	A	Track Tourn Program sales	03	300	1690	9600	000000	000	605.00
065559	0001	06/02/2014	A	Track Tourn T-shirt sales	03	300	1690	9600	000000	000	7,471.00
065575	0001	06/03/2014	A	Extra Track Meal Money	03	300	1690	9600	000000	000	35.00
065603	0001	06/17/2014	A	2014 Boys Tennis Invit Entry	03	300	1690	9600	000000	000	165.00
065634	0003	06/24/2014	A	Track Tourn Supplies excess	03	300	1690	9600	000000	000	554.07
065641	0001	06/25/2014	A	2013 Girls Golf Invit Entry Fe	03	300	1690	9600	000000	000	165.00
065642	0001	06/25/2014	A	Tiffany Crooks Soccer Camp	03	300	1690	9600	000000	000	585.00
065649	0002	06/30/2014	A	OHSAA Track Tourn to Athletics	03	300	1690	9600	000000	000	284.00
RCPT CODE SUB-TOTAL:											9,864.07
640385	0002	06/30/2014	F	Transfer to Athletic Fund	08	300	5100	9600	000000	000	6,300.00
RCPT CODE SUB-TOTAL:											6,300.00
FUND CODE SUB-TOTAL:											16,164.07
065598	0001	06/16/2014	A	Rttt Grant Revenue	03	506	4220	9014	000000	000	3,865.90
RCPT CODE SUB-TOTAL:											3,865.90
FUND CODE SUB-TOTAL:											3,865.90
065621	0001	06/20/2014	A	Resident Educator Grant	03	506	4220	9914	000000	000	1,750.00
RCPT CODE SUB-TOTAL:											1,750.00
FUND CODE SUB-TOTAL:											1,750.00
065599	0001	06/17/2014	A	IDEA-B revenue	03	516	4220	9014	000000	000	27,100.00
RCPT CODE SUB-TOTAL:											27,100.00
640385	0003	06/30/2014	F	Advance to IDEA-B Fund	08	516	5210	9014	000000	000	12,500.00
RCPT CODE SUB-TOTAL:											12,500.00
FUND CODE SUB-TOTAL:											39,600.00

STATUS (STS) CODES:

A-RECEIPT B-REFUND OF RECEIPT V-VOID REFUND OF RECEIPT X-REDUCTION OF EXPENDITURE
C-APPROPRIATION OR BUDGET MODIFICATIONS D-EXPENSE/SUPPLIES DISTRIBUTION F-FUND TO FUND TRANSFER

TRANS NO	ITEM NO	TRANS DATE	STS	DESCRIPTION OR SOURCE	TI	FUND	RCPT	SPCC	SUBJ	OPU	TRANS AMOUNT	
065599	0002	06/17/2014	A	Title I Revenue	03	572	4220	9014	000000	000	18,800.09	
											RCPT CODE SUB-TOTAL:	18,800.09
											FUND CODE SUB-TOTAL:	18,800.09
065598	0002	06/16/2014	A	Title II-A Revenue	03	590	4220	9014	000000	000	834.35	
											RCPT CODE SUB-TOTAL:	834.35
											FUND CODE SUB-TOTAL:	834.35
											GRAND TOTAL:	2,306,089.09

STATUS (STS) CODES:

A-RECEIPT B-REFUND OF RECEIPT V-VOID REFUND OF RECEIPT X-REDUCTION OF EXPENDITURE
 C-APPROPRIATION OR BUDGET MODIFICATIONS D-EXPENSE/SUPPLIES DISTRIBUTION F-FUND TO FUND TRANSFER

Date: 07/02/14
Time: 1:30 pm

LEXINGTON LOCAL SCHOOLS
Revenue Account Summary
SORTED BY FUND-SCC/ACCT

Page: 1
(REVSUM)

	FYTD Receivable	FYTD Actual Receipts	MTD Actual Receipts	YTD Actual Receipts	FYTD Balance Receivable	FYTD Percent Received
*****TOTAL FOR FUND-SCC 001 0000 (GENERAL FUND):	22,639,507.74	22,755,638.52	1,625,151.37	11,945,240.85	116,130.78-	100.51
*****TOTAL FOR FUND-SCC 001 9412 (GENERAL BUDGET RESERVE SET-ASIDE-1%/BMC):	0.00	0.00	0.00	0.00	0.00	0.00
*****TOTAL FOR FUND-SCC 001 9800 (FINGERPRINT PAYMENT CLEARING ACCOUNT):	1,607.74-	1,607.74-	0.00	0.00	0.00	100.00
*****TOTAL FOR FUND-SCC 002 0000 (BOND RETIREMENT FUND):	0.00	0.00	0.00	0.00	0.00	0.00
*****TOTAL FOR FUND-SCC 003 0000 (PERMANENT IMPROVEMENT FUND):	600,000.00	692,442.40	44,663.65	379,289.88	92,442.40-	115.41
*****TOTAL FOR FUND-SCC 006 0000 (FOOD SERVICE FUND):	927,000.00	925,745.40	240,146.16	562,159.31	1,254.60	99.86
*****TOTAL FOR FUND-SCC 007 9003 (FRAN & WARREN RUPP SCHOLARSHIP):	0.00	0.00	0.00	0.00	0.00	0.00
*****TOTAL FOR FUND-SCC 007 9800 (TERRY McCAMMON SCHOLARSHIP FUND):	12.00	2,293.92	2,281.49	2,287.07	2,281.92-	0.00
*****TOTAL FOR FUND-SCC 007 9801 (MINUTEMAN ALUMNI SCHOLARSHIP FUND):	2.00	2.29	0.21	1.14	0.29-	114.50
*****TOTAL FOR FUND-SCC 007 9999 (LEXINGTON SCHOOLS TRUST FUND):	0.00	0.00	0.00	0.00	0.00	0.00

*** NOTE!! ONLY ACTIVE ACCOUNTS HAVE BEEN SELECTED, TOTALS MAY EXCLUDE AMOUNTS THAT ARE RELATED TO INACTIVE ACCOUNTS. ***

Date: 07/02/14
Time: 1:30 pm

LEXINGTON LOCAL SCHOOLS
Revenue Account Summary
SORTED BY FUND-SCC/ACCT

Page: 2
(REVSUM)

	FYTD Receivable	FYTD Actual Receipts	MTD Actual Receipts	YTD Actual Receipts	FYTD Balance Receivable	FYTD Percent Received
*****TOTAL FOR FUND-SCC 018 9100 (HIGH SCHOOL PRINCIPAL'S FUND):	8,400.00	10,383.01	57.67	4,438.87	1,983.01-	123.61
*****TOTAL FOR FUND-SCC 018 9200 (JUNIOR HIGH PRINCIPAL'S FUND):	7,500.00	7,956.78	615.18	1,048.09	456.78-	106.09
*****TOTAL FOR FUND-SCC 018 9300 (EASTERN PRINCIPAL'S FUND):	8,300.00	7,028.72	129.42	4,303.38	1,271.28	84.68
*****TOTAL FOR FUND-SCC 018 9301 (EASTERN ELEMENTARY BOOKFAIR/BOXTOPS FUND):	6,300.00	9,560.18	0.00	9,550.18	3,260.18-	151.75
*****TOTAL FOR FUND-SCC 018 9400 (CENTRAL PRINCIPAL'S FUND):	3,200.00	5,753.61	4.00	1,786.50	2,553.61-	179.80
*****TOTAL FOR FUND-SCC 018 9401 (CENTRAL ELEMENTARY BOOKFAIR FUND):	5,800.00	5,273.08	58.76	1,354.86	526.92	90.92
*****TOTAL FOR FUND-SCC 018 9500 (WESTERN PRINCIPAL'S FUND):	6,500.00	6,508.76	123.19	2,066.43	8.76-	100.13
*****TOTAL FOR FUND-SCC 018 9501 (WESTERN ELEMENTARY BOOKFAIR/BOXTOPS FUND):	6,000.00	5,677.17	25.99	2,505.09	322.83	94.62
*****TOTAL FOR FUND-SCC 018 9502 (HIGH SCHOOL ACADEMIC BOOSTERS FUND):	0.00	0.00	0.00	0.00	0.00	0.00
*****TOTAL FOR FUND-SCC 018 9901 (JUNIOR HIGH TEACHER ADVISORY FUND):	0.00	0.00	0.00	0.00	0.00	0.00

*** NOTE!! ONLY ACTIVE ACCOUNTS HAVE BEEN SELECTED, TOTALS MAY EXCLUDE AMOUNTS THAT ARE RELATED TO INACTIVE ACCOUNTS. ***

Date: 07/02/14
 Time: 1:30 pm

LEXINGTON LOCAL SCHOOLS
 Revenue Account Summary
 SORTED BY FUND-SCC/ACCT

Page: 3
 (REVSUM)

	FYTD Receivable	FYTD Actual Receipts	MTD Actual Receipts	YTD Actual Receipts	FYTD Balance Receivable	FYTD Percent Received
*****TOTAL FOR FUND-SCC 019 9001 (ACADEMIC BOOSTERS GRANTS):	0.00	2,755.00	0.00	2,755.00	2,755.00-	0.00
*****TOTAL FOR FUND-SCC 019 9121 (CENTRAL ELEMENTARY PTO GRANTS):	2,000.00	237.03	0.00	120.01	1,762.97	11.85
*****TOTAL FOR FUND-SCC 019 9122 (EASTERN ELEMENTARY PTO GRANTS):	2,000.00	236.94	0.00	119.96	1,763.06	11.85
*****TOTAL FOR FUND-SCC 019 9123 (WESTERN ELEMENTARY PTO GRANTS):	2,000.00	237.03	0.00	120.02	1,762.97	11.85
*****TOTAL FOR FUND-SCC 019 9200 (RICHLAND COUNTY FOUNDATION GRANT PLAYGROUND):	0.00	0.00	0.00	0.00	0.00	0.00
*****TOTAL FOR FUND-SCC 019 9201 (RICHLAND COUNTY FOUNDATION GRANT CENTRAL PRID):	0.00	0.00	0.00	0.00	0.00	0.00
*****TOTAL FOR FUND-SCC 019 9303 (OHIO POWER GRANT (BERRY)):	300.00	300.00	0.00	0.00	0.00	100.00
*****TOTAL FOR FUND-SCC 019 9616 (WALMART TEACHER OF THE YEAR-DANIELLE SAVAGE):	0.00	0.00	0.00	0.00	0.00	0.00
*****TOTAL FOR FUND-SCC 022 9601 (OHSAA TOURNAMENT AGENCY FUND):	60,000.00	42,947.17	9,532.00	38,366.06	17,052.83	71.58
*****TOTAL FOR FUND-SCC 024 0000 (EMPLOYEE BENEFITS FUND FOR MEDICAL/DENTAL):	3,301,500.00	3,308,519.29	300,980.32	1,831,746.98	7,019.29-	100.21

*** NOTE!! ONLY ACTIVE ACCOUNTS HAVE BEEN SELECTED, TOTALS MAY EXCLUDE AMOUNTS THAT ARE RELATED TO INACTIVE ACCOUNTS. ***

Date: 07/02/14
 Time: 1:30 pm

LEXINGTON LOCAL SCHOOLS
 Revenue Account Summary
 SORTED BY FUND-SCC/ACCT

Page: 4
 (REVSUM)

	FYTD Receivable	FYTD Actual Receipts	MTD Actual Receipts	YTD Actual Receipts	FYTD Balance Receivable	FYTD Percent Received
*****TOTAL FOR FUND-SCC 200 9101 (HIGH SCHOOL ART CLUB):	0.00	0.00	0.00	0.00	0.00	0.00
*****TOTAL FOR FUND-SCC 200 9102 (HIGH SCHOOL DRAMA CLUB):	6,000.00	4,638.00	0.00	936.00	1,362.00	77.30
*****TOTAL FOR FUND-SCC 200 9103 (HIGH SCHOOL MATH CLUB):	100.00	100.00	0.00	0.00	0.00	100.00
*****TOTAL FOR FUND-SCC 200 9104 (HIGH SCHOOL LEADERSHIP COUNCIL):	0.00	0.00	0.00	0.00	0.00	0.00
*****TOTAL FOR FUND-SCC 200 9105 (HIGH SCHOOL FRENCH CLUB):	200.00	298.00	0.00	0.00	98.00	149.00
*****TOTAL FOR FUND-SCC 200 9107 (HIGH SCHOOL SPANISH CLUB):	1,265.00	505.00	0.00	10.00	760.00	39.92
*****TOTAL FOR FUND-SCC 200 9108 (HIGH SCHOOL LEO CLUB):	3,000.00	2,231.57	12.67	738.02	768.43	74.39
*****TOTAL FOR FUND-SCC 200 9114 (HIGH SCHOOL STUDENT COUNCIL FUND):	2,500.00	3,302.40	22.00	2,762.40	802.40	132.10
*****TOTAL FOR FUND-SCC 200 9115 (HIGH SCHOOL KEY CLUB):	2,000.00	1,494.00	0.00	302.00	506.00	74.70
*****TOTAL FOR FUND-SCC 200 9116 (HIGH SCHOOL CHESS CLUB):	50.00	0.00	0.00	0.00	50.00	0.00

*** NOTE!! ONLY ACTIVE ACCOUNTS HAVE BEEN SELECTED, TOTALS MAY EXCLUDE AMOUNTS THAT ARE RELATED TO INACTIVE ACCOUNTS. ***

Date: 07/02/14
Time: 1:30 pm

LEXINGTON LOCAL SCHOOLS
Revenue Account Summary
SORTED BY FUND-SCC/ACCT

Page: 5
(REVSUM)

	FYTD Receivable	FYTD Actual Receipts	MTD Actual Receipts	YTD Actual Receipts	FYTD Balance Receivable	FYTD Percent Received
*****TOTAL FOR FUND-SCC 200 9119 (HIGH SCHOOL YEARBOOK FUND):	18,500.00	14,210.00	640.00	6,715.00	4,290.00	76.81
*****TOTAL FOR FUND-SCC 200 9120 (HIGH SCHOOL JOURNALISM FUND):	0.00	466.85	0.00	180.60	466.85	0.00
*****TOTAL FOR FUND-SCC 200 9121 (HIGH SCHOOL NATIONAL HONOR SOCIETY):	2,300.00	3,192.25	294.00	554.00	892.25	138.79
*****TOTAL FOR FUND-SCC 200 9160 (HIGH SCHOOL GERMAN CLUB):	0.00	0.00	0.00	0.00	0.00	0.00
*****TOTAL FOR FUND-SCC 200 9201 (JUNIOR HIGH ART CLUB):	0.00	0.00	0.00	0.00	0.00	0.00
*****TOTAL FOR FUND-SCC 200 9204 (JUNIOR HIGH STUDENT COUNCIL FUND):	650.00	666.70	0.00	227.55	16.70	102.57
*****TOTAL FOR FUND-SCC 200 9205 (JUNIOR HIGH LIBRARY CLUB):	0.00	0.00	0.00	0.00	0.00	0.00
*****TOTAL FOR FUND-SCC 200 9301 (EASTERN ELEMENTARY STUDENT ACTIVITY FUND):	600.00	239.29	0.00	239.29	360.71	39.88
*****TOTAL FOR FUND-SCC 200 9401 (CENTRAL ELEMENTARY STUDENT ACTIVITY FUND):	0.00	0.00	0.00	0.00	0.00	0.00
*****TOTAL FOR FUND-SCC 200 9611 (HIGH SCHOOL INFORMED TEENS FUND):	200.00	110.00	0.00	0.00	90.00	55.00

*** NOTE!! ONLY ACTIVE ACCOUNTS HAVE BEEN SELECTED, TOTALS MAY EXCLUDE AMOUNTS THAT ARE RELATED TO INACTIVE ACCOUNTS. ***

Date: 07/02/14
 Time: 1:30 pm

LEXINGTON LOCAL SCHOOLS
 Revenue Account Summary
 SORTED BY FUND-SCC/ACCT

Page: 6
 (REVSUM)

	FYTD Receivable	FYTD Actual Receipts	MTD Actual Receipts	YTD Actual Receipts	FYTD Balance Receivable	FYTD Percent Received
*****TOTAL FOR FUND-SCC 200 9612 (JUNIOR HIGH INFORMED TEENS FUND):	600.00	221.65	0.00	0.00	378.35	36.94
*****TOTAL FOR FUND-SCC 300 9106 (HIGH SCHOOL INTRAMURALS):	0.00	0.00	0.00	0.00	0.00	0.00
*****TOTAL FOR FUND-SCC 300 9115 (JAZZ BAND):	2,300.00	1,265.00	0.00	1,265.00	1,035.00	55.00
*****TOTAL FOR FUND-SCC 300 9116 (CHOIR):	1,300.00	814.94-	336.60	336.60	2,114.94	62.69-
*****TOTAL FOR FUND-SCC 300 9206 (JUNIOR HIGH PHYS ED DEPARTMENT FUND):	3,600.00	2,314.00	0.00	907.00	1,286.00	64.28
*****TOTAL FOR FUND-SCC 300 9210 (JR HIGH INSTRUMENTAL):	0.00	0.00	0.00	0.00	0.00	0.00
*****TOTAL FOR FUND-SCC 300 9600 (ATHLETIC FUND):	215,000.00	211,710.67	16,164.07	62,966.56	3,289.33	98.47
*****TOTAL FOR FUND-SCC 300 9601 (ATHLETIC TOURNAMENT FUND):	0.00	0.00	0.00	0.00	0.00	0.00
*****TOTAL FOR FUND-SCC 300 9602 (ORCHESTRA):	0.00	0.00	0.00	0.00	0.00	0.00
*****TOTAL FOR FUND-SCC 300 9603 (ELEMENTARY MUSIC):	0.00	0.00	0.00	0.00	0.00	0.00

*** NOTE!! ONLY ACTIVE ACCOUNTS HAVE BEEN SELECTED, TOTALS MAY EXCLUDE AMOUNTS THAT ARE RELATED TO INACTIVE ACCOUNTS. ***

Date: 07/02/14
Time: 1:30 pm

LEXINGTON LOCAL SCHOOLS
Revenue Account Summary
SORTED BY FUND-SCC/ACCT

Page: 7
(REVSUM)

	FYTD Receivable	FYTD Actual Receipts	MTD Actual Receipts	YTD Actual Receipts	FYTD Balance Receivable	FYTD Percent Received
*****TOTAL FOR FUND-SCC 300 9605 (BAND):	0.00	0.00	0.00	0.00	0.00	0.00
*****TOTAL FOR FUND-SCC 451 9013 (NETWORK CONNECTIVITY - FY 2013):	0.00	0.00	0.00	0.00	0.00	0.00
*****TOTAL FOR FUND-SCC 506 9012 (RACE TO THE TOP GRANT FY12):	0.00	0.00	0.00	0.00	0.00	0.00
*****TOTAL FOR FUND-SCC 506 9013 (RACE TO THE TOP GRANT FY13):	0.00	6,077.89-	0.00	0.00	6,077.89	0.00
*****TOTAL FOR FUND-SCC 506 9014 (RACE TO THE TOP GRANT FY14):	41,490.24	24,925.55	3,865.90	12,114.68	16,564.69	60.08
*****TOTAL FOR FUND-SCC 506 9913 (OHIO RESIDENT EDUCATOR PROGRAM):	0.00	0.00	0.00	0.00	0.00	0.00
*****TOTAL FOR FUND-SCC 506 9914 (OHIO RESIDENT EDUCATOR PROGRAM):	1,750.00	1,750.00	1,750.00	1,750.00	0.00	100.00
*****TOTAL FOR FUND-SCC 516 9013 (IDEA-B SPECIAL EDUCATION FY13):	40,822.60	13,469.59	0.00	0.00	27,353.01	33.00
*****TOTAL FOR FUND-SCC 516 9014 (IDEA-B SPECIAL EDUCATION FY14):	422,882.79	301,929.63	39,600.00	183,545.16	120,953.16	71.40
*****TOTAL FOR FUND-SCC 551 9013 (TITLE III LEP FY13):	0.00	0.00	0.00	0.00	0.00	0.00

*** NOTE!! ONLY ACTIVE ACCOUNTS HAVE BEEN SELECTED, TOTALS MAY EXCLUDE AMOUNTS THAT ARE RELATED TO INACTIVE ACCOUNTS. ***

Date: 07/02/14
Time: 1:30 pm

LEXINGTON LOCAL SCHOOLS
Revenue Account Summary
SORTED BY FUND-SCC/ACCT

Page: 8
(REVSUM)

	FYTD Receivable	FYTD Actual Receipts	MTD Actual Receipts	YTD Actual Receipts	FYTD Balance Receivable	FYTD Percent Received
*****TOTAL FOR FUND-SCC 572 9013 (TITLE I TARGETED ASSISTANCE FY13):	103,718.60	20,271.03	0.00	0.00	83,447.57	19.54
=====						
*****TOTAL FOR FUND-SCC 572 9014 (TITLE I FY14):	253,431.77	203,308.97	18,800.09	121,344.08	50,122.80	80.22
=====						
*****TOTAL FOR FUND-SCC 590 9013 (TITLE II-A IMPROVING TEACHER QUALITY FY13):	0.00	0.00	0.00	0.00	0.00	0.00
=====						
*****TOTAL FOR FUND-SCC 590 9014 (TITLE II-A IMPROVING TEACHER QUALITY FY14):	44,321.62	44,321.62	834.35	21,809.96	0.00	100.00
=====						
*****TOTAL FOR FUND-SCC 599 9013 (NATIONAL SCHOOL LUNCH EXPANSION GRANT FY13):	7,000.00	7,000.00	0.00	0.00	0.00	100.00
=====						
*****GRAND TOTALS:	28,760,296.62	28,644,937.50	2,306,089.09	15,207,963.58	115,359.12	99.60
=====						

*** NOTE!! ONLY ACTIVE ACCOUNTS HAVE BEEN SELECTED, TOTALS MAY EXCLUDE AMOUNTS THAT ARE RELATED TO INACTIVE ACCOUNTS. ***

LEXINGTON LOCAL SCHOOLS
 Appropriation Account Summary
 SORTED BY FUND-SCC

FYTD Appropriated	Prior FY Carryover Encumbrances	FYTD Expendable	FYTD Actual Expenditures	MTD Actual Expenditures	Current Encumbrances	FYTD Unencumbered Balance	FYTD Percent Exp/Enc
*****TOTAL FOR FUND-SCC 001 0000 (GENERAL FUND):							
21,245,076.00	143,681.58	21,388,757.58	20,675,959.63	2,097,892.00	196,101.99	516,695.96	97.58
*****TOTAL FOR FUND-SCC 001 9412 (GENERAL BUDGET RESERVE SET-ASIDE-1%/BWC):							
0.00	0.00	0.00	0.00	0.00	0.00	0.00	0.00
*****TOTAL FOR FUND-SCC 001 9800 (FINGERPRINT PAYMENT CLEARING ACCOUNT):							
0.00	0.00	0.00	0.00	0.00	0.00	0.00	0.00
*****TOTAL FOR FUND-SCC 002 0000 (BOND RETIREMENT FUND):							
0.00	0.00	0.00	0.00	0.00	0.00	0.00	0.00
*****TOTAL FOR FUND-SCC 003 0000 (PERMANENT IMPROVEMENT FUND):							
680,000.00	36,513.78	716,513.78	668,404.57	1,825.96	2,892.83	45,216.38	93.69
*****TOTAL FOR FUND-SCC 006 0000 (FOOD SERVICE FUND):							
927,900.00	0.00	927,900.00	925,861.49	81,916.41	0.00	2,038.51	99.78
*****TOTAL FOR FUND-SCC 007 9003 (FRAN & WARREN RUPP SCHOLARSHIP):							
0.00	0.00	0.00	0.00	0.00	0.00	0.00	0.00
*****TOTAL FOR FUND-SCC 007 9800 (TERRY McCAMMON SCHOLARSHIP FUND):							
2,000.00	0.00	2,000.00	0.00	0.00	0.00	2,000.00	0.00
*****TOTAL FOR FUND-SCC 007 9801 (MINUTEMAN ALUMNI SCHOLARSHIP FUND):							
1,000.00	0.00	1,000.00	0.00	0.00	0.00	1,000.00	0.00
*****TOTAL FOR FUND-SCC 007 9999 (LEXINGTON SCHOOLS TRUST FUND):							
0.00	0.00	0.00	0.00	0.00	0.00	0.00	0.00

*** NOTE!! ONLY ACTIVE ACCOUNTS HAVE BEEN SELECTED, TOTALS MAY EXCLUDE AMOUNTS THAT ARE RELATED TO INACTIVE ACCOUNTS. ***

LEXINGTON LOCAL SCHOOLS
 Appropriation Account Summary
 SORTED BY FUND-SCC

FYTD Appropriated	Prior FY Carryover Encumbrances	FYTD Expendable	FYTD Actual Expenditures	MTD Actual Expenditures	Current Encumbrances	FYTD Unencumbered Balance	FYTD Percent Exp/Enc
*****TOTAL FOR FUND-SCC 018 9100 (HIGH SCHOOL PRINCIPAL'S FUND):							
9,490.00	267.59	9,757.59	9,625.84	1,074.00	0.00	131.75	98.65
*****TOTAL FOR FUND-SCC 018 9200 (JUNIOR HIGH PRINCIPAL'S FUND):							
8,300.00	139.31	8,439.31	8,183.27	4,920.00	0.00	256.04	96.97
*****TOTAL FOR FUND-SCC 018 9300 (EASTERN PRINCIPAL'S FUND):							
12,000.00	0.00	12,000.00	6,792.08	511.77	579.23	4,628.69	61.43
*****TOTAL FOR FUND-SCC 018 9301 (EASTERN ELEMENTARY BOOKFAIR/BOXTOPS FUND):							
6,575.00	0.00	6,575.00	5,300.18	0.00	0.00	1,274.82	80.61
*****TOTAL FOR FUND-SCC 018 9400 (CENTRAL PRINCIPAL'S FUND):							
7,000.00	160.00	7,160.00	3,739.43	266.45	274.60	3,145.97	56.06
*****TOTAL FOR FUND-SCC 018 9401 (CENTRAL ELEMENTARY BOOKFAIR FUND):							
5,000.00	0.00	5,000.00	4,944.37	0.00	0.00	55.63	98.89
*****TOTAL FOR FUND-SCC 018 9500 (WESTERN PRINCIPAL'S FUND):							
8,000.00	0.00	8,000.00	5,309.29	323.39	501.47	2,189.24	72.63
*****TOTAL FOR FUND-SCC 018 9501 (WESTERN ELEMENTARY BOOKFAIR/BOXTOPS FUND):							
7,800.00	0.00	7,800.00	7,516.96	421.75	0.00	283.04	96.37
*****TOTAL FOR FUND-SCC 018 9502 (HIGH SCHOOL ACADEMIC BOOSTERS FUND):							
52.46	94.11	146.57	146.57	0.00	0.00	0.00	100.00
*****TOTAL FOR FUND-SCC 018 9901 (JUNIOR HIGH TEACHER ADVISORY FUND):							
109.25	0.00	109.25	0.00	0.00	0.00	109.25	0.00

*** NOTE!! ONLY ACTIVE ACCOUNTS HAVE BEEN SELECTED, TOTALS MAY EXCLUDE AMOUNTS THAT ARE RELATED TO INACTIVE ACCOUNTS. ***

Date: 07/02/14
 Time: 1:42 pm

LEXINGTON LOCAL SCHOOLS
 Appropriation Account Summary
 SORTED BY FUND-SCC

Page: 3
 (APPSUM)

FYTD Appropriated	Prior FY Carryover Encumbrances	FYTD Expendable	FYTD Actual Expenditures	MTD Actual Expenditures	Current Encumbrances	FYTD Unencumbered Balance	FYTD Percent Exp/Enc
*****TOTAL FOR FUND-SCC 019 9001 (ACADEMIC BOOSTERS GRANTS):							
2,335.25	360.00	2,695.25	2,210.42	0.00	0.00	484.83	82.01
*****TOTAL FOR FUND-SCC 019 9121 (CENTRAL ELEMENTARY PTO GRANTS):							
5,278.46	0.00	5,278.46	3,489.48	0.00	0.00	1,788.98	66.11
*****TOTAL FOR FUND-SCC 019 9122 (EASTERN ELEMENTARY PTO GRANTS):							
5,335.51	0.00	5,335.51	1,391.75	0.00	100.00	3,843.76	27.96
*****TOTAL FOR FUND-SCC 019 9123 (WESTERN ELEMENTARY PTO GRANTS):							
6,318.65	0.00	6,318.65	2,300.00	0.00	0.00	4,018.65	36.40
*****TOTAL FOR FUND-SCC 019 9200 (RICHLAND COUNTY FOUNDATION GRANT PLAYGROUND):							
4,932.00	0.00	4,932.00	3,000.00	0.00	0.00	1,932.00	60.83
*****TOTAL FOR FUND-SCC 019 9201 (RICHLAND COUNTY FOUNDATION GRANT CENTRAL PRID):							
0.00	0.00	0.00	0.00	0.00	0.00	0.00	0.00
*****TOTAL FOR FUND-SCC 019 9303 (OHIO POWER GRANT (BERRY)):							
300.00	0.00	300.00	300.00	0.00	0.00	0.00	100.00
*****TOTAL FOR FUND-SCC 019 9616 (WALMART TEACHER OF THE YEAR-DANIELLE SAVAGE):							
88.60	0.00	88.60	88.60	0.00	0.00	0.00	100.00
*****TOTAL FOR FUND-SCC 022 9601 (OHSAA TOURNAMENT AGENCY FUND):							
60,000.00	0.00	60,000.00	42,801.65	10,755.75	0.00	17,198.35	71.34
*****TOTAL FOR FUND-SCC 024 0000 (EMPLOYEE BENEFITS FUND FOR MEDICAL/DENTAL):							
3,400,000.00	0.00	3,400,000.00	3,204,268.69	285,608.29	0.00	195,731.31	94.24

*** NOTE!! ONLY ACTIVE ACCOUNTS HAVE BEEN SELECTED, TOTALS MAY EXCLUDE AMOUNTS THAT ARE RELATED TO INACTIVE ACCOUNTS. ***

LEXINGTON LOCAL SCHOOLS
 Appropriation Account Summary
 SORTED BY FUND-SCC

FYTD Appropriated	Prior FY Carryover Encumbrances	FYTD Expendable	FYTD Actual Expenditures	MTD Actual Expenditures	Current Encumbrances	FYTD Unencumbered Balance	FYTD Percent Exp/Enc
*****TOTAL FOR FUND-SCC 200 9101 (HIGH SCHOOL ART CLUB):							
93.76	0.00	93.76	0.00	0.00	0.00	93.76	0.00
*****TOTAL FOR FUND-SCC 200 9102 (HIGH SCHOOL DRAMA CLUB):							
13,500.00	0.00	13,500.00	5,634.57	144.49	855.51	7,009.92	48.07
*****TOTAL FOR FUND-SCC 200 9103 (HIGH SCHOOL MATH CLUB):							
142.70	0.00	142.70	90.00	0.00	0.00	52.70	63.07
*****TOTAL FOR FUND-SCC 200 9104 (HIGH SCHOOL LEADERSHIP COUNCIL):							
400.00	0.00	400.00	356.33	0.00	0.00	43.67	89.08
*****TOTAL FOR FUND-SCC 200 9105 (HIGH SCHOOL FRENCH CLUB):							
259.85	0.00	259.85	235.78	0.00	0.00	24.07	90.74
*****TOTAL FOR FUND-SCC 200 9107 (HIGH SCHOOL SPANISH CLUB):							
1,500.00	130.94	1,630.94	702.05	0.00	0.00	928.89	43.05
*****TOTAL FOR FUND-SCC 200 9108 (HIGH SCHOOL LEO CLUB):							
2,751.00	450.00	3,201.00	2,424.15	0.00	69.88	706.97	77.91
*****TOTAL FOR FUND-SCC 200 9114 (HIGH SCHOOL STUDENT COUNCIL FUND):							
3,200.00	258.40	3,458.40	2,804.26	1,742.21	0.00	654.14	81.09
*****TOTAL FOR FUND-SCC 200 9115 (HIGH SCHOOL KEY CLUB):							
2,500.00	0.00	2,500.00	1,019.48	0.00	0.00	1,480.52	40.78
*****TOTAL FOR FUND-SCC 200 9116 (HIGH SCHOOL CHESS CLUB):							
50.00	0.00	50.00	0.00	0.00	0.00	50.00	0.00

*** NOTE!! ONLY ACTIVE ACCOUNTS HAVE BEEN SELECTED, TOTALS MAY EXCLUDE AMOUNTS THAT ARE RELATED TO INACTIVE ACCOUNTS. ***

LEXINGTON LOCAL SCHOOLS
 Appropriation Account Summary
 SORTED BY FUND-SCC

FYTD Appropriated	Prior FY Carryover Encumbrances	FYTD Expendable	FYTD Actual Expenditures	MTD Actual Expenditures	Current Encumbrances	FYTD Unencumbered Balance	FYTD Percent Exp/Enc
*****TOTAL FOR FUND-SCC 200 9119 (HIGH SCHOOL YEARBOOK FUND):							
41,677.00	0.00	41,677.00	17,406.57	505.00	246.01	24,024.42	42.36
*****TOTAL FOR FUND-SCC 200 9120 (HIGH SCHOOL JOURNALISM FUND):							
622.59	0.00	622.59	0.00	0.00	0.00	622.59	0.00
*****TOTAL FOR FUND-SCC 200 9121 (HIGH SCHOOL NATIONAL HONOR SOCIETY):							
3,300.00	0.00	3,300.00	1,742.99	0.00	0.00	1,557.01	52.82
*****TOTAL FOR FUND-SCC 200 9160 (HIGH SCHOOL GERMAN CLUB):							
123.22	0.00	123.22	68.22	0.00	0.00	55.00	55.36
*****TOTAL FOR FUND-SCC 200 9201 (JUNIOR HIGH ART CLUB):							
3.13	0.00	3.13	3.13	0.00	0.00	0.00	100.00
*****TOTAL FOR FUND-SCC 200 9204 (JUNIOR HIGH STUDENT COUNCIL FUND):							
967.00	0.00	967.00	623.23	256.79	0.00	343.77	64.45
*****TOTAL FOR FUND-SCC 200 9205 (JUNIOR HIGH LIBRARY CLUB):							
77.65	0.00	77.65	0.00	0.00	0.00	77.65	0.00
*****TOTAL FOR FUND-SCC 200 9301 (EASTERN ELEMENTARY STUDENT ACTIVITY FUND):							
586.00	0.00	586.00	374.99	222.00	0.00	211.01	63.99
*****TOTAL FOR FUND-SCC 200 9401 (CENTRAL ELEMENTARY STUDENT ACTIVITY FUND):							
382.69	0.00	382.69	0.00	0.00	0.00	382.69	0.00
*****TOTAL FOR FUND-SCC 200 9611 (HIGH SCHOOL INFORMED TEENS FUND):							
250.00	0.00	250.00	0.00	0.00	0.00	250.00	0.00

*** NOTE!! ONLY ACTIVE ACCOUNTS HAVE BEEN SELECTED, TOTALS MAY EXCLUDE AMOUNTS THAT ARE RELATED TO INACTIVE ACCOUNTS. ***

Date: 07/02/14
 Time: 1:42 pm

LEXINGTON LOCAL SCHOOLS
 Appropriation Account Summary
 SORTED BY FUND-SCC

Page: 6
 (APPSUM)

FYTD Appropriated	Prior FY Carryover Encumbrances	FYTD Expendable	FYTD Actual Expenditures	MTD Actual Expenditures	Current Encumbrances	FYTD Unencumbered Balance	FYTD Percent Exp/Enc
*****TOTAL FOR FUND-SCC 200 9612 (JUNIOR HIGH INFORMED TEENS FUND):							
300.00	0.00	300.00	275.00	0.00	0.00	25.00	91.67
*****TOTAL FOR FUND-SCC 300 9106 (HIGH SCHOOL INTRAMURALS):							
0.00	0.00	0.00	0.00	0.00	0.00	0.00	0.00
*****TOTAL FOR FUND-SCC 300 9115 (JAZZ BAND):							
1,914.00	0.00	1,914.00	1,177.73	0.00	0.00	736.27	61.53
*****TOTAL FOR FUND-SCC 300 9116 (CHOIR):							
2,549.00	225.00	2,774.00	811.98	0.00	0.00	1,962.02	29.27
*****TOTAL FOR FUND-SCC 300 9206 (JUNIOR HIGH PHYS ED DEPARTMENT FUND):							
4,315.00	0.00	4,315.00	2,317.70	0.00	0.00	1,997.30	53.71
*****TOTAL FOR FUND-SCC 300 9210 (JR HIGH INSTRUMENTAL):							
41.03	0.00	41.03	0.00	0.00	0.00	41.03	0.00
*****TOTAL FOR FUND-SCC 300 9600 (ATHLETIC FUND):							
228,000.00	6,684.48	234,684.48	229,855.85	16,523.25	718.97	4,109.66	98.25
*****TOTAL FOR FUND-SCC 300 9601 (ATHLETIC TOURNAMENT FUND):							
1,545.53	0.00	1,545.53	1,545.53	0.00	0.00	0.00	100.00
*****TOTAL FOR FUND-SCC 300 9602 (ORCHESTRA):							
63.22	0.00	63.22	0.00	0.00	0.00	63.22	0.00
*****TOTAL FOR FUND-SCC 300 9603 (ELEMENTARY MUSIC):							
945.67	0.00	945.67	0.00	0.00	0.00	945.67	0.00

*** NOTE!! ONLY ACTIVE ACCOUNTS HAVE BEEN SELECTED, TOTALS MAY EXCLUDE AMOUNTS THAT ARE RELATED TO INACTIVE ACCOUNTS. ***

LEXINGTON LOCAL SCHOOLS
 Appropriation Account Summary
 SORTED BY FUND-SCC

FYTD Appropriated	Prior FY Carryover Encumbrances	FYTD Expendable	FYTD Actual Expenditures	MTD Actual Expenditures	Current Encumbrances	FYTD Unencumbered Balance	FYTD Percent Exp/Enc
*****TOTAL FOR FUND-SCC 300 9605 (BAND):							
232.95	0.00	232.95	0.00	0.00	0.00	232.95	0.00
*****TOTAL FOR FUND-SCC 451 9013 (NETWORK CONNECTIVITY - FY 2013):							
0.00	0.00	0.00	0.00	0.00	0.00	0.00	0.00
*****TOTAL FOR FUND-SCC 499 9101 (STATE GRANT 2001 READING IMPROV.INCENT-CENTRA):							
2,497.14	0.00	2,497.14	134.50	134.50	0.00	2,362.64	5.39
*****TOTAL FOR FUND-SCC 506 9012 (RACE TO THE TOP GRANT FY12):							
0.00	0.00	0.00	0.00	0.00	0.00	0.00	0.00
*****TOTAL FOR FUND-SCC 506 9013 (RACE TO THE TOP GRANT FY13):							
0.00	0.00	0.00	0.00	0.00	0.00	0.00	0.00
*****TOTAL FOR FUND-SCC 506 9014 (RACE TO THE TOP GRANT FY14):							
47,568.13	0.00	47,568.13	22,057.31	1,340.00	0.00	25,510.82	46.37
*****TOTAL FOR FUND-SCC 506 9913 (OHIO RESIDENT EDUCATOR PROGRAM):							
0.00	0.00	0.00	0.00	0.00	0.00	0.00	0.00
*****TOTAL FOR FUND-SCC 506 9914 (OHIO RESIDENT EDUCATOR PROGRAM):							
1,750.00	0.00	1,750.00	1,750.00	1,750.00	0.00	0.00	100.00
*****TOTAL FOR FUND-SCC 516 9013 (IDEA-B SPECIAL EDUCATION FY13):							
13,470.21	0.00	13,470.21	13,470.21	0.00	0.00	0.00	100.00
*****TOTAL FOR FUND-SCC 516 9014 (IDEA-B SPECIAL EDUCATION FY14):							
450,235.80	0.00	450,235.80	301,857.56	48,379.92	0.00	148,378.24	67.04

*** NOTE!! ONLY ACTIVE ACCOUNTS HAVE BEEN SELECTED, TOTALS MAY EXCLUDE AMOUNTS THAT ARE RELATED TO INACTIVE ACCOUNTS. ***

LEXINGTON LOCAL SCHOOLS
 Appropriation Account Summary
 SORTED BY FUND-SCC

FYTD Appropriated	Prior FY Carryover Encumbrances	FYTD Expendable	FYTD Actual Expenditures	MTD Actual Expenditures	Current Encumbrances	FYTD Unencumbered Balance	FYTD Percent Exp/Enc
*****TOTAL FOR FUND-SCC 551 9013 (TITLE III LEP FY13):							
0.00	0.00	0.00	0.00	0.00	0.00	0.00	0.00
*****TOTAL FOR FUND-SCC 572 9013 (TITLE I TARGETED ASSISTANCE FY13):							
28,378.77	0.00	28,378.77	28,378.77	0.00	0.00	0.00	100.00
*****TOTAL FOR FUND-SCC 572 9014 (TITLE I FY14):							
336,879.34	0.00	336,879.34	203,261.91	18,868.31	0.00	133,617.43	60.34
*****TOTAL FOR FUND-SCC 590 9013 (TITLE II-A IMPROVING TEACHER QUALITY FY13):							
52.56	0.00	52.56	52.56	0.00	0.00	0.00	100.00
*****TOTAL FOR FUND-SCC 590 9014 (TITLE II-A IMPROVING TEACHER QUALITY FY14):							
44,321.62	0.00	44,321.62	44,321.62	847.99	0.00	0.00	100.00
*****TOTAL FOR FUND-SCC 599 9013 (NATIONAL SCHOOL LUNCH EXPANSION GRANT FY13):							
7,000.00	6,948.00	13,948.00	13,948.00	0.00	0.00	0.00	100.00
*****GRAND TOTALS:							
27,649,337.74	195,913.19	27,845,250.93	26,480,336.25	2,576,230.23	202,340.49	1,162,574.19	95.82

*** NOTE!! ONLY ACTIVE ACCOUNTS HAVE BEEN SELECTED, TOTALS MAY EXCLUDE AMOUNTS THAT ARE RELATED TO INACTIVE ACCOUNTS. ***