

LEXINGTON LOCAL SCHOOLS



FINANCIAL REPORT
FOR THE PERIOD ENDING
OCTOBER 31, 2020

PREPARED BY
JASON WHITESEL, TREASURER

DATE: 11/03/2020
TIME: 14:56

LEXINGTON LOCAL SCHOOLS
CASH RECONCILIATION AS OF 10/31/2020

PAGE: 1
(USAEMSED)

	SUB-TOTALS	TOTALS
	-----	-----
Gross Depository Balances:		
RICHLAND BANK MMA 5719	\$ 5,140,068.82	
RICHLAND BANK SWEEP ACCT 3520	1,707,059.45	
RICHLAND BANK GENERAL ACCT 0580	300,378.51	
RICHLAND BANK ANTHEM SWEEP 3523	966,484.63	
RICHLAND BANK EE BENEFITS 3180	0.00	
RICHLAND BANK PAYROLL ACCT 9780	14,225.35	
RICHLAND BANK ATHLETIC ACCT 3280	3,090.00	

Total Depository Balances (Gross)		\$ 8,131,306.76
Adjustments to Bank Balance:		
Cash in Transit to Bank	\$ 4,299.00	
Outstanding Checks	385,321.06-	
Adjustments	439.54-	
Municipal Income Tax -\$439.54		

Total Adjustments to Bank Balance		381,461.60-
Investments:		
Treasury Bonds and Notes	\$ 43,191,720.10	
Certificate of Deposits	6,084,000.00	
Other Securities	5,788,818.37	
Other Investments:		
Richland Bank MMA (5750)	64,064.42	
RICHLAND BANK MMA (R252)	4,759,232.38	
Richland Bank MMA/Sav (R252)	248,000.00	

Total Investments		60,135,835.27
Cash on Hand:		
Petty Cash:		
TREASURER'S OFFICE	\$ 100.00	
HIGH SCHOOL	50.00	
JUNIOR HIGH SCHOOL	50.00	
EASTERN, CENTRAL, WESTERN	100.00	
Change Cash:		
ATHLETIC CHANGE	\$ 3,000.00	
CAFETERIA CHANGE	333.00	
JUNIOR HIGH SCHOOL	100.00	
Cash with Fiscal Agent	0.00	

Total Cash on Hand		3,733.00

Total Balances		\$ 67,889,413.43
		=====
Total Fund Balance		\$ 67,889,524.43
		=====
Depository Clearance Accounts:		

Total Clearance Account Balances		\$ 0.00

October 01, 2020 through October 31, 2020

Account Name : Lexington Local SD Managing Agency

Account No : 5750

Summary Of Investment Holdings

Quantity	Description			Unit Value	Market Value	Tax Cost	Estimated Ann Inc	Yield To Mkt
Money Markets - Taxable								
64,064.42	Northern Instl Government Select Portfolio			1.0000	64,064.42	64,064.42	6.41	0.01%
Totals					64,064.42	64,064.42	6.41	0.01%
Marketable CDs								
175,000	Unison Bank	1.500%	11/25/2020	100.1428	175,249.90	175,000.00	2,625.00	1.50%
200,000	Goldman Sachs Bank USA	1.850%	02/17/2021	100.5490	201,098.00	200,000.00	3,700.00	1.84%
200,000	MB Financial Bank NA	1.400%	03/30/2021	100.4527	200,905.40	200,000.00	2,800.00	1.39%
100,000	BankVista	1.400%	04/06/2021	100.5856	100,585.60	100,000.00	1,400.00	1.39%
200,000	Bank of Santa Clarita CA	1.400%	04/15/2021	100.6188	201,237.60	200,000.00	2,800.00	1.39%
200,000	Stearns Bank NA	1.950%	09/29/2021	101.7221	203,444.20	200,000.00	3,900.00	1.92%
200,000	Citibank NA	3.150%	10/26/2021	103.0612	206,122.40	200,000.00	6,300.00	3.06%
200,000	BMW Bank North America	3.050%	12/28/2021	103.4551	206,910.20	200,000.00	6,100.00	2.95%
100,000	Medallion Bank UT	3.050%	01/10/2022	103.5522	103,552.20	100,000.00	3,050.00	2.95%
150,000	TIAA FSB	2.850%	02/22/2022	103.6409	155,461.35	150,000.00	4,275.00	2.75%
200,000	Bridgewater Bank Bloom MN	1.900%	02/28/2022	102.4179	204,835.80	200,000.00	3,800.00	1.86%
200,000	Continental Bank UT	1.900%	06/22/2022	102.9595	205,919.00	200,000.00	3,800.00	1.85%
200,000	American Express Centurion	2.400%	09/12/2022	104.0060	208,012.00	200,000.00	4,800.00	2.31%
200,000	Discover Bank	2.250%	09/27/2022	104.0593	208,118.60	200,000.00	4,500.00	2.16%
200,000	Sallie Mae Bank SLC UT	2.500%	12/13/2022	105.0064	210,012.80	200,000.00	5,000.00	2.38%
25,000	State Bank of India NY	3.000%	03/06/2023	106.6835	26,670.88	25,000.00	750.00	2.81%
200,000	Comenity Capital Bank	2.700%	04/17/2023	106.2492	212,498.40	200,000.00	5,400.00	2.54%
150,000	Merrick Bank	2.050%	07/12/2023	105.0462	157,569.30	150,000.00	3,075.00	1.95%
100,000	Border State Bank	1.100%	03/27/2024	102.9708	102,970.80	100,000.00	1,100.00	1.07%
248,000	Live Oak Banking Company	1.250%	09/13/2024	103.8339	257,508.07	248,000.00	3,100.00	1.20%
Totals					3,548,682.50	3,448,000.00	72,275.00	2.04%

October 01, 2020 through October 31, 2020

Account Name : Lexington Local SD Managing Agency

Account No : 5750

Summary Of Investment Holdings

Quantity	Description		Unit Value	Market Value	Tax Cost	Estimated Ann Inc	Yield To Mkt
<u>U.S. Treasury Bills</u>							
200,000	US Treasury Bill United States Treas Bills Dt 022720-022521 Dtd 02/27/20 Mat 02/25/21	02/25/2021	99.9677	199,935.40	199,878.67	193.94	0.10%
<i>Totals</i>				199,935.40	199,878.67	193.94	0.10%
<u>Commercial Paper - Corporate</u>							
250,000	Lloyds Bk Corporate Mkts Com	02/09/2021	99.8350	249,587.46	249,709.72	549.73	0.22%
<i>Totals</i>				249,587.46	249,709.72	549.73	0.22%
<u>U.S. Govt Agy-Exempt State</u>							
325,000	FFCB	0.300% 04/27/2022	100.1688	325,548.76	325,721.51	975.00	0.30%
250,000	FFCB Dtd 09/08/20	0.220% 09/08/2023	99.9487	249,871.83	249,862.50	550.00	0.22%
150,000	FFCB	1.690% 02/12/2024	100.3069	150,460.39	150,000.00	2,535.00	1.68%
200,000	FFCB	0.430% 10/15/2024	99.6843	199,368.59	200,000.00	860.00	0.43%
200,000	FHLB	0.720% 12/30/2024	98.7238	197,447.68	200,000.00	1,440.00	0.73%
<i>Totals</i>				1,122,697.25	1,125,584.01	6,360.00	0.57%
<u>U.S. Govt Agy-Non-Ex St-Int Only</u>							
250,000	FHLMC 0.4000% 10/23/23	0.400% 10/23/2023	100.1107	250,276.82	250,000.00	1,000.00	0.40%
<i>Totals</i>				250,276.82	250,000.00	1,000.00	0.40%
<i>Grand Total</i>				5,435,243.85	5,337,236.82	80,385.08	1.48%

Gain or Loss amounts and transactions, as shown, may not reflect the amount to be used for income tax purposes.

October 01, 2020 through October 31, 2020

Account Name : Lexington Local SD Bond Acct Man Agcy

Account No : R252

Summary Of Investment Holdings

Quantity	Description		Unit Value	Market Value	Tax Cost	Estimated Ann Inc	Yield To Mkt
<u>Money Markets - Taxable</u>							
4,759,232.38	Northern Instl Government Select Portfolio		1.0000	4,759,232.38	4,759,232.38	475.92	0.01%
Totals				4,759,232.38	4,759,232.38	475.92	0.01%
<u>Money Markets/Savings - Taxable</u>							
248,000	Park National Bank FDIC Account P250		1.0000	248,000.00	248,000.00	49.60	0.02%
Totals				248,000.00	248,000.00	49.60	0.02%
<u>Marketable CDs</u>							
238,000	BMO Harris Bank NA	1.750%	11/02/2020	100.0142	238,033.80	238,000.00	4,165.00 1.75%
238,000	New York Community Bank	1.650%	12/10/2020	100.1818	238,432.68	238,000.00	3,927.00 1.65%
240,000	Bank OZK	1.650%	01/04/2021	100.2858	240,685.92	240,000.00	3,960.00 1.65%
240,000	Bank of India NY	1.650%	01/27/2021	100.3949	240,947.76	240,000.00	3,960.00 1.64%
240,000	ESSA Bank & Trust PA	1.600%	01/28/2021	100.3870	240,928.80	240,000.00	3,840.00 1.59%
240,000	Morgan Stanley PVT Bank	1.700%	01/29/2021	100.4166	240,999.84	240,000.00	4,080.00 1.69%
240,000	TBK Bank SSB	1.650%	01/29/2021	100.4040	240,969.60	240,000.00	3,960.00 1.64%
240,000	First Foundation Bank	1.600%	02/04/2021	100.4170	241,000.80	240,000.00	3,840.00 1.59%
240,000	Hardin County Bank	1.600%	02/05/2021	100.4128	240,990.72	240,000.00	3,840.00 1.59%
240,000	Haven Savings Bank	1.600%	02/12/2021	100.4512	241,082.88	240,000.00	3,840.00 1.59%
240,000	Ally Bank Midvale UT	1.000%	04/23/2021	100.4574	241,097.76	240,000.00	2,400.00 1.00%
Totals				2,645,170.56	2,636,000.00	41,812.00	1.58%
<u>U.S. Treasury Bills</u>							
10,000,000	US Treasury Bill		11/05/2020	99.9994	9,999,940.00	9,997,472.20	0.00 0.00%
10,000,000	US Treasury Bill	0.105%	02/04/2021	99.9745	9,997,450.00	9,994,691.70	11,896.97 0.12%
10,000,000	United States Treas Bills Dt 080620-020421 Dtd 08/06/20 Mat 02/04/21			99.8823	9,988,230.00	9,987,361.10	13,384.23 0.13%
	United States Treas Bills Dt 100820-100721 Dtd 10/08/20						

October 01, 2020 through October 31, 2020

Account Name : Lexington Local SD Bond Acct Man Agcy

Account No : R252

Summary Of Investment Holdings

Quantity	Description			Unit Value	Market Value	Tax Cost	Estimated Ann Inc	Yield To Mkt
<i>Totals</i>					29,985,620.00	29,979,525.00	25,281.20	0.08%
<u>Corporate Bonds</u>								
10,000,000	US Treasury Bill	0.140%	08/12/2021	99.9175	9,991,750.00	9,985,844.40	0.00	0.00%
	United States Treas Bills Dt 081320-081221 Dtd 08/13/20 Mat 08/12/21							
<i>Totals</i>					9,991,750.00	9,985,844.40	0.00	0.00%
<u>Commercial Paper - Corporate</u>								
2,800,000	China Cons Bank Corp Com'l P	0.510%	12/30/2020	99.7422	2,792,780.68	2,792,780.66	14,279.99	0.51%
2,750,000	Lloyds Bk Corp Mkts Plc Com'		06/25/2021	99.8665	2,746,327.98	2,746,327.99	5,225.00	0.19%
	Lloyds Bk Corporate Mkts Plc 0							
<i>Totals</i>					5,539,108.66	5,539,108.65	19,504.99	0.35%
<u>U.S. Govt Agy-Exempt State</u>								
1,250,000	FHLB	.1	10/15/2021	99.9667	1,249,583.74	1,250,000.00	1,562.50	0.13%
400,000	FFCB	0.300%	04/27/2022	100.1688	400,675.40	400,888.02	1,200.00	0.30%
<i>Totals</i>					1,650,259.14	1,650,888.02	2,762.50	0.17%
<i>Grand Total</i>					54,819,140.74	54,798,598.45	89,886.21	0.16%

Gain or Loss amounts and transactions, as shown, may not reflect the amount to be used for income tax purposes.

LEXINGTON LOCAL SCHOOLS
INVESTMENT REPORT FOR THE MONTH ENDING
OCTOBER 31, 2020

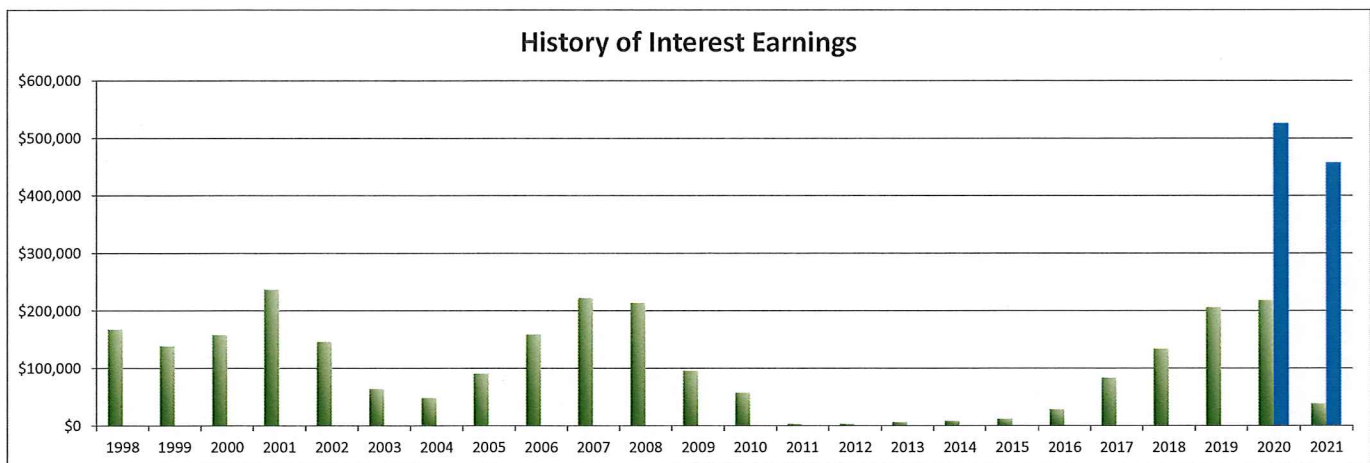
INTEREST EARNED:	THIS MONTH	FISCAL YEAR TO DATE
Richland Bank, General Sweep	\$25.20	\$615.86
Richland Bank, General MMA	\$466.55	\$2,465.73
Richland Bank, Anthem Sweep	\$23.78	\$245.16
Star Ohio	\$0.00	\$0.00
CDs, Bonds, and other investments	\$5,830.55	\$34,851.65
TOTAL INTEREST RECEIVED	\$6,346.08	\$38,178.40

INTEREST EARNED (LEX BOND ACCT)	THIS MONTH	FISCAL YEAR TO DATE
Richland Bank, General Sweep	\$0.00	\$0.00
Richland Bank, General MMA	\$0.00	\$0.00
Richland Bank, Anthem Sweep	\$0.00	\$0.00
Star Ohio	\$0.00	\$0.00
CDs, Bonds, and other investments	\$21,020.00	\$457,165.24
TOTAL INTEREST RECEIVED	\$21,020.00	\$457,165.24

History of Interest Earnings	Fiscal Year	Interest Earnings
	1998	\$ 167,057.52
	1999	\$ 138,113.69
	2000	\$ 157,991.72
	2001	\$ 236,839.79
	2002	\$ 146,052.34
	2003	\$ 63,712.36
	2004	\$ 47,970.95
	2005	\$ 90,719.94
	2006	\$ 158,724.51
	2007	\$ 221,998.86
	2008	\$ 213,660.34
	2009	\$ 95,639.63
	2010	\$ 56,860.22
	2011	\$ 3,001.78
	2012	\$ 3,090.00
	2013	\$ 5,758.97
	2014	\$ 8,349.92
	2015	\$ 11,765.22
	2016	\$ 28,300.22
	2017	\$ 83,194.26
	2018	\$ 133,582.49
	2019	\$ 205,588.68
	2020	\$ 218,228.66
FISCAL Year To Date	2021	\$38,178.40

Lex Bond Acct Interest Earnings	Fiscal Year	Interest Earnings
	2020	\$526,044.24
FISCAL Year To Date	2021	\$457,165.24

Total Interest Earnings 1998 to Present \$ 2,534,380.47



Fnd	Sec	Description	Beginning Balance	MTD Revenues	FYTD Revenues	MTD Expenditures	FYTD Expenditures	Current Available Balance
001	0000	GENERAL FUND	9,139,919.40	1,666,532.55	9,711,082.41	1,995,773.23	8,114,062.42	10,736,939.39
001	9412	GENERAL BUDGET RESERVE SE	87,928.97	.00	.00	.00	.00	87,928.97
002	0000	BOND RETIREMENT FUND	3,451,178.58	45,946.12	1,411,334.42	.00	4,008,017.18	854,495.82
003	0000	PERMANENT IMPROVEMENT FUN	148,007.09	41,520.38	330,464.62	225,193.61	325,729.11	152,742.60
004	0000	LFI BUILDING FUND	10,873,689.78	4,127.70	89,850.61	165,421.75	215,004.00	10,748,536.39
006	0000	FOOD SERVICE FUND	3,725.01	57,990.25	70,440.02	66,531.17	221,836.18	147,671.15-
007	9100	LEXINGTON MINUTEMEN ACADE	131,732.05	68.86	3,012.69	.00	2,000.00	132,744.74
007	9800	TERRY McCAMMON SCHOLARSHI	13,463.82	7.00	36.38	.00	.00	13,500.20
010	0000	CLASSROOM FACILITIES CONS	44,475,799.61	16,892.30	367,314.63	639,881.43	855,600.17	43,987,514.07
018	9100	HIGH SCHOOL PRINCIPAL'S F	704.30	378.46	3,045.94	244.75	719.75	3,030.49
018	9101	HIGH SCHOOL FLOWER FUND	59.00	.00	.00	.00	.00	59.00
018	9200	JUNIOR HIGH PRINCIPAL'S F	6,192.67	.00	5.00	.00	.00	6,197.67
018	9300	EASTERN PRINCIPAL'S FUND	1,327.88	.00	1,000.01	186.78	757.93	1,569.96
018	9301	EASTERN ELEMENTARY BOOKFA	3,897.27	.00	.00	.00	.00	3,897.27
018	9302	EASTERN ELEMENTARY MATH	1,036.52	.00	.00	.00	.00	1,036.52
018	9303	EASTERN RUN CLUB	521.83	.00	790.00	815.10	815.10	496.73
018	9400	CENTRAL PRINCIPAL'S FUND	9,360.43	6.00	383.82	.00	1,128.35	8,615.90
018	9401	CENTRAL ELEMENTARY BOOKFA	4,952.39	25.00	47.00	285.39	394.85	4,604.54
018	9402	CENTRAL ELEMENTARY ART	1,941.37	.00	.00	.00	.00	1,941.37
018	9500	WESTERN PRINCIPAL'S FUND	17,504.29	.00	1,750.18	.00	66.98	19,187.49
018	9501	WESTERN ELEMENTARY BOOKFA	2,694.58	75.00	1,140.00	.00	.00	3,834.58
018	9503	WESTERN ELEMENTARY ART	1,986.42	.00	.00	.00	.00	1,986.42
018	9901	JUNIOR HIGH TEACHER ADVIS	109.25	.00	.00	.00	.00	109.25
019	9001	ACADEMIC BOOSTERS GRANTS	769.07	.00	.00	.00	.00	769.07
019	9121	CENTRAL ELEMENTARY PTO GR	1,649.90	1,007.71	1,017.52	.00	342.46	2,324.96
019	9122	EASTERN ELEMENTARY PTO GR	1,301.33	1,007.70	1,017.50	.00	.00	2,318.83
019	9123	WESTERN ELEMENTARY PTO GR	2,039.13	1,007.70	1,017.50	.00	.00	3,056.63
019	9200	RICHLAND COUNTY FOUNDATIO	200.00	.00	.00	.00	.00	200.00
019	9218	RICH CD FOUNO-WRITE STUFF	52.93	.00	.00	.00	.00	52.93
019	9221	RICH CD FOUNO-SCIENCE DIS	.95	.00	.00	.00	.00	.95
019	9222	RICH CD FOUNO-ONE BIG HAP	.00	.00	688.74	.00	.00	688.74
019	9223	RICH CD FOUNO-MAKER MAVEN	.00	.00	1,250.00	.00	.00	1,250.00
019	9224	RICH CD FOUNO-STEM SNAP C	.00	.00	1,478.21	.00	1,411.85	66.36
019	9301	RICH CD FOUNO/SECO ROBOTI	31.72	.00	.00	.00	.00	31.72
019	9302	RICH CD RETIRED TEACHERS	150.00	.00	.00	.00	.00	150.00
022	9601	OHSAA TOURNAMENT AGENCY F	.00	.00	125.00	125.00	125.00	.00
024	0000	EMPLOYEE BENEFITS FUND FO	1,175,867.00	449,041.56	1,793,336.58	483,422.95	2,002,718.95	966,484.63
034	0000	OFCC PROJECT MAINTENANCE	100,349.93	2,671.28	82,054.39	.00	1,310.36	181,093.96
200	9101	HIGH SCHOOL ART CLUB	372.46	.00	.00	.00	.00	372.46
200	9102	HIGH SCHOOL DRAMA CLUB	23,990.34	.00	104.00-	.00	.00	23,886.34
200	9103	HIGH SCHOOL MATH CLUB	52.70	.00-	.00	.00	.00	52.70
200	9104	HIGH SCHOOL LEADERSHIP CO	697.11	.00	.00	.00	.00	697.11
200	9105	HIGH SCHOOL FRENCH CLUB	334.75	.00	.00	.00	.00	334.75
200	9107	HIGH SCHOOL SPANISH CLUB	568.50	.00	.00	.00	.00	568.50
200	9108	HIGH SCHOOL LEO CLUB	2,168.50	.00	.00	.00	.00	2,168.50
200	9114	HIGH SCHOOL STUDENT COUNC	2,286.95	.00	.00	.00	.00	2,286.95

FINANCIAL SUMMARY REPORT
Processing Month: October 2020
LEXINGTON LOCAL SCHOOLS

Fnd	Sec	Description	Beginning Balance	MTD Revenues	FYTD Revenues	MTD Expenditures	FYTD Expenditures	Current Available Balance
200	9115	HIGH SCHOOL KEY CLUB	1,605.60	500.25	500.25	.00	.00	2,105.85
200	9116	HIGH SCHOOL CHESS CLUB	321.00	.00	.00	.00	.00	321.00
200	9119	HIGH SCHOOL YEARBOOK FUND	44,489.20	4,785.00	4,400.00	583.87	1,167.74	49,721.46
200	9120	HIGH SCHOOL JOURNALISM FU	505.44	.00	.00	.00	.00	505.44
200	9121	HIGH SCHOOL NATIONAL HONO	200.98	168.00	168.00	579.05	964.05	595.07-
200	9201	JUNIOR HIGH ART CLUB	541.33	.00	178.15	.00	.00	719.48
200	9204	JUNIOR HIGH STUDENT COUNC	1,890.27	.00	.00	.00	.00	1,890.27
200	9205	JUNIOR HIGH LIBRARY CLUB	77.65	.00	.00	.00	.00	77.65
200	9301	EASTERN ELEMENTARY STUDEN	1,214.93	.00	.00	.00	.00	1,214.93
200	9302	EASTERN ELEMENTARY ROBOTI	575.16	.00	.00	.00	.00	575.16
200	9611	HIGH SCHOOL INFORMED TEEN	903.63	.00	.00	.00	.00	903.63
200	9612	JUNIOR HIGH INFORMED TEEN	544.18	16.62	16.62	.00	.00	560.80
300	9115	JAZZ BAND	1,512.61	.00	.00	.00	.00	1,512.61
300	9116	CHOIR	1,284.95	.00	.00	.00	.00	1,284.95
300	9206	JUNIOR HIGH PHYS ED DEPAR	3,458.59	.00	.00	.00	139.00	3,319.59
300	9210	JR HIGH INSTRUMENTAL	41.03	.00	.00	.00	.00	41.03
300	9600	ATHLETIC FUND	4,900.51	16,742.00	68,519.00	13,791.31	74,918.26	1,498.75-
300	9601	ATHLETIC CAPITAL FUND	52,000.00	.00	.00	.00	.00	52,000.00
300	9602	ORCHESTRA	63.22	.00	.00	.00	.00	63.22
300	9603	ELEMENTARY MUSIC	1,572.09	.00	.00	.00	.00	1,572.09
300	9605	BAND	232.95	.00	.00	.00	.00	232.95
451	9021	Network Connectivity FY 2	.00	4,500.00	4,500.00	.00	.00	4,500.00
467	0000	STUDENT WELLNESS AND SUCC	20,850.80	120,664.00	120,664.00	46,166.30	83,423.19	58,091.61
507	9021	ESSER FUNDING FY21	213,871.64-	.00	221,917.59	.00	8,045.93	.00
510	9021	CRF FUNDING FY21	.00	.00	25,963.14	92,861.61	118,824.75	92,861.61-
516	9020	IDEA-B SPECIAL EDUCATION	26,833.11-	.00	34,158.24	.00	7,325.13	.00
516	9021	IDEA-B SPECIAL EDUCATION	.00	59,663.27	77,973.21	51,388.06	83,576.79	5,603.58-
572	9020	TITLE I FY20	24,246.84-	2,539.95-	34,685.36	.00	10,438.50	.00
572	9021	TITLE I FY21	.00	40,432.76	53,466.61	37,242.06	55,940.73	2,474.12-
587	9020	EARLY CHILDHOOD SPECIAL E	3,304.44-	.00	3,304.44	.00	.00	.00
587	9021	EARLY CHILDHOOD SPECIAL E	.00	2,180.80	2,180.80	1,817.80	2,180.80	.00
590	9021	TITLE II-A IMPROVING TEAC	.00	9,623.99	14,977.17	7,893.82	15,787.64	810.47-
599	9021	TITLE IV FY21	.00	3,887.88	20,000.00	.00	20,000.00	.00
Grand Total All Funds			69,541,145.83	2,548,930.19	14563,151.75	3,830,205.04	16234,773.15	67889,524.43
Total Invested Funds			.00					

DATE: 11/03/2020
TIME: 14:22:12OHIO DEPARTMENT OF EDUCATION - OFFICE OF SCHOOL MANAGEMENT ASSISTANCE
ANNUAL SPENDING PLAN (CURRENT OPERATION - GENERAL FUND ONLY - O.R.C. 5705.391)

PAGE: 1

SCHOOL DISTRICT: LEXINGTON LOCAL SCHOOLS

IRM #: 049437

COUNTY: RICHLAND

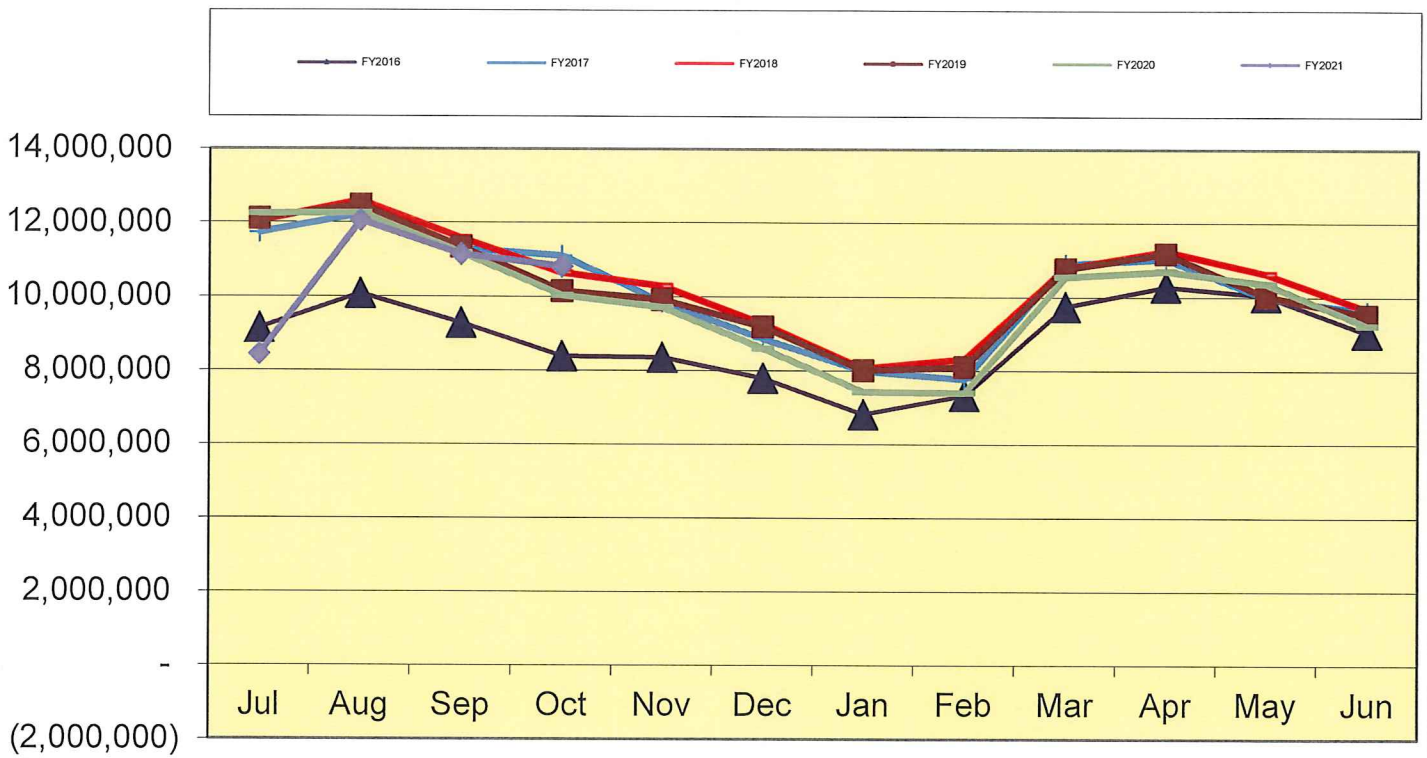
FISCAL YEAR: 2021 MONTH: 10

	MONTHLY ESTIMATE	MONTHLY ACTUAL	MONTHLY DIFFERENCE	FISCAL YTD ESTIMATE	FISCAL YTD ACTUAL	FISCAL YTD DIFFERENCE
REVENUES						
01.010 General Property (Real Estate)	0	0	0	4,515,000	4,756,720	241,720
01.020 Tangible Personal Property Tax	0	0	0	404,000	443,419	39,419
01.030 Income Tax	0	0	0	0	0	0
01.035 Unrestricted Grants-in-Aid	800,000	837,655	37,655	3,307,000	3,406,218	99,218
01.040 Restricted Grants-in-Aid	6,203	6,203	0	24,813	24,812	1-
01.045 Restricted Grants-in-Aid - SFSF	0	0	0	0	0	0
01.050 Property Tax Allocation	0	796,327	796,327	47,000	850,490	803,490
01.060 All Other Operating Revenue	27,000	19,814	7,186-	202,700	195,146	7,554-
01.070 Total Revenue	833,203	1,659,999	826,796	8,500,513	9,676,805	1,176,292
OTHER FINANCING SOURCES						
02.010 Proceeds from Sale of Notes	0	0	0	0	0	0
02.020 State Emergency Loans & Advancements (Approved)	0	0	0	0	0	0
02.040 Operating Transfers-In	0	0	0	0	0	0
02.050 Advances-In	0	0	0	0	0	0
02.060 All Other Financing Sources	8,000	6,534	1,466-	43,000	34,278	8,722-
02.070 Total Other Financing Sources	8,000	6,534	1,466-	43,000	34,278	8,722-
02.080 Total Revenues and Other Financing Sources	841,203	1,666,533	825,330	8,543,513	9,711,083	1,167,570
EXPENDITURES						
03.010 Personal Services	1,150,000	1,116,815	33,185-	4,383,000	4,232,311	150,689-
03.020 Employees' Retirement/Insurance Benefits	580,000	547,748	32,252-	2,347,000	2,298,081	48,919-
03.030 Purchased Services	325,000	270,520	54,480-	1,376,000	1,163,056	212,944-
03.040 Supplies and Materials	100,000	54,998	45,002-	412,000	276,062	135,938-
03.050 Capital Outlay	13,000	5,018	7,982-	33,000	26,564	6,436-
03.060 Intergovernmental	0	0	0	0	0	0
04.010 Debt Service: All Principal (Historical)	0	0	0	0	0	0
04.020 Debt Service: Principal - Notes	0	0	0	0	0	0
04.030 Debt Service: Principal - State Loans	0	0	0	0	0	0
04.040 Debt Service: Principal - State Advancements	0	0	0	0	0	0
04.050 Debt Service: Principal - HB 264 Loans	0	0	0	0	0	0
04.055 Debt Service: Principal - Other	0	0	0	0	0	0
04.060 Debt Service: Interest and Fiscal Charges	0	0	0	0	0	0
04.300 Other Objects	4,750	674	4,076-	127,000	117,986	9,014-
04.500 Total Expenditures	2,172,750	1,995,773	176,977-	8,678,000	8,114,060	563,940-
OTHER FINANCING USES						
05.010 Operating Transfers - Out	0	0	0	0	0	0
05.020 Advances - Out	0	0	0	0	0	0
05.030 All Other Financing Uses	0	0	0	0	0	0
05.040 Total Other Financing Uses	0	0	0	0	0	0
05.050 Total Expenditure and Other Financing Uses	2,172,750	1,995,773	176,977-	8,678,000	8,114,060	563,940-
06.010 Excess Rev & Oth Financing Sources over (under) Exp &	1,331,547-	329,240-	1,002,307	134,487-	1,597,023	1,731,510
07.010 Beginning Cash Balance	10,424,908	11,154,111	729,203	9,227,848	9,227,848	0
07.020 Ending Cash Balance	9,093,361	10,824,871	1,731,510	9,093,361	10,824,871	1,731,510
08.010 Outstanding Encumbrances	1,800,000	1,876,693	76,693	1,800,000	1,876,693	76,693

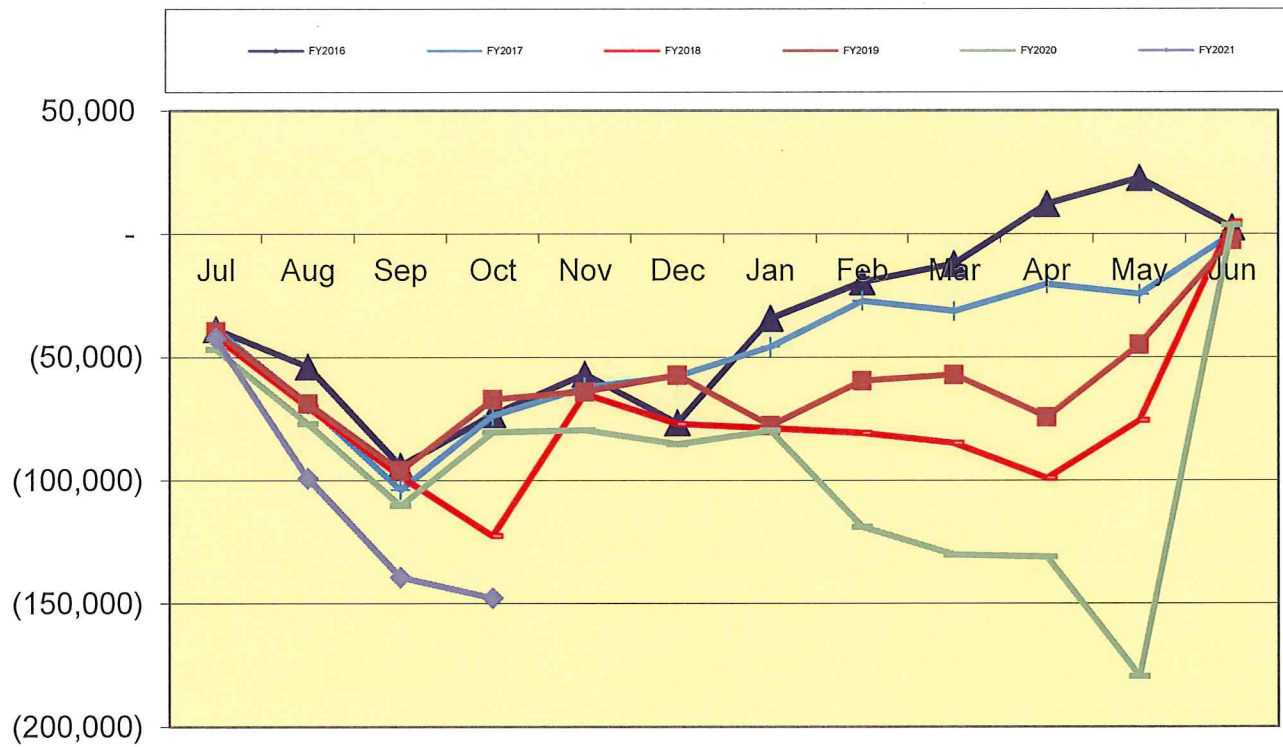
**LEXINGTON LOCAL SCHOOL DISTRICT
GENERAL FUND ONLY 2020-2021
SUMMARY OF RECEIPTS AND EXPENDITURES - FIVE YEAR FORECAST FORMAT**

LINE 7.010	BEGINNING CASH BALANCE		\$ 9,227,848		
	10/31/2020	FISCAL	FISCAL	VARIANCE	PERCENT
		YEAR TO DATE	YEAR TO DATE	Estimate vs.	of
		Estimate	Actual	Actual	VARIANCE
REVENUES					
LINE 1.010	Real Estate Tax	\$ 4,515,000	\$ 4,756,720	\$241,720	5.35%
LINE 1.020	Personal Property Tax	\$ 404,000	\$ 443,419	\$39,419	9.76%
LINE 1.030	Income Tax	\$ -	\$ -	\$0	
LINE 1.035	State Funding	\$ 3,307,000	\$ 3,406,218	\$99,218	3.00%
LINE 1.040	Career Tech / Economic Disadv.	\$ 24,813	\$ 24,812	(\$1)	0.00%
LINE 1.050	Property Tax Allocation	\$ 47,000	\$ 850,490	\$803,490	1709.55%
LINE 1.060	Other Operating Revenue	\$ 202,700	\$ 195,146	(\$7,554)	-3.73%
LINE 1.070	TOTAL REVENUE	\$ 8,500,513	\$ 9,676,805	\$1,176,292	13.84%
			\$ -		
LINE 2.01	Proceeds from Notes	\$ -	\$ -	\$0	
LINE 2.04	Transfers In	\$ -	\$ -	\$0	
LINE 2.050	Advances In	\$ -	\$ -	\$0	#DIV/0!
LINE 2.060	Other Financing Sources	\$ 43,000	\$ 34,278	(\$8,722)	-20.28%
LINE 2.070	TOTAL OTHER SOURCES	\$ 43,000	\$ 34,278	(\$8,722)	-20.28%
LINE 2.080	TOTAL REVENUES & Sources	\$ 8,543,513	\$ 9,711,083	\$1,167,570	13.67%
EXPENSES					
LINE 3.010	Salaries	\$ 4,383,000	\$ 4,232,311	\$150,689	3.44%
LINE 3.020	Retirement and Benefits	\$ 2,347,000	\$ 2,298,081	\$48,919	2.08%
LINE 3.030	Purchased Services	\$ 1,376,000	\$ 1,163,056	\$212,944	15.48%
LINE 3.040	Supplies and Materials	\$ 412,000	\$ 276,062	\$135,938	32.99%
LINE 3.050	Capital Outlay and Equipment	\$ 33,000	\$ 26,564	\$6,436	19.50%
LINE 3.06	INTERGOVERNMENTAL	\$ -	\$ -	\$0	
LINE 4.020	DEBT SERVICE - Notes	\$ -	\$ -	\$0	
LINE 4.060	DEBT SERVICE - Interest charges	\$ -	\$ -	\$0	
LINE 4.300	Other Objects	\$ 127,000	\$ 117,986	\$9,014	7.10%
LINE 4.500	TOTAL EXPENDITURES	\$ 8,678,000	\$ 8,114,060	\$563,940	6.50%
			\$ -		
LINE 5.00	TRANSFERS OUT	\$ -	\$ -	\$0	
LINE 5.02	ADVANCES OUT	\$ -	\$ -	\$0	
LINE 5.03	ALL OTHER USES	\$ -	\$ -	\$0	
LINE 5.040	TOTAL OTHER USES	\$ -	\$ -	\$0	
LINE 5.050	TOTAL EXPENDITURES & USES	\$ 8,678,000	\$ 8,114,060	\$563,940	6.50%
		Estimate	Actual	Variance	
LINE 6.010	REVENUES OVER EXPENSES	\$ (134,487)	\$ 1,597,023	\$1,731,510	
LINE 7.020	ENDING CASH BALANCE	\$ 9,093,361	\$ 10,824,871	\$1,731,510	
	Less Reserves	\$ (87,929)	\$ (87,929)	\$ -	
LINE 8.010	Less Outstanding Encumbrances	\$ (1,800,000)	\$ (1,876,693)	\$ (76,693)	4.26%
LINE 15.010	Unreserved Fund Balance	\$ 7,205,432	\$ 8,860,249	\$1,654,817	22.97%
		Estimate	Actual	Benchmark Yr. End	
	Salaries/Benefits as % of Revenue	79.2%	67.5%	80.1% or below	
	True Days Cash - Calendar Days on which can operate	102	134	90 or above optimal	

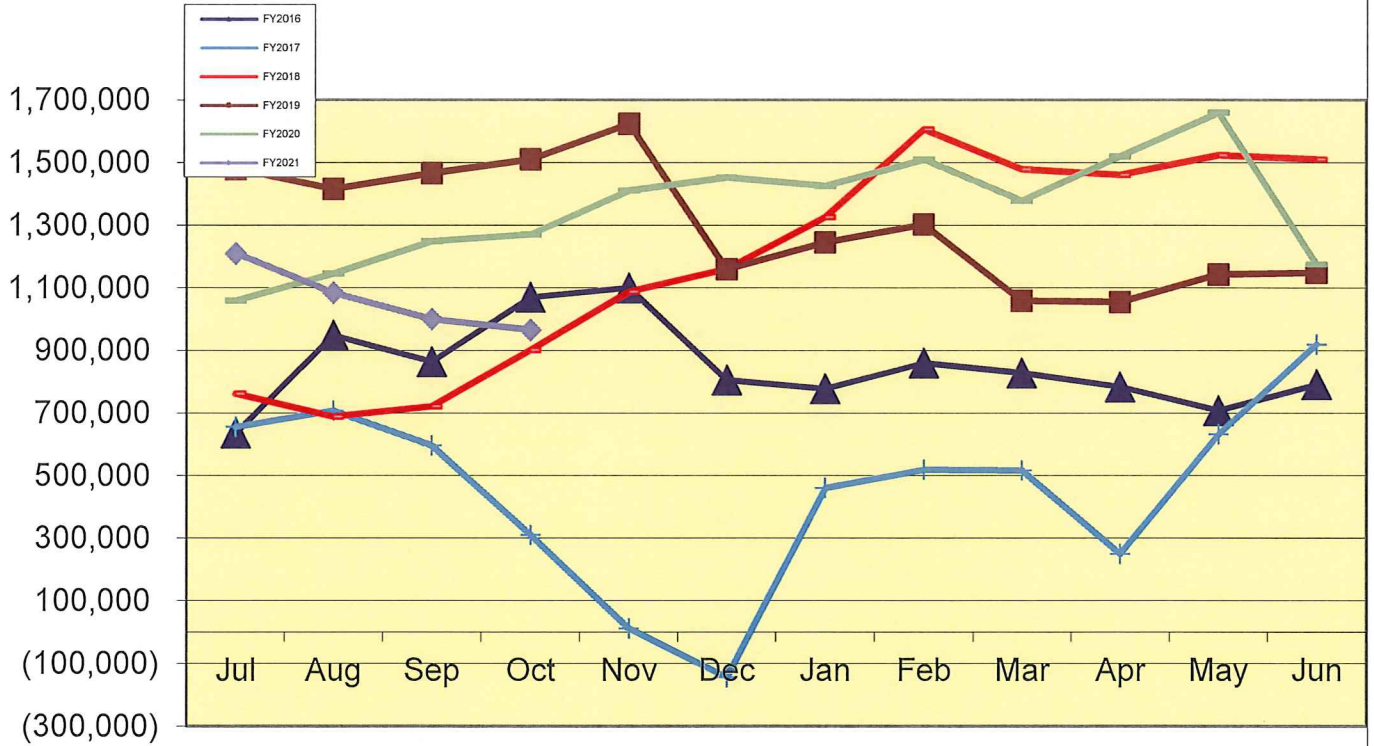
Lexington Local Schools General Fund Cash Balance



Lexington Local Schools Food Service Fund Cash Balance



Lexington Local Schools Employee Benefits Fund Cash Balance



Lexington Local Schools

Permanent Improvement Fund 10/31/2020

	Budgeted Amount	Actual Fiscal Year Expended	Current Encumbrances	Expenses / Encumbrances Over/Under Estimate	Remaining Estimated PI Project Costs
Instruction and Administration					
Western Elementary Equipment/Materials	\$ 8,765.81	\$ 8,700.20	\$ 28.68	\$36.93	\$36.93
Central Elementary Equipment/Materials	\$ 2,190.60	\$ 370.69	\$ 446.70	\$1,373.21	\$1,373.21
Eastern Elementary Equipment/Materials	\$ 159.08	\$ 159.08	\$ -	\$0.00	\$0.00
Eastern Vocab Power Plus	\$ 2,424.93	\$ -	\$ 2,424.93	\$0.00	\$0.00
Central PE Equipment	\$ 1,000.00	\$ -	\$ -	\$1,000.00	\$1,000.00
Central Tables	\$ 356.36	\$ -	\$ 356.36	\$0.00	\$0.00
Western Office Chair	\$ 204.60	\$ 204.60	\$ -	\$0.00	\$0.00
Western Teacher Chair	\$ 223.94	\$ 211.86	\$ -	\$12.08	\$12.08
Office Furniture	\$ 1,614.00	\$ 1,614.00	\$ -	\$0.00	\$0.00
Central Shelving	\$ 604.58	\$ 577.84	\$ -	\$26.74	\$26.74
Central Desk Open Front	\$ 344.92	\$ 344.92	\$ -	\$0.00	\$0.00
Central Classroom Chair	\$ 708.00	\$ -	\$ 708.00	\$0.00	\$0.00
Western Portable Screenflex Partition	\$ 1,706.99	\$ -	\$ 1,706.99	\$0.00	\$0.00
Maintenance					
New Road Salt Storage	\$ 14,000.00	\$ 9,221.02	\$ 4,778.98	\$0.00	\$0.00
Elementary A/C	\$ 19,795.88	\$ 19,795.88	\$ -	\$0.00	\$0.00
Maintenance Sanitizer Sprayers	\$ 6,039.30	\$ 1,917.91	\$ 4,121.39	\$0.00	\$0.00
Electrostatic Sanitizer Sprayers	\$ 1,600.00	\$ 1,600.00	\$ -	\$0.00	\$0.00
HS Fencing	\$ 7,740.00	\$ -	\$ 7,740.00	\$0.00	\$0.00
Transportation					
New bus	\$ 50,923.29	\$ -	\$ 50,923.29	\$0.00	\$0.00
Electrostatic Sanitizer Sprayers	\$ 1,600.00	\$ -	\$ 1,600.00	\$0.00	\$0.00
Bus Fuel Tank	\$ 9,048.00	\$ 9,048.00	\$ -	\$0.00	\$0.00
New Portable Radios	\$ 1,632.00	\$ -	\$ 1,632.00	\$0.00	\$0.00
Technology					
Computers, servers, tech equip., etc.	\$ 350,000.00	\$ 252,771.84	\$ 13,517.48	\$83,710.68	\$83,710.68
Food Service					
Food Service Equipment	\$ 3,880.00	\$ 3,920.00	\$ -	(\$40.00)	\$0.00
Athletics and Student Activities					
HS Athletics Equipment	\$ 10,000.00	\$ 10,000.00	\$ -	\$0.00	\$0.00
Fees					
Tax Collection Fees	\$ 14,500.00	\$ 5,271.27	\$ -	\$9,228.73	\$9,228.73
Totals					
	Budgeted Amount \$ 511,062.28	Actual Fiscal Year Expended \$ 325,729.11	Current Encumbrances \$ 89,984.80	Expenses / Encumbrances Over/Under Estimate \$95,348.37	Remaining Estimated PI Project Costs \$95,388.37
Total Budgeted	\$ 511,062.28				
Actual Cash Balance 7/1/20	\$ 148,007.09				
Revenues FY21 - Taxes from levy	\$ 330,464.62				
Expenditures FY21	\$ (325,729.11)				
Current Cash Balance	\$152,742.60				
Current Encumbrances	\$ (89,984.80)				
Available Balance	\$62,757.80				
Remaining Estimated Revenues FY21 - Taxes from levy	\$ 344,535.38				
Less: Remaining Estimated PI Project Costs	(\$95,388.37)				
6/30/21 Estimated Carryover	\$ 311,904.81				

Lexington Local Schools

Food Service Fund 2020-21 vs. 2019-2020 vs. 2018-2019

							Beginning Balance 7/1/20	\$	3,725
2019-2020 Through 10/31/20									
<i>Revenues</i>	District-Wide	High School	Junior High	Eastern	Central	Western	Total		
Student Type A, Ezipay, Misc	\$ -	\$ (816)	\$ 260	\$ 851	\$ 1,187	\$ 1,155	\$	2,637	
Student Break, Milk & A La Carte	\$ -	\$ 5,630	\$ 1,243	\$ 1,132	\$ 778	\$ 350	\$	9,133	
Adult & Misc revenues	\$ 3,123	\$ 792	\$ 211	\$ 233	\$ 157	\$ 29	\$	4,545	
State Reimb	\$ -	\$ -	\$ -	\$ -	\$ -	\$ -	\$	-	
Federal Reimb	\$ -	\$ 17,548	\$ 8,241	\$ 11,113	\$ 9,795	\$ 7,428	\$	54,125	
Transfer In	\$ -	\$ -	\$ -	\$ -	\$ -	\$ -	\$	-	
Total Revenues	\$ 3,123	\$ 23,154	\$ 9,955	\$ 13,329	\$ 11,917	\$ 8,962	\$	70,440	
<i>Expenses</i>									
Wages	\$ 16,549	\$ 34,960	\$ 19,522	\$ 13,923	\$ 11,548	\$ 11,645	\$	108,147	
Severance	\$ -	\$ -	\$ -	\$ -	\$ -	\$ -	\$	-	
Retirement	\$ 3,972	\$ 11,660	\$ 2,733	\$ 5,579	\$ 3,479	\$ 2,506	\$	29,929	
Medical	\$ 7,205	\$ 17,527	\$ 5,519	\$ 12,008	\$ 6,762	\$ -	\$	49,021	
Life, Dent, MC, WC	\$ 464	\$ 1,130	\$ 809	\$ 527	\$ 296	\$ 152	\$	3,378	
Purch Serv, Repairs, Phone, Post:	\$ 940	\$ 430	\$ 579	\$ 1,329	\$ 320	\$ 320	\$	3,918	
Supplies	\$ 3,304	\$ 9,949	\$ 3,341	\$ 6,168	\$ 2,559	\$ 2,122	\$	27,443	
Food Costs	\$ -	\$ -	\$ -	\$ -	\$ -	\$ -	\$	-	
Equipment	\$ -	\$ -	\$ -	\$ -	\$ -	\$ -	\$	-	
Other Costs	\$ -	\$ -	\$ -	\$ -	\$ -	\$ -	\$	-	
Total Expenses	\$ 32,434	\$ 75,656	\$ 32,503	\$ 39,534	\$ 24,964	\$ 16,745	\$	221,836	
Net Gain (Loss)	\$ (29,311)	\$ (52,502)	\$ (22,548)	\$ (26,205)	\$ (13,047)	\$ (7,783)	\$	(151,396)	
							Ending Cash Balance 10/31/20	\$	(147,671)

							Beginning Balance 7/1/19	\$	(2,391)
2019-2020 Through 10/31/19									
<i>Revenues</i>	District-Wide	High School	Junior High	Eastern	Central	Western	Total		
Student Type A, Ezipay, Misc	\$ -	\$ 25,131	\$ 12,979	\$ 14,359	\$ 13,441	\$ 10,414	\$	76,324	
Student Break, Milk & A La Carte	\$ -	\$ 11,274	\$ 3,288	\$ 2,978	\$ 2,015	\$ 1,954	\$	21,509	
Adult & Misc revenues	\$ 1,520	\$ 1,585	\$ 389	\$ 975	\$ 819	\$ 763	\$	6,051	
State Reimb	\$ -	\$ -	\$ -	\$ -	\$ -	\$ -	\$	-	
Federal Reimb	\$ -	\$ 10,400	\$ 7,391	\$ 11,575	\$ 11,422	\$ 7,122	\$	47,910	
Transfer In	\$ -	\$ -	\$ -	\$ -	\$ -	\$ -	\$	-	
Total Revenues	\$ 1,520	\$ 48,390	\$ 24,047	\$ 29,887	\$ 27,697	\$ 20,253	\$	151,794	
<i>Expenses</i>									
Wages	\$ 16,387	\$ 35,840	\$ 19,199	\$ 13,999	\$ 11,196	\$ 11,706	\$	108,327	
Severance	\$ -	\$ -	\$ -	\$ -	\$ -	\$ -	\$	-	
Retirement	\$ 4,037	\$ 7,706	\$ 2,809	\$ 6,198	\$ 2,624	\$ 2,819	\$	26,193	
Medical	\$ 9,794	\$ 14,515	\$ 5,425	\$ 11,803	\$ 3,696	\$ -	\$	45,233	
Life, Dent, MC, WC	\$ 448	\$ 1,106	\$ 767	\$ 512	\$ 321	\$ 154	\$	3,308	
Purch Serv, Repairs, Phone, Post:	\$ 945	\$ 5,530	\$ 896	\$ 594	\$ 461	\$ 546	\$	8,972	
Supplies	\$ 1,974	\$ -	\$ -	\$ -	\$ -	\$ -	\$	1,974	
Food Costs	\$ -	\$ 11,703	\$ 6,414	\$ 10,850	\$ 3,797	\$ 2,874	\$	35,638	
Equipment	\$ -	\$ -	\$ -	\$ -	\$ -	\$ -	\$	-	
Other Costs	\$ -	\$ -	\$ -	\$ -	\$ -	\$ -	\$	-	
Total Expenses	\$ 33,585	\$ 76,400	\$ 35,510	\$ 43,956	\$ 22,095	\$ 18,099	\$	229,645	
Net Gain (Loss)	\$ (32,065)	\$ (28,010)	\$ (11,463)	\$ (14,069)	\$ 5,602	\$ 2,154	\$	(77,851)	
							Ending Cash Balance 10/31/19	\$	(80,242)

							Beginning Balance 7/1/18	\$	4,848
2018-2019 Through 10/31/18									
<i>Revenues</i>	District-Wide	High School	Junior High	Eastern	Central	Western	Total		
Student Type A, Ezipay, Misc	\$ -	\$ 29,240	\$ 13,880	\$ 13,990	\$ 12,668	\$ 11,324	\$	81,102	
Student Break, Milk & A La Carte	\$ -	\$ 14,401	\$ 3,880	\$ 2,896	\$ 1,524	\$ 1,795	\$	24,496	
Adult & Misc revenues	\$ 3,946	\$ 1,273	\$ 332	\$ 881	\$ 898	\$ 700	\$	8,030	
State Reimb	\$ -	\$ -	\$ -	\$ -	\$ -	\$ -	\$	-	
Federal Reimb	\$ -	\$ 10,494	\$ 7,494	\$ 12,705	\$ 8,195	\$ 7,137	\$	46,025	
Transfer In	\$ -	\$ -	\$ -	\$ -	\$ -	\$ -	\$	-	
Total Revenues	\$ 3,946	\$ 55,408	\$ 25,586	\$ 30,472	\$ 23,285	\$ 20,956	\$	159,653	
<i>Expenses</i>									
Wages	\$ 16,065	\$ 38,775	\$ 18,367	\$ 12,382	\$ 10,831	\$ 11,457	\$	107,877	
Severance	\$ -	\$ -	\$ -	\$ -	\$ -	\$ -	\$	-	
Retirement	\$ 3,856	\$ 8,533	\$ 4,248	\$ 5,281	\$ 3,064	\$ 2,633	\$	27,615	
Medical	\$ 9,565	\$ 17,388	\$ 8,412	\$ 11,527	\$ 2,649	\$ -	\$	49,541	
Life, Dent, MC, WC	\$ 444	\$ 1,245	\$ 735	\$ 482	\$ 334	\$ 151	\$	3,391	
Purch Serv, Repairs, Phone, Post:	\$ 1,908	\$ 839	\$ 709	\$ 472	\$ 472	\$ 472	\$	4,872	
Supplies	\$ 1,064	\$ 13,263	\$ 7,215	\$ 9,702	\$ 3,450	\$ 3,498	\$	38,192	
Food Costs	\$ -	\$ -	\$ -	\$ -	\$ -	\$ -	\$	-	
Equipment	\$ -	\$ -	\$ -	\$ -	\$ -	\$ -	\$	-	
Other Costs	\$ -	\$ -	\$ -	\$ -	\$ -	\$ -	\$	-	
Total Expenses	\$ 32,902	\$ 80,043	\$ 39,686	\$ 39,846	\$ 20,800	\$ 18,211	\$	231,488	
Net Gain (Loss)	\$ (28,956)	\$ (24,635)	\$ (14,100)	\$ (9,374)	\$ 2,485	\$ 2,745	\$	(71,835)	
							Ending Cash Balance 10/31/18	\$	(66,987)

Check#	Check Date	Org Sta	Vendor Paid	Check Amount	Status Date
088520	10/07/2020	B/R	PAPCUN, SHARON	48.87	10/09/2020
088521	10/07/2020	W/R	NICKLES BAKERY	474.54	10/14/2020
088522	10/07/2020	W/R	BADERTSCHER, AMANDA	245.00	10/15/2020
088523	10/07/2020	W/R	AMAZON CAPITAL SERVICES	733.28	10/14/2020
088524	10/07/2020	W/R	THE ARBITER	175.00	10/20/2020
088525	10/07/2020	W/R	BRIDGEWAY ACADEMY	11,100.00	10/16/2020
088526	10/07/2020	W/W	CAROTHERS PEST CONTROL LLC	130.00	
088527	10/07/2020	W/R	CDW-G	27.08	10/20/2020
088528	10/07/2020	W/R	CLARK-SHAWNEE LSD	200.00	10/19/2020
088529	10/07/2020	W/R	COLE DISTRIBUTING	640.76	10/14/2020
088530	10/07/2020	W/R	COLUMBIA GAS OF OHIO	62,497.99	10/16/2020
088531	10/07/2020	W/R	COLUMBUS CLAY CO	1,475.40	10/14/2020
088532	10/07/2020	W/R	CULLIGAN QUALITY WATER	37.00	10/15/2020
088533	10/07/2020	W/R	SPELLING OUT DYSLEXIA	300.00	10/15/2020
088534	10/07/2020	W/R	NORTH CENTRAL/OSU	1,138.37	10/16/2020
088535	10/07/2020	W/R	ITsavvy	1,960.99	10/15/2020
088536	10/07/2020	W/R	HAYES, JAMES	194.07	10/14/2020
088537	10/07/2020	W/R	LAKESHORE LEARNING MATERIALS	224.08	10/14/2020
088538	10/07/2020	W/R	LOWE'S HOME CENTER	3,231.40	10/13/2020
088539	10/07/2020	W/R	MAKE MUSIC	4,170.00	10/22/2020
088540	10/07/2020	W/R	MID-OHIO ED. SERVICE CENTER	443.60	10/13/2020
088541	10/07/2020	W/R	PEARSON ASSESSMENTS	331.25	10/14/2020
088542	10/07/2020	W/R	NORTH CENTRAL OHIO ESC	1,233.00	10/14/2020
088543	10/07/2020	W/R	NOVA LUNA EDUC & CONSULTING	972.00	10/13/2020
088544	10/07/2020	W/R	QUENCH	39.14	10/14/2020
088545	10/07/2020	W/R	RIVERSIDE ASSESSMENTS LLC	651.98	10/14/2020
088546	10/07/2020	W/R	SCHOOL SPECIALTY INC.	1,114.27	10/14/2020
088547	10/07/2020	W/R	TIERNEY BROTHERS INC	2,635.00	10/15/2020
088548	10/07/2020	W/R	OHIO BUREAU OF CRIMINAL IDENT.	497.75	10/16/2020
088549	10/07/2020	W/R	TREASURER, STATE OF OHIO	4,993.80	10/15/2020
088550	10/07/2020	W/R	TRUCK SALES & SERVICE, INC.	59.75	10/14/2020
088551	10/07/2020	W/R	VILLAGE OF LEXINGTON	5,731.82	10/14/2020
088552	10/07/2020	W/R	WIESER EDUCATIONAL	476.00	10/16/2020
088553	10/09/2020	W/R	SAM'S CLUB	85.54	10/22/2020
088554	10/12/2020	W/R	AMAZON CAPITAL SERVICES	2,828.64	10/20/2020
088555	10/12/2020	W/R	AMERICAN EXPRESS	1,515.47	10/19/2020
088556	10/12/2020	W/R	DO NOT USE AMAZON.COM/ AMEX	204.60	10/19/2020
088557	10/12/2020	W/R	AMERICAN TIME & SIGNAL	466.34	10/20/2020
088558	10/12/2020	W/R	CARDINAL BUS SALES & SERVICE	803.16	10/16/2020
088559	10/12/2020	W/R	CARDINAL RENTAL & SALES, LTD	5.95	10/26/2020
088560	10/12/2020	W/R	CDW-G	304.06	10/20/2020
088561	10/12/2020	W/R	GLENNON, CHRISTOPHER	125.00	10/16/2020
088562	10/12/2020	W/R	COLE DISTRIBUTING	11,146.27	10/16/2020
088563	10/12/2020	W/R	COLES ENERGY, INC.	551.69	10/19/2020
088564	10/12/2020	W/R	EJ THERAPY INC	41,412.50	10/16/2020
088565	10/12/2020	W/R	SPELLING OUT DYSLEXIA	300.00	10/23/2020
088566	10/12/2020	W/V	FINDLAY COUNTRY CLUB	250.00	10/27/2020
088567	10/12/2020	W/R	FORGET-ME-NOT FLOWER SHOP, INC.	150.00	10/15/2020
088568	10/12/2020	W/R	FUSION APPAREL	730.50	10/16/2020
088569	10/12/2020	W/R	G & L SUPPLY CO.	1,190.00	10/16/2020
088570	10/12/2020	W/R	GRAINGER	77.06	10/19/2020
088571	10/12/2020	W/R	HEALTHCARE BILLING SERVICES	590.14	10/16/2020

Check#	Check Date	Org Sta	Vendor Paid	Check Amount	Status Date
088572	10/12/2020	W/R	HILLYARD, INC	286.89	10/27/2020
088573	10/12/2020	W/R	IRRIGATION SUPPLY OF COLUMBUS	433.19	10/28/2020
088574	10/12/2020	W/R	KIMBALL MIDWEST	106.11	10/19/2020
088575	10/12/2020	W/R	MENARDS	714.54	10/21/2020
088576	10/12/2020	W/R	STAPLES, MITCHELL L	855.00	10/20/2020
088577	10/12/2020	W/R	MOHAWK GOLF & COUNTRY CLUB	150.00	10/23/2020
088578	10/12/2020	W/R	ACORN DISTRIBUTORS, INC.	518.90	10/19/2020
088579	10/12/2020	W/R	NEW ALBANY PLAIN LOCAL	325.00	10/20/2020
088580	10/12/2020	W/R	PIONEER MANUFACTURING	559.00	10/19/2020
088581	10/12/2020	W/R	RIGGLEMAN, RYAN	125.00	10/28/2020
088582	10/12/2020	W/R	SCHMIDT SECURITY	2,222.00	10/19/2020
088583	10/12/2020	W/R	SCHOOL SPECIALTY INC.	663.63	10/20/2020
088584	10/12/2020	W/R	SHARE CORPORATION	1,052.44	10/20/2020
088585	10/12/2020	W/R	SIESEL DISTRIBUTING, LLC	1,736.42	10/19/2020
088586	10/12/2020	W/R	SMITHFOODS, INC	3,255.13	10/20/2020
088587	10/12/2020	W/R	SPYDER SIGNS AND GRAPHICS	1,405.00	10/22/2020
088588	10/12/2020	W/R	STONE RIDGE GOLF COURSE	275.00	10/19/2020
088589	10/12/2020	W/R	THE ESKEN GROUP, LLC	1,575.00	10/16/2020
088590	10/12/2020	W/R	PINKELMAN, TRACEY	153.70	10/19/2020
088591	10/12/2020	W/R	WASHINGTON AUTO PARTS	1,345.16	10/21/2020
088592	10/12/2020	W/R	WOLFF BROS. SUPPLY, INC.	398.54	10/16/2020
088593	10/12/2020	B/R	PAPCUN, SHARON	37.45	10/28/2020
088594	10/14/2020	W/R	AMAZON CAPITAL SERVICES	517.71	10/20/2020
088595	10/14/2020	W/R	CHARLES RITTER CO.	89.32	10/19/2020
088596	10/14/2020	W/R	SMITH, GREG	198.48	10/19/2020
088597	10/14/2020	W/R	HAYES, JAMES	776.28	10/19/2020
088598	10/14/2020	W/R	OHIO SCHOOL BD. ASSOC.	60.00	10/29/2020
088599	10/14/2020	W/R	PERFORMING IN EDUCATION LLC	1,782.00	10/30/2020
088600	10/14/2020	W/R	PORTA PHONE COMPANY, INC	107.45	10/26/2020
088601	10/14/2020	W/R	OHIO STATE UNIVERSITY	441.54	10/21/2020
088602	10/14/2020	W/R	THEN DESIGN ARCHITECTURE LTD	183,620.85	10/20/2020
088603	10/15/2020	W/R	AJINOMOTO CAMBROOKE, INC	99.95	10/20/2020
088604	10/15/2020	W/R	AMAZON CAPITAL SERVICES	553.47	10/21/2020
088605	10/15/2020	W/R	AWARDSMITH	84.60	10/26/2020
088606	10/15/2020	W/R	BAKER VEHICLE SYSTEMS, INC.	681.28	10/20/2020
088607	10/15/2020	W/R	BARNES & NOBLE	1,140.48	10/23/2020
088608	10/15/2020	W/W	BALL, BENJAMIN	11.50	
088609	10/15/2020	W/R	BLICK ART MATERIALS	276.05	10/21/2020
088610	10/15/2020	W/R	CHARLES RITTER CO.	361.19	10/20/2020
088611	10/15/2020	W/R	COWLES, CINDY	998.52	10/21/2020
088612	10/15/2020	W/R	CLEARWATER SYSTEMS	160.10	10/27/2020
088613	10/15/2020	W/W	BOND, DAVID A	37.95	
088614	10/15/2020	W/R	DRAIN PRO	155.00	10/26/2020
088615	10/15/2020	W/R	E-CONOLIGHT	367.96	10/23/2020
088616	10/15/2020	W/R	SPELLING OUT DYSLEXIA	225.00	10/23/2020
088617	10/15/2020	W/W	FLUENCY MATTERS	619.50	
088618	10/15/2020	W/R	HILLYARD, INC	5,175.98	10/28/2020
088619	10/15/2020	W/R	INSTITUTE FOR EXCELLENCE	182.00	10/26/2020
088620	10/15/2020	W/R	JOSTEN'S	9.32	10/20/2020
088621	10/15/2020	W/R	KELL ACE HARDWARE	339.24	10/20/2020
088622	10/15/2020	W/R	KIMBALL MIDWEST	15.27	10/20/2020
088623	10/15/2020	W/R	MENARDS	198.36	10/23/2020

Check#	Check Date	Org Sta	Vendor Paid	Check Amount	Status Date
088624	10/15/2020	W/R	MID-OHIO ED. SERVICE CENTER	60.00	10/19/2020
088625	10/15/2020	W/R	MINUTEMAN PRESS	298.56	10/20/2020
088626	10/15/2020	W/R	ACORN DISTRIBUTORS, INC.	298.44	10/20/2020
088627	10/15/2020	W/R	REX'S LAWN CARE	440.00	10/22/2020
088628	10/15/2020	W/R	TOMMELLEO, ROBERT J	13.80	10/23/2020
088629	10/15/2020	W/R	RUMPKE	1,065.47	10/23/2020
088630	10/15/2020	W/R	SCHMIDT SECURITY	110.00	10/21/2020
088631	10/15/2020	W/R	SCHOOL SPECIALTY INC.	294.05	10/21/2020
088632	10/15/2020	W/R	SHARE CORPORATION	3,727.64	10/22/2020
088633	10/15/2020	W/R	SIEMENS INDUSTRY, INC.	1,447.00	10/26/2020
088634	10/15/2020	W/R	STOODT'S FRESH MARKET	34.23	10/20/2020
088635	10/15/2020	W/R	THE CENTER FOR INDIVIDUAL &	622.50	10/22/2020
088636	10/15/2020	W/R	U.S. AWARDS, INC.	1,458.63	10/21/2020
088637	10/15/2020	W/R	WOLFF BROS. SUPPLY, INC.	365.58	10/21/2020
088638	10/16/2020	B/R	CLEAR FORK VALLEY LOCAL	650.00	10/19/2020
088639	10/19/2020	W/R	CARDINAL BUS SALES & SERVICE	1,125.16	10/26/2020
088640	10/19/2020	W/R	CBIZ BENEFITS & INSURANCE	2,750.00	10/26/2020
088641	10/19/2020	W/R	COLE DISTRIBUTING	2,511.27	10/23/2020
088642	10/19/2020	W/R	HEINEMANN	14,964.61	10/26/2020
088643	10/19/2020	W/R	HAYES, JAMES	582.21	10/23/2020
088644	10/19/2020	W/R	MCGRAW-HILL EDUCATION INC	1,300.00	10/23/2020
088645	10/19/2020	W/R	MVD SPORTS	840.00	10/29/2020
088646	10/19/2020	W/W	BIGLEY, REBECCA	110.00	
088647	10/19/2020	W/R	SCHOOL SPECIALTY INC.	329.36	10/26/2020
088648	10/20/2020	W/R	DIRECT ENERGY BUSINESS MARKETI	71.81	10/26/2020
088649	10/20/2020	W/R	RENHILL GROUP, INC.	19,840.13	10/26/2020
088650	10/20/2020	W/R	UCP OF GREATER CLEVELAND	8,400.00	10/28/2020
088651	10/21/2020	W/R	POST MASTER	550.00	10/29/2020
088652	10/21/2020	W/R	AMAZON CAPITAL SERVICES	855.71	10/29/2020
088653	10/21/2020	W/W	ASHLAND CITY SCHOOLS	160.00	
088654	10/21/2020	W/W	AWARDSMITH	499.05	
088655	10/21/2020	W/R	GIONINO'S PIZZERIA	211.95	10/28/2020
088656	10/21/2020	W/R	HYATT PLACE CINCINNATI NE	171.41	10/29/2020
088657	10/21/2020	W/R	KROGER COMPANY	93.14	10/26/2020
088658	10/21/2020	W/R	OHIO STATE GOLF CLUB	140.00	10/26/2020
088659	10/21/2020	W/R	WILSON LANGUAGE TRAINING	320.00	10/27/2020
088660	10/21/2020	W/R	GRADY ENTERPRISES, INC.	1,069.55	10/28/2020
088661	10/23/2020	W/W	AMERICAN ELECTRIC POWER	19,969.52	
088662	10/23/2020	W/R	CDW-G	1,164.96	10/30/2020
088663	10/23/2020	W/R	COLUMBIA GAS OF OHIO	992.37	10/30/2020
088664	10/23/2020	W/R	SPELLING OUT DYSLEXIA	600.00	10/28/2020
088665	10/23/2020	W/R	HAYES, JAMES	776.28	10/29/2020
088666	10/23/2020	W/R	OHIO.NET INTERNET PROVIDERS	494.64	10/27/2020
088667	10/23/2020	W/W	OLENTANGY BOOSTERS	220.00	
088668	10/23/2020	W/R	SC STRATEGIC SOLUTIONS LLC	113.40	10/28/2020
088669	10/23/2020	W/R	SHOOK CONSTRUCTION CO	559,134.34	10/29/2020
088670	10/23/2020	W/R	VERIZON WIRELESS	440.46	10/28/2020
088671	10/23/2020	W/W	ALL OHIO COUNSELORS CONFERENCE	125.00	
088672	10/23/2020	W/W	AMAZON CAPITAL SERVICES	439.78	
088673	10/23/2020	W/W	CDW-G	176,111.94	
088674	10/23/2020	W/W	DAILY BEHAVIORIAL HEALTH	2,737.50	
088675	10/23/2020	W/W	HERFF JONES	583.87	

Check#	Check Date	Org Sta	Vendor Paid	Check Amount	Status Date
088676	10/23/2020	W/W	MEYER, JEFF	50.00	
088677	10/23/2020	W/R	MID-OHIO ED. SERVICE CENTER	668.00	10/28/2020
088678	10/23/2020	W/W	NORTHWEST OHIO WRESTLING	20.00	
088679	10/23/2020	W/W	ORIENTAL TRADING COMPANY	29.99	
088680	10/23/2020	W/W	SCHOLASTIC CLASSROOM MAGAZINES	186.78	
088681	10/23/2020	W/R	STANTON SHEET MUSIC	176.68	10/29/2020
088682	10/23/2020	W/R	STOODT'S FRESH MARKET	56.69	10/29/2020
088683	10/23/2020	W/R	WAL-MART DISCOUNT CITIES	35.68	10/29/2020
088684	10/26/2020	W/W	RICHLAND COUNTY DEPARTMENT OF	502.13	
088685	10/27/2020	W/W	FINDLAY COUNTRY CLUB	250.00	
088686	10/27/2020	W/W	ANDERSON, JAMES	93.75	
088687	10/27/2020	W/W	RICHLAND SWCD	50.00	
088688	10/27/2020	W/W	RIGGLEMAN, RYAN	125.00	
088689	10/27/2020	W/W	CDW-G	76.69	
088690	10/27/2020	W/W	CenturyLink	851.43	
088691	10/27/2020	W/W	COLE DISTRIBUTING	3,349.88	
088692	10/27/2020	W/W	MID-OHIO ED. SERVICE CENTER	250.00	
088693	10/27/2020	W/W	NORTH CENTRAL OHIO ESC	2,029.17	
088694	10/27/2020	W/W	PEARSON EDUCATION	3,148.20	
088695	10/27/2020	W/W	RENWICK, WELSH & BURTON	15,580.00	
088696	10/27/2020	W/W	REX'S LAWN CARE	850.00	
088697	10/27/2020	W/W	SAM'S CLUB	101.70	
088698	10/27/2020	W/W	SCHOOL SPECIALTY INC.	41.00	
088699	10/27/2020	W/W	US BANK	3,716.87	
088700	10/27/2020	W/W	WASHINGTON AUTO PARTS	143.49	
088701	10/29/2020	W/W	AMAZON CAPITAL SERVICES	737.35	
088702	10/29/2020	W/W	BRICKER & ECKLER LLP	1,180.00	
088703	10/29/2020	W/W	BRIDGEWAY ACADEMY	870.00	
088704	10/29/2020	W/W	CDW-G	123,676.60	
088705	10/29/2020	W/W	SPELLING OUT DYSLEXIA	150.00	
088706	10/29/2020	W/W	BLACKWELL, LAILA	43.00	
088707	10/29/2020	W/W	LAKESHORE LEARNING MATERIALS	56.98	
088708	10/29/2020	W/W	MEDINA COUNTY SCHOOLS' ESC	60.00	
088709	10/29/2020	W/W	SAM'S CLUB	418.68	
088710	10/29/2020	W/W	SCHOOL HEALTH CORP.	14.97	
088711	10/29/2020	W/W	STANTON SHEET MUSIC	209.18	
088712	10/29/2020	W/W	STOODT'S FRESH MARKET	59.17	
088713	10/29/2020	W/W	TRANSPORTATION ACCESSORIES CO.	837.42	
088714	10/30/2020	W/W	LEXINGTON ATHLETIC DEPT.	3,320.00	
691567	10/05/2020	C/R	LEXINGTON SCHOOLS - PAYROLL	604,819.71	10/05/2020
691568	10/08/2020	M/M	MEMO-S.E.R.S.	2,841.58	
691569	10/08/2020	M/M	MEMO-S.T.R.S.	6,447.20	
691570	10/12/2020	M/M	GORDON FOOD SERVICE	15,703.05	
691571	10/20/2020	C/R	LEXINGTON SCHOOLS - PAYROLL	607,001.52	10/20/2020
691572	10/19/2020	M/M	ANTHEM BENEFIT SERVICES	377,588.18	
691573	10/19/2020	M/M	MEMO-S.E.R.S.	2,748.59	
691574	10/19/2020	M/M	MEMO-S.T.R.S.	6,447.20	
691575	10/23/2020	M/M	MEMO-MID OHIO ESC	6,692.02	
691576	10/23/2020	M/M	LEXINGTON SCHOOLS - PAYROLL	8,132.63	
691577	10/23/2020	M/M	LEXINGTON SCHOOLS - PAYROLL	8,213.10	
691578	10/29/2020	M/M	RICHLAND BANK - (MEMO FEE)	217.33	
691580	10/31/2020	M/M	MEMO-S.E.R.S.	46,434.00	

Date: 11/03/2020

C H E C K R E G I S T E R
Processing Month: October 2020
LEXINGTON LOCAL SCHOOLS

Page: 5
(CHKREG)

Check#	Check Date	Org Sta	Vendor Paid	Check Amount	Status Date
691581	10/31/2020	M/M	MEMO-S.T.R.S.	123,990.00	
Total Checks Issued				\$ 3,201,377.47	

DATE: 11/03/2020
 TIME: 14:23

LEXINGTON LOCAL SCHOOLS
 TRANS. BY FUND/RCPT, ALL FUNDS
 DATES 10/01/2020 THRU 10/31/2020
 SORTED BY TRANSACTION DATE

PAGE: 1
 (RECLD)

TRANS NO	ITEM NO	TRANS DATE	STS	DESCRIPTION OR SOURCE	TI	FUND	RCPT	SPCC	SUBJ	OPU	TRANS AMOUNT
075348	0001	10/02/2020	A	Preschool tuition	03	001	1211	0000	000000	500	400.00
075349	0001	10/05/2020	A	Preschool tuition	03	001	1211	0000	000000	500	200.00
075352	0001	10/06/2020	A	Preschool tuition	03	001	1211	0000	000000	500	300.00
075366	0001	10/09/2020	A	Tuition	03	001	1211	0000	000000	000	5,723.57
075368	0001	10/09/2020	A	Preschool tuition	03	001	1211	0000	000000	500	300.00
075384	0001	10/14/2020	A	Tuition	03	001	1211	0000	000000	000	1,907.85
075390	0001	10/14/2020	A	Preschool tuition	03	001	1211	0000	000000	500	400.00
075396	0001	10/16/2020	A	Preschool tuition	03	001	1211	0000	000000	500	200.00
075402	0001	10/21/2020	A	Tuition	03	001	1211	0000	000000	000	635.95
075414	0001	10/26/2020	A	Preschool tuition	03	001	1211	0000	000000	500	200.00
RCPT CODE SUB-TOTAL:											10,267.37
075339	0021	10/16/2020	A	JV52 SF-14 SpecEd Tuition	03	001	1223	0000	000000	000	1.34
RCPT CODE SUB-TOTAL:											1.34
075337	0016	10/02/2020	A	Open Enrollment Revenue	03	001	1227	0000	000000	000	200.67
075339	0015	10/16/2020	A	Open Enrollment Revenue	03	001	1227	0000	000000	000	200.67
RCPT CODE SUB-TOTAL:											401.34
075441	0001	10/30/2020	A	Richland Bank Interest	03	001	1410	0000	000000	000	6,246.44
RCPT CODE SUB-TOTAL:											6,246.44
075340	0001	10/02/2020	A	School fees	03	001	1740	0000	000000	200	12.00
075342	0001	10/02/2020	A	School fees	03	001	1740	0000	000000	100	86.00
075351	0001	10/06/2020	A	School fees	03	001	1740	0000	000000	100	102.00
075353	0001	10/06/2020	A	School fees	03	001	1740	0000	000000	300	90.00
075355	0001	10/06/2020	A	School fees	03	001	1740	0000	000000	200	12.00
075370	0001	10/13/2020	A	school fees	03	001	1740	0000	000000	100	65.00
075373	0001	10/13/2020	A	School fees	03	001	1740	0000	000000	200	12.00
075395	0001	10/16/2020	A	School Fees	03	001	1740	0000	000000	200	12.00
075400	0001	10/19/2020	A	School fees	03	001	1740	0000	000000	100	245.00
075411	0001	10/26/2020	A	School fees	03	001	1740	0000	000000	100	80.00
075415	0001	10/26/2020	A	School fees	03	001	1740	0000	000000	300	90.00
075416	0002	10/26/2020	A	School Fees	03	001	1740	0000	000000	400	56.00
075431	0001	10/28/2020	A	School fees	03	001	1740	0000	000000	100	11.00
075433	0001	10/29/2020	A	School fees	03	001	1740	0000	000000	400	28.00
075436	0001	10/30/2020	A	School fees	03	001	1740	0000	000000	100	73.00
075439	0001	10/30/2020	A	HS Fees - Pay For It	03	001	1740	0000	000000	100	307.00
075439	0002	10/30/2020	A	Central Fees - Pay For It	03	001	1740	0000	000000	400	300.00
075439	0003	10/30/2020	A	Jr High Fees - Pay For It	03	001	1740	0000	000000	200	48.00

STATUS (STS) CODES:

A-RECEIPT B-REFUND OF RECEIPT V-VOID REFUND OF RECEIPT X-REDUCTION OF EXPENDITURE
 C-APPROPRIATION OR BUDGET MODIFICATIONS D-EXPENSE/SUPPLIES DISTRIBUTION F-FUND TO FUND TRANSFER

DATE: 11/03/2020
TIME: 14:23

LEXINGTON LOCAL SCHOOLS
TRANS. BY FUND/RCPT, ALL FUNDS
DATES 10/01/2020 THRU 10/31/2020
SORTED BY TRANSACTION DATE

PAGE: 2
(RECLED)

TRANS NO	ITEM NO	TRANS DATE	STS	DESCRIPTION OR SOURCE	TI	FUND	RCPT	SPCC	SUBJ	OPU	TRANS AMOUNT
075439	0004	10/30/2020	A	Eastern Fees - Pay For It	03	001	1740	0000	000000	300	270.00
075439	0005	10/30/2020	A	Western Fees - Pay For It	03	001	1740	0000	000000	500	30.00
RCPT CODE SUB-TOTAL:											1,929.00
075337	0001	10/02/2020	A	Opportunity Grant	03	001	3110	0000	000000	000	288,084.38
075337	0002	10/02/2020	A	Targeted Assistance	03	001	3110	0000	000000	000	32,892.64
075337	0003	10/02/2020	A	K-3 Literacy Funding	03	001	3110	0000	000000	000	5,948.56
075337	0005	10/02/2020	A	Limited English Prof Funding	03	001	3110	0000	000000	000	122.71
075337	0006	10/02/2020	A	Gifted Education Funding	03	001	3110	0000	000000	000	5,092.68
075337	0007	10/02/2020	A	Transportation	03	001	3110	0000	000000	000	22,763.69
075337	0008	10/02/2020	A	Special Education Funding	03	001	3110	0000	000000	000	50,084.00
075337	0009	10/02/2020	A	Graduation Bonus	03	001	3110	0000	000000	000	1,658.97
075337	0010	10/02/2020	A	Third Grade Reading Bonus	03	001	3110	0000	000000	000	994.42
075337	0013	10/02/2020	A	Enrollment Growth Supplement	03	001	3110	0000	000000	000	388.65
075337	0014	10/02/2020	A	Preschool Special Educ Funding	03	001	3110	0000	000000	000	8,197.90
075337	0015	10/02/2020	A	Special Educ Transportation	03	001	3110	0000	000000	000	2,599.12
075339	0001	10/16/2020	A	Opportunity Grant	03	001	3110	0000	000000	000	288,084.38
075339	0002	10/16/2020	A	Targeted Assistance	03	001	3110	0000	000000	000	32,892.64
075339	0003	10/16/2020	A	K-3 Literacy Funding	03	001	3110	0000	000000	000	5,948.56
075339	0005	10/16/2020	A	Limited English Prof Funding	03	001	3110	0000	000000	000	122.71
075339	0006	10/16/2020	A	Gifted Education Funding	03	001	3110	0000	000000	000	5,092.68
075339	0007	10/16/2020	A	Transportation	03	001	3110	0000	000000	000	22,763.69
075339	0008	10/16/2020	A	Special Education Funding	03	001	3110	0000	000000	000	50,084.00
075339	0009	10/16/2020	A	Graduation Bonus	03	001	3110	0000	000000	000	1,658.97
075339	0010	10/16/2020	A	Third Grade Reading Bonus	03	001	3110	0000	000000	000	994.42
075339	0012	10/16/2020	A	Enrollment Growth Supplement	03	001	3110	0000	000000	000	388.65
075339	0013	10/16/2020	A	Preschool Special Educ Funding	03	001	3110	0000	000000	000	8,197.90
075339	0014	10/16/2020	A	Special Educ Transportation	03	001	3110	0000	000000	000	2,599.12
RCPT CODE SUB-TOTAL:											837,655.44
075424	0001	10/29/2020	A	RB for Real Estate - Richland	03	001	3131	0000	000000	000	297,164.37
075424	0002	10/29/2020	A	RB for Emergency Levy - Richla	03	001	3131	0000	000000	000	207,685.75
075424	0009	10/29/2020	A	2 1/2 HMRB Real Est-Richland	03	001	3131	0000	000000	000	59,196.84
075424	0010	10/29/2020	A	2 1/2 HMRB Emerg Levy-Richland	03	001	3131	0000	000000	000	41,372.05
RCPT CODE SUB-TOTAL:											605,419.01
075424	0004	10/29/2020	A	Homestead Real Est - Richland	03	001	3132	0000	000000	000	112,371.90
075424	0005	10/29/2020	A	Homestead Emerg Levy-Richland	03	001	3132	0000	000000	000	78,535.80
RCPT CODE SUB-TOTAL:											190,907.70

STATUS (STS) CODES:

A-RECEIPT B-REFUND OF RECEIPT V-VOID REFUND OF RECEIPT X-REDUCTION OF EXPENDITURE
C-APPROPRIATION OR BUDGET MODIFICATIONS D-EXPENSE/SUPPLIES DISTRIBUTION F-FUND TO FUND TRANSFER

18

DATE: 11/03/2020
TIME: 14:23

LEXINGTON LOCAL SCHOOLS
TRANS. BY FUND/RCPT, ALL FUNDS
DATES 10/01/2020 THRU 10/31/2020
SORTED BY TRANSACTION DATE

PAGE: 3
(RECLD)

TRANS NO	ITEM NO	TRANS DATE	STS	DESCRIPTION OR SOURCE	TI	FUND	RCPT	SPCC	SUBJ	OPU	TRANS AMOUNT
075337	0004	10/02/2020	A	Economic Disadvantaged Funding	03	001	3211	0000	000000	000	2,383.81
075339	0004	10/16/2020	A	Economic Disadvantaged Funding	03	001	3211	0000	000000	000	2,383.81
RCPT CODE SUB-TOTAL:											4,767.62
075337	0011	10/02/2020	A	Career Tech Education Funding	03	001	3219	0000	000000	000	717.70
075339	0011	10/16/2020	A	Career Tech Education Funding	03	001	3219	0000	000000	000	717.70
RCPT CODE SUB-TOTAL:											1,435.40
075434	0001	10/29/2020	A	MEDICAID Recd -10/29	03	001	3300	0000	000000	000	870.31
075434	0002	10/29/2020	A	MEDICAID Recd 10/22	03	001	3300	0000	000000	000	37.35
075434	0003	10/29/2020	A	MEDICAID Recd 10/8	03	001	3300	0000	000000	000	60.55
RCPT CODE SUB-TOTAL:											968.21
075336	0001	10/07/2020	B	MEDICARE REFUND- PAPCUM	03	001	5300	0000	000000	000	48.87-
075338	0001	10/12/2020	B	REFUND- S PAPCUM	03	001	5300	0000	000000	000	37.45-
075426	0001	10/28/2020	A	USAC BEAR - E-Rate pymt	03	001	5300	0000	000000	000	6,620.00
RCPT CODE SUB-TOTAL:											6,533.68
FUND CODE SUB-TOTAL:											1,666,532.55
075424	0006	10/29/2020	A	Homestead for Bond Ret- Richla	03	002	3132	0000	000000	000	45,946.12
RCPT CODE SUB-TOTAL:											45,946.12
FUND CODE SUB-TOTAL:											45,946.12
075424	0003	10/29/2020	A	RB for PI Levy - Richland	03	003	3131	0000	000000	000	26,322.75
075424	0011	10/29/2020	A	2 1/2 HMRB PI Levy-Richland	03	003	3131	0000	000000	000	5,243.76
RCPT CODE SUB-TOTAL:											31,566.51
075424	0007	10/29/2020	A	Homestead for PI Levy-Richland	03	003	3132	0000	000000	000	9,953.87
RCPT CODE SUB-TOTAL:											9,953.87
FUND CODE SUB-TOTAL:											41,520.38

STATUS (STS) CODES:

A-RECEIPT B-REFUND OF RECEIPT V-VOID REFUND OF RECEIPT X-REDUCTION OF EXPENDITURE
C-APPROPRIATION OR BUDGET MODIFICATIONS D-EXPENSE/SUPPLIES DISTRIBUTION F-FUND TO FUND TRANSFER

DATE: 11/03/2020
TIME: 14:23

LEXINGTON LOCAL SCHOOLS
TRANS. BY FUND/RCPT, ALL FUNDS
DATES 10/01/2020 THRU 10/31/2020
SORTED BY TRANSACTION DATE

PAGE: 4
(RECLD)

TRANS NO	ITEM NO	TRANS DATE	STS	DESCRIPTION OR SOURCE	TI	FUND	RCPT	SPCC	SUBJ	OPU	TRANS AMOUNT
075441	0006	10/30/2020	A	LFI Fund	03	004	1410	0000	000000	000	4,127.70
RCPT CODE SUB-TOTAL:											4,127.70
FUND CODE SUB-TOTAL:											4,127.70
075441	0004	10/30/2020	A	Richland Bank Interest	03	006	1410	0000	000000	000	0.00
RCPT CODE SUB-TOTAL:											0.00
075387	0026	10/14/2020	A	HS Breakfast	03	006	1511	0000	000000	100	22.75
075387	0027	10/14/2020	A	Jr. Hi Breakfast	03	006	1511	0000	000000	200	2.00
075387	0028	10/14/2020	A	Eastern Breakfast	03	006	1511	0000	000000	300	6.00
075387	0029	10/14/2020	A	Central Breakfast	03	006	1511	0000	000000	400	0.00
075387	0030	10/14/2020	A	Western Breakfast	03	006	1511	0000	000000	500	3.00
075404	0026	10/16/2020	A	HS Breakfast	03	006	1511	0000	000000	100	9.50
075404	0027	10/16/2020	A	Jr. Hi Breakfast	03	006	1511	0000	000000	200	1.00
075404	0028	10/16/2020	A	Eastern Breakfast	03	006	1511	0000	000000	300	0.75
075404	0029	10/16/2020	A	Central Breakfast	03	006	1511	0000	000000	400	0.00
075404	0030	10/16/2020	A	Western Breakfast	03	006	1511	0000	000000	500	5.00
075417	0026	10/23/2020	A	HS Breakfast	03	006	1511	0000	000000	100	17.10
075417	0027	10/23/2020	A	Jr. Hi Breakfast	03	006	1511	0000	000000	200	2.25
075417	0028	10/23/2020	A	Eastern Breakfast	03	006	1511	0000	000000	300	0.00
075417	0029	10/23/2020	A	Central Breakfast	03	006	1511	0000	000000	400	0.00
075417	0030	10/23/2020	A	Western Breakfast	03	006	1511	0000	000000	500	2.50
075440	0026	10/30/2020	A	HS Breakfast	03	006	1511	0000	000000	100	31.50
075440	0027	10/30/2020	A	Jr. Hi Breakfast	03	006	1511	0000	000000	200	3.00
075440	0028	10/30/2020	A	Eastern Breakfast	03	006	1511	0000	000000	300	2.25
075440	0029	10/30/2020	A	Central Breakfast	03	006	1511	0000	000000	400	0.00
075440	0030	10/30/2020	A	Western Breakfast	03	006	1511	0000	000000	500	8.50
RCPT CODE SUB-TOTAL:											117.10
075387	0001	10/14/2020	A	HS Stu. Type A	03	006	1512	0000	000000	100	0.00
075387	0005	10/14/2020	A	HS ROA Stu. Type A	03	006	1512	0000	000000	100	866.39-
075387	0006	10/14/2020	A	Jr Hi Stu. Type A	03	006	1512	0000	000000	200	0.00
075387	0010	10/14/2020	A	Jr. Hi ROA Stu Type A	03	006	1512	0000	000000	200	231.75-
075387	0011	10/14/2020	A	Eastern Stu. Type A	03	006	1512	0000	000000	300	0.00
075387	0015	10/14/2020	A	Eastern ROA Stu. Type A	03	006	1512	0000	000000	300	253.25-
075387	0016	10/14/2020	A	Central Stu. Type A	03	006	1512	0000	000000	400	0.00
075387	0020	10/14/2020	A	Central ROA Stu. Type A	03	006	1512	0000	000000	400	124.72-
075387	0021	10/14/2020	A	Western Stu. Type A	03	006	1512	0000	000000	500	0.00
075387	0025	10/14/2020	A	Western ROA Stu. Type A	03	006	1512	0000	000000	500	92.50-

STATUS (STS) CODES:

A-RECEIPT B-REFUND OF RECEIPT V-VOID REFUND OF RECEIPT X-REDUCTION OF EXPENDITURE
C-APPROPRIATION OR BUDGET MODIFICATIONS D-EXPENSE/SUPPLIES DISTRIBUTION F-FUND TO FUND TRANSFER

DATE: 11/03/2020
 TIME: 14:23

LEXINGTON LOCAL SCHOOLS
 TRANS. BY FUND/RCPT, ALL FUNDS
 DATES 10/01/2020 THRU 10/31/2020
 SORTED BY TRANSACTION DATE

PAGE: 5
 (RECLD)

TRANS NO	ITEM NO	TRANS DATE	STS	DESCRIPTION OR SOURCE	TI	FUND	RCPT	SPCC	SUBJ	QPU	TRANS AMOUNT
075404	0001	10/16/2020	A	HS Stu. Type A	03	006	1512	0000	000000	100	0.00
075404	0005	10/16/2020	A	HS RDA Stu. Type A	03	006	1512	0000	000000	100	467.20-
075404	0006	10/16/2020	A	Jr Hi Stu. Type A	03	006	1512	0000	000000	200	0.00
075404	0010	10/16/2020	A	Jr. Hi RDA Stu Type A	03	006	1512	0000	000000	200	150.35-
075404	0011	10/16/2020	A	Eastern Stu. Type A	03	006	1512	0000	000000	300	0.00
075404	0015	10/16/2020	A	Eastern RDA Stu. Type A	03	006	1512	0000	000000	300	202.15-
075404	0016	10/16/2020	A	Central Stu. Type A	03	006	1512	0000	000000	400	0.00
075404	0020	10/16/2020	A	Central RDA Stu. Type A	03	006	1512	0000	000000	400	98.42-
075404	0021	10/16/2020	A	Western Stu. Type A	03	006	1512	0000	000000	500	0.00
075404	0025	10/16/2020	A	Western RDA Stu. Type A	03	006	1512	0000	000000	500	50.25-
075417	0001	10/23/2020	A	HS Stu. Type A	03	006	1512	0000	000000	100	0.00
075417	0005	10/23/2020	A	HS RDA Stu. Type A	03	006	1512	0000	000000	100	423.00-
075417	0006	10/23/2020	A	Jr Hi Stu. Type A	03	006	1512	0000	000000	200	0.00
075417	0010	10/23/2020	A	Jr. Hi RDA Stu Type A	03	006	1512	0000	000000	200	109.15-
075417	0011	10/23/2020	A	Eastern Stu. Type A	03	006	1512	0000	000000	300	0.00
075417	0015	10/23/2020	A	Eastern RDA Stu. Type A	03	006	1512	0000	000000	300	100.05-
075417	0016	10/23/2020	A	Central Stu. Type A	03	006	1512	0000	000000	400	0.00
075417	0020	10/23/2020	A	Central RDA Stu. Type A	03	006	1512	0000	000000	400	82.90-
075417	0021	10/23/2020	A	Western Stu. Type A	03	006	1512	0000	000000	500	0.00
075417	0025	10/23/2020	A	Western RDA Stu. Type A	03	006	1512	0000	000000	500	52.55-
075439	0006	10/30/2020	A	HS Lunch - Pay For It	03	006	1512	0000	000000	100	1,161.00
075439	0007	10/30/2020	A	Jr High Lunch - Pay For It	03	006	1512	0000	000000	200	308.78
075439	0008	10/30/2020	A	Eastern Lunch - Pay For It	03	006	1512	0000	000000	300	170.00
075439	0009	10/30/2020	A	Central Lunch - Pay For It	03	006	1512	0000	000000	400	213.00
075439	0010	10/30/2020	A	Western Lunch - Pay For It	03	006	1512	0000	000000	500	30.00
075440	0001	10/30/2020	A	HS Stu. Type A	03	006	1512	0000	000000	100	0.00
075440	0005	10/30/2020	A	HS RDA Stu. Type A	03	006	1512	0000	000000	100	474.71-
075440	0006	10/30/2020	A	Jr Hi Stu. Type A	03	006	1512	0000	000000	200	0.00
075440	0010	10/30/2020	A	Jr. Hi RDA Stu Type A	03	006	1512	0000	000000	200	61.35-
075440	0011	10/30/2020	A	Eastern Stu. Type A	03	006	1512	0000	000000	300	0.00
075440	0015	10/30/2020	A	Eastern RDA Stu. Type A	03	006	1512	0000	000000	300	141.15-
075440	0016	10/30/2020	A	Central Stu. Type A	03	006	1512	0000	000000	400	0.00
075440	0020	10/30/2020	A	Central RDA Stu. Type A	03	006	1512	0000	000000	400	133.30-
075440	0021	10/30/2020	A	Western Stu. Type A	03	006	1512	0000	000000	500	0.00
075440	0025	10/30/2020	A	Western RDA Stu. Type A	03	006	1512	0000	000000	500	68.25-
RCPT CODE SUB-TOTAL:											2,300.61-
075387	0003	10/14/2020	A	HS Stu. Ala Carte	03	006	1513	0000	000000	100	1,153.90
075387	0008	10/14/2020	A	Jr. Hi Stu. Ala Carte	03	006	1513	0000	000000	200	287.75
075387	0013	10/14/2020	A	Eastern Stu. Ala Carte	03	006	1513	0000	000000	300	231.10
075387	0018	10/14/2020	A	Central Stu. Ala Carte	03	006	1513	0000	000000	400	143.60
075387	0023	10/14/2020	A	Western Stu. Ala Carte	03	006	1513	0000	000000	500	98.50
075404	0003	10/16/2020	A	HS Stu. Ala Carte	03	006	1513	0000	000000	100	663.60

STATUS (STS) CODES:

A-RECEIPT B-REFUND OF RECEIPT V-VOID REFUND OF RECEIPT X-REDUCTION OF EXPENDITURE
 C-APPROPRIATION OR BUDGET MODIFICATIONS D-EXPENSE/SUPPLIES DISTRIBUTION F-FUND TO FUND TRANSFER

DATE: 11/03/2020
TIME: 14:23

LEXINGTON LOCAL SCHOOLS
TRANS. BY FUND/RCPT, ALL FUNDS
DATES 10/01/2020 THRU 10/31/2020
SORTED BY TRANSACTION DATE

PAGE: 6
(RECLD)

TRANS NO	ITEM NO	TRANS DATE	STS	DESCRIPTION OR SOURCE	TI	FUND	RCPT	SPCC	SUBJ	OPU	TRANS AMOUNT
075404	0008	10/16/2020	A	Jr. Hi Stu. Ala Carte	03	006	1513	0000	000000	200	195.35
075404	0013	10/16/2020	A	Eastern Stu. Ala Carte	03	006	1513	0000	000000	300	159.10
075404	0018	10/16/2020	A	Central Stu. Ala Carte	03	006	1513	0000	000000	400	115.40
075404	0023	10/16/2020	A	Western Stu. Ala Carte	03	006	1513	0000	000000	500	58.75
075417	0003	10/23/2020	A	HS Stu. ALA Carte	03	006	1513	0000	000000	100	571.65
075417	0008	10/23/2020	A	Jr. Hi Stu. Ala Carte	03	006	1513	0000	000000	200	117.65
075417	0013	10/23/2020	A	Eastern Stu. Ala Carte	03	006	1513	0000	000000	300	114.30
075417	0018	10/23/2020	A	Central Stu. Ala Carte	03	006	1513	0000	000000	400	110.40
075417	0023	10/23/2020	A	Western Stu. Ala Carte	03	006	1513	0000	000000	500	43.25
075440	0003	10/30/2020	A	HS Stu. ALA Carte	03	006	1513	0000	000000	100	597.06
075440	0008	10/30/2020	A	Jr. Hi Stu. Ala Carte	03	006	1513	0000	000000	200	153.85
075440	0013	10/30/2020	A	Eastern Stu. Ala Carte	03	006	1513	0000	000000	300	142.15
075440	0018	10/30/2020	A	Central Stu. Ala Carte	03	006	1513	0000	000000	400	116.60
075440	0023	10/30/2020	A	Western Stu. Ala Carte	03	006	1513	0000	000000	500	61.25

RCPT CODE SUB-TOTAL: 5,135.41

075387	0002	10/14/2020	A	HS Stu. Milk	03	006	1514	0000	000000	100	6.50
075387	0007	10/14/2020	A	Jr. Hi. Stu Milk	03	006	1514	0000	000000	200	9.00
075387	0012	10/14/2020	A	Eastern Stu. Milk	03	006	1514	0000	000000	300	0.50
075387	0017	10/14/2020	A	Central Stu. Milk	03	006	1514	0000	000000	400	2.50
075387	0022	10/14/2020	A	Western Stu. Milk	03	006	1514	0000	000000	500	4.00
075404	0002	10/16/2020	A	HS Stu. Milk	03	006	1514	0000	000000	100	2.50
075404	0007	10/16/2020	A	Jr. Hi. Stu Milk	03	006	1514	0000	000000	200	7.00
075404	0012	10/16/2020	A	Eastern Stu. Milk	03	006	1514	0000	000000	300	1.00
075404	0017	10/16/2020	A	Central Stu. Milk	03	006	1514	0000	000000	400	1.50
075404	0022	10/16/2020	A	Western Stu. Milk	03	006	1514	0000	000000	500	1.00
075417	0002	10/23/2020	A	HS Stu. Milk	03	006	1514	0000	000000	100	4.50
075417	0007	10/23/2020	A	Jr. Hi. Stu Milk	03	006	1514	0000	000000	200	4.50
075417	0012	10/23/2020	A	Eastern Stu. Milk	03	006	1514	0000	000000	300	0.50
075417	0017	10/23/2020	A	Central Stu. Milk	03	006	1514	0000	000000	400	0.50
075417	0022	10/23/2020	A	Western Stu. Milk	03	006	1514	0000	000000	500	1.50
075440	0002	10/30/2020	A	HS Stu. Milk	03	006	1514	0000	000000	100	3.50
075440	0007	10/30/2020	A	Jr. Hi. Stu Milk	03	006	1514	0000	000000	200	4.00
075440	0012	10/30/2020	A	Eastern Stu. Milk	03	006	1514	0000	000000	300	0.00
075440	0017	10/30/2020	A	Central Stu. Milk	03	006	1514	0000	000000	400	0.00
075440	0022	10/30/2020	A	Western Stu. Milk	03	006	1514	0000	000000	500	2.50

RCPT CODE SUB-TOTAL: 57.00

075387	0004	10/14/2020	A	HS Adult Ala Carte	03	006	1523	0000	000000	100	152.15
075387	0009	10/14/2020	A	Jr. Hi Adult Ala Carte	03	006	1523	0000	000000	200	23.00
075387	0014	10/14/2020	A	Eastern Adult Ala Carte	03	006	1523	0000	000000	300	57.50
075387	0019	10/14/2020	A	Central Adult Ala Carte	03	006	1523	0000	000000	400	27.25

STATUS (STS) CODES:

A-RECEIPT B-REFUND OF RECEIPT V-VOID REFUND OF RECEIPT X-REDUCTION OF EXPENDITURE
C-APPROPRIATION OR BUDGET MODIFICATIONS D-EXPENSE/SUPPLIES DISTRIBUTION F-FUND TO FUND TRANSFER

DATE: 11/03/2020
 TIME: 14:23

LEXINGTON LOCAL SCHOOLS
 TRANS. BY FUND/RCPT, ALL FUNDS
 DATES 10/01/2020 THRU 10/31/2020
 SORTED BY TRANSACTION DATE

PAGE: 7
 (RECLED)

TRANS NO	ITEM NO	TRANS DATE	STS	DESCRIPTION OR SOURCE	TI	FUND	RCPT	SPCC	SUBJ	QPU	TRANS AMOUNT
075387	0024	10/14/2020	A	Western Adult Ala Carte	03	006	1523	0000	000000	500	4.25
075404	0004	10/16/2020	A	HS Adult Ala Carte	03	006	1523	0000	000000	100	113.70
075404	0009	10/16/2020	A	Jr. Hi Adult Ala Carte	03	006	1523	0000	000000	200	40.00
075404	0014	10/16/2020	A	Eastern Adult Ala Carte	03	006	1523	0000	000000	300	57.30
075404	0019	10/16/2020	A	Central Adult Ala Carte	03	006	1523	0000	000000	400	31.25
075404	0024	10/16/2020	A	Western Adult Ala Carte	03	006	1523	0000	000000	500	5.50
075417	0004	10/23/2020	A	HS Adult Ala Carte	03	006	1523	0000	000000	100	59.25
075417	0009	10/23/2020	A	Jr. Hi Adult Ala Carte	03	006	1523	0000	000000	200	29.75
075417	0014	10/23/2020	A	Eastern Adult Ala Carte	03	006	1523	0000	000000	300	15.00
075417	0019	10/23/2020	A	Central Adult Ala Carte	03	006	1523	0000	000000	400	24.00
075417	0024	10/23/2020	A	Western Adult Ala Carte	03	006	1523	0000	000000	500	8.50
075440	0004	10/30/2020	A	HS Adult Ala Carte	03	006	1523	0000	000000	100	150.49
075440	0009	10/30/2020	A	Jr. Hi Adult Ala Carte	03	006	1523	0000	000000	200	27.50
075440	0014	10/30/2020	A	Eastern Adult Ala Carte	03	006	1523	0000	000000	300	10.25
075440	0019	10/30/2020	A	Central Adult Ala Carte	03	006	1523	0000	000000	400	19.25
075440	0024	10/30/2020	A	Western Adult Ala Carte	03	006	1523	0000	000000	500	0.00
RCPT CODE SUB-TOTAL:											855.69
075425	0001	10/22/2020	A	Federal Reimb Lunch High	03	006	4120	0000	000000	100	16,321.22
075425	0002	10/22/2020	A	Federal Reimb Lunch Jr High	03	006	4120	0000	000000	200	7,965.50
075425	0003	10/22/2020	A	Federal Reimb Lunch Central	03	006	4120	0000	000000	400	8,398.68
075425	0004	10/22/2020	A	Federal Reimb Lunch East	03	006	4120	0000	000000	300	9,870.06
075425	0005	10/22/2020	A	Federal Reimb Lunch Western	03	006	4120	0000	000000	500	5,459.50
075425	0006	10/22/2020	A	Fed Reimb Breakfast - High	03	006	4120	0000	000000	100	1,226.61
075425	0007	10/22/2020	A	Federal Reimb Breakfast - Jr H	03	006	4120	0000	000000	200	275.72
075425	0008	10/22/2020	A	Federal Reimb Break - Central	03	006	4120	0000	000000	400	1,396.71
075425	0009	10/22/2020	A	Federal Reimb Break - East	03	006	4120	0000	000000	300	1,243.00
075425	0010	10/22/2020	A	Federal Reimb Break - Western	03	006	4120	0000	000000	500	1,968.46
RCPT CODE SUB-TOTAL:											54,125.46
FUND CODE SUB-TOTAL:											57,990.25
075441	0005	10/30/2020	A	Richland Bank Int - Minutemen	03	007	1410	9100	000000	000	68.86
RCPT CODE SUB-TOTAL:											68.86
FUND CODE SUB-TOTAL:											68.86
075441	0003	10/30/2020	A	Richland Bank Int - McCannon	03	007	1410	9800	000000	000	7.00
RCPT CODE SUB-TOTAL:											7.00

STATUS (STS) CODES:

A-RECEIPT B-REFUND OF RECEIPT V-VOID REFUND OF RECEIPT X-REDUCTION OF EXPENDITURE
 C-APPROPRIATION OR BUDGET MODIFICATIONS D-EXPENSE/SUPPLIES DISTRIBUTION F-FUND TO FUND TRANSFER

DATE: 11/03/2020
 TIME: 14:23

LEXINGTON LOCAL SCHOOLS
 TRANS. BY FUND/RCPT, ALL FUNDS
 DATES 10/01/2020 THRU 10/31/2020
 SORTED BY TRANSACTION DATE

PAGE: 8
 (RECLED)

TRANS NO	ITEM NO	TRANS DATE	STS	DESCRIPTION OR SOURCE	TI	FUND	RCPT	SPCC	SUBJ	OPU	TRANS AMOUNT
FUND CODE SUB-TOTAL:											7.00
075441	0007	10/30/2020	A	Classroom Facilities Fund	03	010	1410	0000	000000	000	16,892.30
RCPT CODE SUB-TOTAL:											16,892.30
FUND CODE SUB-TOTAL:											16,892.30
075359	0001	10/06/2020	A	PSAT	03	018	1690	9100	000000	000	17.00
075372	0001	10/13/2020	A	MD Coffee service	03	018	1690	9100	000000	000	60.15
075401	0001	10/19/2020	A	MD Coffee service	03	018	1690	9100	000000	000	51.50
075413	0001	10/26/2020	A	MD Coffee service	03	018	1690	9100	000000	000	40.30
075435	0001	10/30/2020	A	MD Coffee service	03	018	1690	9100	000000	000	47.00
075437	0001	10/30/2020	A	Ohio Pyle	03	018	1690	9100	000000	000	162.51
RCPT CODE SUB-TOTAL:											378.46
FUND CODE SUB-TOTAL:											378.46
075416	0001	10/26/2020	A	School fees princ acct	03	018	1630	9400	000000	000	4.00
075433	0002	10/29/2020	A	School fees princ acct	03	018	1630	9400	000000	000	2.00
RCPT CODE SUB-TOTAL:											6.00
FUND CODE SUB-TOTAL:											6.00
075354	0001	10/06/2020	A	Library fine	03	018	1890	9401	000000	000	5.00
075361	0001	10/07/2020	A	Library fine	03	018	1890	9401	000000	000	6.00
075416	0003	10/26/2020	A	Lost library book	03	018	1890	9401	000000	000	5.00
075433	0003	10/29/2020	A	Library fine	03	018	1890	9401	000000	000	9.00
RCPT CODE SUB-TOTAL:											25.00
FUND CODE SUB-TOTAL:											25.00
075396	0001	10/14/2020	A	Pioneer - Fran Sears	03	018	1890	9501	000000	000	50.00
075405	0005	10/21/2020	A	Western Library donation	03	018	1890	9501	000000	000	25.00
RCPT CODE SUB-TOTAL:											75.00

STATUS (STS) CODES:

A-RECEIPT B-REFUND OF RECEIPT V-VOID REFUND OF RECEIPT X-REDUCTION OF EXPENDITURE
 C-APPROPRIATION OR BUDGET MODIFICATIONS D-EXPENSE/SUPPLIES DISTRIBUTION F-FUND TO FUND TRANSFER

DATE: 11/03/2020
TIME: 14:23

LEXINGTON LOCAL SCHOOLS
TRANS. BY FUND/RCPT, ALL FUNDS
DATES 10/01/2020 THRU 10/31/2020
SORTED BY TRANSACTION DATE

PAGE: 9
(RECLD)

TRANS NO	ITEM NO	TRANS DATE	STS	DESCRIPTION OR SOURCE	TI	FUND	RCPT	SPCC	SUBJ	OPU	TRANS AMOUNT
FUND CODE SUB-TOTAL:											75.00
075354	0002	10/06/2020	A	PTD donation	03	019	1890	9121	000000	000	1,000.00
075367	0003	10/09/2020	A	PTD Recycling-Central	03	019	1890	9121	000000	000	6.63
075405	0003	10/21/2020	A	PTD Recycling-Central	03	019	1890	9121	000000	000	1.08
RCPT CODE SUB-TOTAL:											1,007.71
FUND CODE SUB-TOTAL:											1,007.71
075353	0002	10/06/2020	A	PTD donation	03	019	1890	9122	000000	000	1,000.00
075367	0001	10/09/2020	A	PTD Recycling-Eastern	03	019	1890	9122	000000	000	6.63
075405	0001	10/21/2020	A	PTD Recycling-Eastern	03	019	1890	9122	000000	000	1.07
RCPT CODE SUB-TOTAL:											1,007.70
FUND CODE SUB-TOTAL:											1,007.70
075350	0001	10/05/2020	A	PTD donation	03	019	1890	9123	000000	000	1,000.00
075367	0002	10/09/2020	A	PTD Recycling-Western	03	019	1890	9123	000000	000	6.62
075405	0002	10/21/2020	A	PTD Recycling-Western	03	019	1890	9123	000000	000	1.08
RCPT CODE SUB-TOTAL:											1,007.70
FUND CODE SUB-TOTAL:											1,007.70
075441	0002	10/30/2020	A	Richland Bank Int. 024	03	024	1410	0000	000000	000	23.78
RCPT CODE SUB-TOTAL:											23.78
075341	0001	10/02/2020	A	Mauk Oct Cobra	03	024	1872	0000	000000	000	2,041.38
075382	0001	10/20/2020	A	Employees' Premiums Oct	03	024	1872	0000	000000	000	67,232.27
075383	0001	10/20/2020	A	Board's Premiums Oct	03	024	1872	0000	000000	000	377,588.18
075406	0001	10/23/2020	A	Parker Nov Cobra	03	024	1872	0000	000000	000	2,155.95
RCPT CODE SUB-TOTAL:											449,017.78
FUND CODE SUB-TOTAL:											449,041.56

STATUS (STS) CODES:

A-RECEIPT B-REFUND OF RECEIPT V-VOID REFUND OF RECEIPT X-REDUCTION OF EXPENDITURE
C-APPROPRIATION OR BUDGET MODIFICATIONS D-EXPENSE/SUPPLIES DISTRIBUTION F-FUND TO FUND TRANSFER

DATE: 11/03/2020
 TIME: 14:23

LEXINGTON LOCAL SCHOOLS
 TRANS. BY FUND/RCPT, ALL FUNDS
 DATES 10/01/2020 THRU 10/31/2020
 SORTED BY TRANSACTION DATE

PAGE: 10
 (RECLD)

TRANS NO	ITEM NO	TRANS DATE	STS	DESCRIPTION OR SOURCE	TI	FUND	RCPT	SPCC	SUBJ	OPU	TRANS AMOUNT	
075424	0008	10/29/2020	A	Homestead for PI (.5 Mill)-Ric	03	034	3132	0000	000000	000	2,671.28	
											RCPT CODE SUB-TOTAL:	2,671.28
											FUND CODE SUB-TOTAL:	2,671.28
075371	0001	10/13/2020	A	Key Club dues	03	200	1630	9115	000000	000	100.00	
075399	0001	10/19/2020	A	Key Club dues	03	200	1630	9115	000000	000	190.00	
075430	0001	10/28/2020	A	Key Club Dues	03	200	1630	9115	000000	000	210.25	
											RCPT CODE SUB-TOTAL:	500.25
											FUND CODE SUB-TOTAL:	500.25
075346	0001	10/02/2020	A	Yearbook sales	03	200	1620	9119	000000	000	260.00	
075357	0001	10/06/2020	A	Yearbook sales	03	200	1620	9119	000000	000	65.00	
075369	0001	10/13/2020	A	Yearbook sales	03	200	1620	9119	000000	000	65.00	
075398	0001	10/19/2020	A	Yearbook sales	03	200	1620	9119	000000	000	45.00	
075412	0001	10/26/2020	A	Yearbook sales	03	200	1620	9119	000000	000	65.00	
											RCPT CODE SUB-TOTAL:	500.00
075347	0001	10/02/2020	A	Yearbook sales	03	200	1690	9119	000000	000	1,060.00	
075358	0001	10/06/2020	A	Yearbook ads	03	200	1690	9119	000000	000	1,535.00	
075381	0001	10/13/2020	A	Yearbook ads	03	200	1690	9119	000000	000	830.00	
075397	0001	10/19/2020	A	Ad sales	03	200	1690	9119	000000	000	200.00	
075438	0001	10/30/2020	A	Yearbook Ad sales	03	200	1690	9119	000000	000	640.00	
											RCPT CODE SUB-TOTAL:	4,285.00
											FUND CODE SUB-TOTAL:	4,785.00
075432	0001	10/28/2020	A	NHS Dues	03	200	1630	9121	000000	000	168.00	
											RCPT CODE SUB-TOTAL:	168.00
											FUND CODE SUB-TOTAL:	168.00
075405	0004	10/21/2020	A	Informed Teens - Miliron	03	200	1690	9612	000000	000	16.62	
											RCPT CODE SUB-TOTAL:	16.62
											FUND CODE SUB-TOTAL:	16.62

STATUS (STS) CODES:

A-RECEIPT B-REFUND OF RECEIPT V-VOID REFUND OF RECEIPT X-REDUCTION OF EXPENDITURE
 C-APPROPRIATION OR BUDGET MODIFICATIONS D-EXPENSE/SUPPLIES DISTRIBUTION F-FUND TO FUND TRANSFER

DATE: 11/03/2020
 TIME: 14:23

LEXINGTON LOCAL SCHOOLS
 TRANS. BY FUND/RCPT, ALL FUNDS
 DATES 10/01/2020 THRU 10/31/2020
 SORTED BY TRANSACTION DATE

PAGE: 11
 (RECLD)

TRANS NO	ITEM NO	TRANS DATE	STS	DESCRIPTION DR SOURCE	TI	FUND	RCPT	SPCC	SUBJ	OPU	TRANS AMOUNT
075343	0001	10/02/2020	A	Girls Soccer adm 10/1	03	300	1610	9600	000000	704	620.00
075345	0001	10/02/2020	A	JH VB adm 9/28	03	300	1610	9600	000000	714	228.00
075356	0001	10/06/2020	A	Var FB adm 10/2	03	300	1610	9600	000000	700	2,430.00
075362	0001	10/07/2020	A	Var VB adm 10/5	03	300	1610	9600	000000	702	395.00
075362	0002	10/07/2020	A	Var VB adm 10/6	03	300	1610	9600	000000	702	460.00
075363	0001	10/07/2020	A	Boys soccer adm 10/7	03	300	1610	9600	000000	703	640.00
075365	0001	10/07/2020	A	Girls Soccer adm 10/5	03	300	1610	9600	000000	704	365.00
075374	0001	10/13/2020	A	JH VB adm 10/8	03	300	1610	9600	000000	714	231.00
075375	0001	10/13/2020	A	Girls soccer adm 10/7	03	300	1610	9600	000000	704	455.00
075376	0001	10/13/2020	A	JH FB adm 10/7	03	300	1610	9600	000000	713	525.00
075377	0001	10/13/2020	A	JV FB adm 10/10	03	300	1610	9600	000000	700	585.00
075378	0001	10/13/2020	A	Boys Soccer adm 10/10	03	300	1610	9600	000000	703	650.00
075379	0001	10/13/2020	A	Boys Soccer adm 10/8	03	300	1610	9600	000000	703	685.00
075380	0001	10/13/2020	A	Girls soccer adm 10/10	03	300	1610	9600	000000	704	795.00
075388	0001	10/16/2020	B	10/16 FOOTBALL TICKET SALES	03	300	1610	9600	000000	700	650.00
075392	0001	10/16/2020	A	VB Adm 10/14	03	300	1610	9600	000000	702	435.00
075393	0001	10/16/2020	A	Girls soccer adm 10/12	03	300	1610	9600	000000	704	280.00
075394	0001	10/16/2020	A	VB Adm 10/12	03	300	1610	9600	000000	702	305.00
075408	0001	10/23/2020	A	FB Adm Presale 10/17	03	300	1610	9600	000000	700	650.00
075409	0001	10/23/2020	A	FB Adm 10/17	03	300	1610	9600	000000	700	645.00
075410	0001	10/23/2020	A	Freshman FB Adm 10/17	03	300	1610	9600	000000	700	500.00
075428	0001	10/27/2020	A	FB Adm 10/23	03	300	1610	9600	000000	700	1,895.00
075429	0001	10/27/2020	A	JV FB adm 10/24	03	300	1610	9600	000000	700	505.00
RCPT CODE SUB-TOTAL:											13,629.00
075364	0003	10/07/2020	A	Program Sales Var fb 10/2	03	300	1620	9600	000000	700	104.00
075427	0001	10/27/2020	A	Program sales	03	300	1620	9600	000000	000	44.00
RCPT CODE SUB-TOTAL:											148.00
075364	0002	10/07/2020	A	Program Ad	03	300	1690	9600	000000	000	97.50
075391	0002	10/16/2020	A	Patrons	03	300	1690	9600	000000	000	50.00
075391	0003	10/16/2020	A	Program ads	03	300	1690	9600	000000	000	542.50
075407	0001	10/23/2020	A	Patron ads	03	300	1690	9600	000000	000	325.00
RCPT CODE SUB-TOTAL:											1,015.00
075344	0001	10/02/2020	A	Boys Golf entry fee	03	300	1890	9600	000000	706	570.00
075344	0001	10/07/2020	A	Boys Golf entry fee	03	300	1890	9600	000000	706	570.00
075391	0001	10/16/2020	A	Boys golf entry fee	03	300	1890	9600	000000	706	285.00
075407	0002	10/23/2020	A	Girls golf entry fees	03	300	1890	9600	000000	706	525.00
RCPT CODE SUB-TOTAL:											1,950.00
FUND CODE SUB-TOTAL:											16,742.00

STATUS (STS) CODES:

A-RECEIPT B-REFUND OF RECEIPT V-VOID REFUND OF RECEIPT X-REDUCTION OF EXPENDITURE
 C-APPROPRIATION OR BUDGET MODIFICATIONS D-EXPENSE/SUPPLIES DISTRIBUTION F-FUND TO FUND TRANSFER

DATE: 11/03/2020
TIME: 14:23

LEXINGTON LOCAL SCHOOLS
TRANS. BY FUND/RCPT, ALL FUNDS
DATES 10/01/2020 THRU 10/31/2020
SORTED BY TRANSACTION DATE

PAGE: 12
(RECELD)

TRANS NO	ITEM NO	TRANS DATE	STS DESCRIPTION OR SOURCE	T1 FUND	RCPT	SPCC	SUBJ	OPU	TRANS AMOUNT
075418	0001	10/26/2020	A Network Connectivity Revenue	03	451	3219	9021	000000 000	4,500.00
									RCPT CODE SUB-TOTAL: 4,500.00
									FUND CODE SUB-TOTAL: 4,500.00
075337	0012	10/02/2020	A Student Wellness and Success	03	467	3219	0000	000000 000	120,664.00
									RCPT CODE SUB-TOTAL: 120,664.00
									FUND CODE SUB-TOTAL: 120,664.00
075421	0001	10/29/2020	A IDEA-8 Revenue	03	516	4220	9021	000000 000	59,663.27
									RCPT CODE SUB-TOTAL: 59,663.27
									FUND CODE SUB-TOTAL: 59,663.27
075389	0001	10/23/2020	A Title I - Acct Corr	03	572	4220	9020	000000 000	2,539.95-
									RCPT CODE SUB-TOTAL: 2,539.95-
									FUND CODE SUB-TOTAL: 2,539.95-
075389	0002	10/23/2020	A Title I - Acct Corr	03	572	4220	9021	000000 000	2,539.95
075420	0001	10/29/2020	A Title I Revenue	03	572	4220	9021	000000 000	37,892.81
									RCPT CODE SUB-TOTAL: 40,432.76
									FUND CODE SUB-TOTAL: 40,432.76
075419	0001	10/28/2020	A ECSE Revenue	03	587	4220	9021	000000 000	2,180.80
									RCPT CODE SUB-TOTAL: 2,180.80
									FUND CODE SUB-TOTAL: 2,180.80
075423	0001	10/29/2020	A Title II-A Revenue	03	590	4220	9021	000000 000	9,623.99

STATUS (STS) CODES:

A-RECEIPT B-REFUND OF RECEIPT V-VOID REFUND OF RECEIPT X-REDUCTION OF EXPENDITURE
C-APPROPRIATION OR BUDGET MODIFICATIONS D-EXPENSE/SUPPLIES DISTRIBUTION F-FUND TO FUND TRANSFER

JF

DATE: 11/03/2020
 TIME: 14:23

LEXINGTON LOCAL SCHOOLS
 TRANS. BY FUND/RCPT, ALL FUNDS
 DATES 10/01/2020 THRU 10/31/2020
 SORTED BY TRANSACTION DATE

PAGE: 13
 (RECD)

TRANS NO	ITEM NO	TRANS DATE	STS DESCRIPTION OR SOURCE	TI	FUND	RCPT	SPCC	SUBJ	OPU	TRANS AMOUNT	
										RCPT CODE SUB-TOTAL:	9,623.99
										FUND CODE SUB-TOTAL:	9,623.99
075422	0001	10/29/2020	A Title IV Revenue	03	599	4220	9021	000000	000		3,887.88
										RCPT CODE SUB-TOTAL:	3,887.88
										FUND CODE SUB-TOTAL:	3,887.88
										GRAND TOTAL:	2,548,930.19

STATUS (STS) CODES:

A-RECEIPT B-REFUND OF RECEIPT V-VOID REFUND OF RECEIPT X-REDUCTION OF EXPENDITURE
 C-APPROPRIATION OR BUDGET MODIFICATIONS D-EXPENSE/SUPPLIES DISTRIBUTION F-FUND TO FUND TRANSFER

Date: 11/03/20
Time: 2:23 pm

LEXINGTON LOCAL SCHOOLS
Revenue Account Summary
SORTED BY FUND-SCC/ACCT

Page: 1
(REVSUM)

	FYTD Receivable	FYTD Actual Receipts	NTD Actual Receipts	YTD Actual Receipts	FYTD Balance Receivable	FYTD Percent Received
*****TOTAL FOR FUND-SCC 001 0000 (GENERAL FUND):	24,492,649.00	9,711,082.41	1,666,532.55	22,464,813.59	14,781,566.59	39.65
*****TOTAL FOR FUND-SCC 002 0000 (BOND RETIREMENT FUND):	3,169,000.00	1,411,334.42	45,946.12	3,167,598.21	1,757,665.58	44.54
*****TOTAL FOR FUND-SCC 003 0000 (PERMANENT IMPROVEMENT FUND):	724,334.00	330,464.62	41,520.38	731,761.17	393,869.38	45.62
*****TOTAL FOR FUND-SCC 004 0000 (LFI BUILDING FUND):	100,000.00	89,850.61	4,127.70	165,032.67	10,149.39	89.85
*****TOTAL FOR FUND-SCC 006 0000 (FOOD SERVICE FUND):	715,727.00	70,440.02	57,990.25	498,017.93	645,286.98	9.84
*****TOTAL FOR FUND-SCC 007 9100 (LEXINGTON MINUTEMEN ACADEMIC SCHOLARSHIP FUND):	11,000.00	3,012.69	68.86	14,173.35	7,987.31	27.39
*****TOTAL FOR FUND-SCC 007 9800 (TERRY McCAMMON SCHOLARSHIP FUND):	295.00	36.38	7.00	604.40	258.62	12.33
*****TOTAL FOR FUND-SCC 010 0000 (CLASSROOM FACILITIES CONSTRUCTION FUND):	400,000.00	367,314.63	16,892.30	675,498.10	32,685.37	91.83
*****TOTAL FOR FUND-SCC 01B 9100 (HIGH SCHOOL PRINCIPAL'S FUND):	9,900.00	3,045.94	378.46	5,297.28	6,854.06	30.77
*****TOTAL FOR FUND-SCC 01B 9101 (HIGH SCHOOL FLOWER FUND):	150.00	0.00	0.00	104.00	150.00	0.00

*** NOTE!! ONLY ACTIVE ACCOUNTS HAVE BEEN SELECTED, TOTALS MAY EXCLUDE AMOUNTS THAT ARE RELATED TO INACTIVE ACCOUNTS. ***

LEXINGTON LOCAL SCHOOLS
 Revenue Account Summary
 SORTED BY FUND-SCC/ACCT

	FYTD Actual Receipts	NTD Actual Receipts	YTD Actual Receipts	FYTD Balance Receivable	FYTD Percent Received
*****TOTAL FOR FUND-SCC 018 9200 (JUNIOR HIGH PRINCIPAL'S FUND):	5,100.00	5.00	0.00	5,095.00	0.10
*****TOTAL FOR FUND-SCC 018 9300 (EASTERN PRINCIPAL'S FUND):	2,500.00	1,000.01	0.00	1,499.99	40.00
*****TOTAL FOR FUND-SCC 018 9301 (EASTERN ELEMENTARY BOOKFAIR/BOXTOPS FUND):	6,500.00	0.00	0.00	6,500.00	0.00
*****TOTAL FOR FUND-SCC 018 9303 (EASTERN RUN CLUB):	1,250.00	790.00	0.00	460.00	63.20
*****TOTAL FOR FUND-SCC 018 9400 (CENTRAL PRINCIPAL'S FUND):	4,600.00	383.82	6.00	4,216.18	8.34
*****TOTAL FOR FUND-SCC 018 9401 (CENTRAL ELEMENTARY BOOKFAIR FUND):	4,000.00	47.00	25.00	3,953.00	1.18
*****TOTAL FOR FUND-SCC 018 9500 (WESTERN PRINCIPAL'S FUND):	6,000.00	1,750.18	0.00	4,249.82	29.17
*****TOTAL FOR FUND-SCC 018 9501 (WESTERN ELEMENTARY BOOKFAIR/BOXTOPS FUND):	5,000.00	1,140.00	75.00	3,860.00	22.80
*****TOTAL FOR FUND-SCC 019 9121 (CENTRAL ELEMENTARY PTO GRANTS):	1,100.00	1,017.52	1,007.71	82.48	92.50
*****TOTAL FOR FUND-SCC 019 9122 (EASTERN ELEMENTARY PTO GRANTS):	1,100.00	1,017.50	1,007.70	82.50	92.50

*** NOTE!! ONLY ACTIVE ACCOUNTS HAVE BEEN SELECTED, TOTALS MAY EXCLUDE AMOUNTS THAT ARE RELATED TO INACTIVE ACCOUNTS. ***

LEXINGTON LOCAL SCHOOLS
 Revenue Account Summary
 SORTED BY FUND-SCC/ACCT

	FYTD Receivable	FYTD Actual Receipts	HTD Actual Receipts	YTD Actual Receipts	FYTD Balance Receivable	FYTD Percent Received
*****TOTAL FOR FUND-SCC 019 9123 (WESTERN ELEMENTARY PTO GRANTS):	1,100.00	1,017.50	1,007.70	1,055.11	82.50	92.50
*****TOTAL FOR FUND-SCC 019 9220 (RICH CO FOUND-LEGS AND BUILDING BLOCKS):	0.00	0.00	0.00	55.21-	0.00	0.00
*****TOTAL FOR FUND-SCC 019 9222 (RICH CO FOUND-ONE BIG HAPPY FAMILY):	688.74	688.74	0.00	688.74	0.00	100.00
*****TOTAL FOR FUND-SCC 019 9223 (RICH CO FOUND-MAKER MAVEN STEM):	1,250.00	1,250.00	0.00	1,250.00	0.00	100.00
*****TOTAL FOR FUND-SCC 019 9224 (RICH CO FOUND-STEM SNAP CIRCUITS):	1,478.21	1,478.21	0.00	1,478.21	0.00	100.00
*****TOTAL FOR FUND-SCC 022 9601 (OHSAA TOURNAMENT AGENCY FUND):	19,628.00	125.00	0.00	2,602.62	19,503.00	0.64
*****TOTAL FOR FUND-SCC 024 0000 (EMPLOYEE BENEFITS FUND FOR MEDICAL/DENTAL):	4,975,263.00	1,793,336.58	449,041.56	4,098,605.77	3,181,926.42	36.05
*****TOTAL FOR FUND-SCC 034 0000 (DFCC PROJECT MAINTENANCE FUND):	184,000.00	82,054.39	2,671.28	184,162.79	101,945.61	44.59
*****TOTAL FOR FUND-SCC 200 9101 (HIGH SCHOOL ART CLUB):	279.00	0.00	0.00	278.70	279.00	0.00
*****TOTAL FOR FUND-SCC 200 9102 (HIGH SCHOOL DRAMA CLUB):	11,500.00	104.00-	0.00	508.73	11,604.00	0.90-

*** NOTE!! ONLY ACTIVE ACCOUNTS HAVE BEEN SELECTED, TOTALS MAY EXCLUDE AMOUNTS THAT ARE RELATED TO INACTIVE ACCOUNTS. ***

Date: 11/03/20
 Time: 2:23 pm

LEXINGTON LOCAL SCHOOLS
 Revenue Account Summary
 SORTED BY FUND-SCC/ADCT

	FYTD Receivable	FYTD Actual Receipts	MTD Actual Receipts	YTD Actual Receipts	FYTD Balance Receivable	FYTD Percent Received
*****TOTAL FOR FUND-SCC 200 9105 (HIGH SCHOOL FRENCH CLUB):	45.00	0.00	0.00	0.00	45.00	0.00
*****TOTAL FOR FUND-SCC 200 9107 (HIGH SCHOOL SPANISH CLUB):	150.00	0.00	0.00	0.00	150.00	0.00
*****TOTAL FOR FUND-SCC 200 9108 (HIGH SCHOOL LEO CLUB):	600.00	0.00	0.00	28.92	600.00	0.00
*****TOTAL FOR FUND-SCC 200 9114 (HIGH SCHOOL STUDENT COUNCIL FUND):	2,500.00	0.00	0.00	30.00	2,500.00	0.00
*****TOTAL FOR FUND-SCC 200 9115 (HIGH SCHOOL KEY CLUB):	3,000.00	500.25	500.25	700.25	2,499.75	16.68
*****TOTAL FOR FUND-SCC 200 9119 (HIGH SCHOOL YEARBOOK FUND):	16,500.00	6,400.00	4,785.00	7,055.00	10,100.00	38.79
*****TOTAL FOR FUND-SCC 200 9121 (HIGH SCHOOL NATIONAL HONOR SOCIETY):	2,500.00	168.00	168.00	178.00	2,332.00	6.72
*****TOTAL FOR FUND-SCC 200 9201 (JUNIOR HIGH ART CLUB):	75.00	178.15	0.00	178.15	103.15	237.53
*****TOTAL FOR FUND-SCC 200 9204 (JUNIOR HIGH STUDENT COUNCIL FUND):	1,317.00	0.00	0.00	725.25	1,317.00	0.00
*****TOTAL FOR FUND-SCC 200 9301 (EASTERN ELEMENTARY STUDENT ACTIVITY FUND):	1,500.00	0.00	0.00	0.00	1,500.00	0.00

*** NOTE!! ONLY ACTIVE ACCOUNTS HAVE BEEN SELECTED, TOTALS MAY EXCLUDE AMOUNTS THAT ARE RELATED TO INACTIVE ACCOUNTS. ***

	FYTD Receivable	FYTD Actual Receipts	MTD Actual Receipts	YTD Actual Receipts	FYTD Balance Receivable	FYTD Percent Received
*****TOTAL FOR FUND-SCC 200 9302 (EASTERN ELEMENTARY ROBOTICS FUND):	850.00	0.00	0.00	0.00	850.00	0.00
*****TOTAL FOR FUND-SCC 200 9612 (JUNIOR HIGH INFORMED TEENS FUND):	1,000.00	16.62	16.62	48.84	983.38	1.66
*****TOTAL FOR FUND-SCC 300 9116 (CHOIR):	300.00	0.00	0.00	300.00	300.00	0.00
*****TOTAL FOR FUND-SCC 300 9206 (JUNIOR HIGH PHYS ED DEPARTMENT FUND):	2,800.00	0.00	0.00	950.00	2,800.00	0.00
*****TOTAL FOR FUND-SCC 300 9600 (ATHLETIC FUND):	196,500.00	48,519.00	16,742.00	121,664.70	127,981.00	34.87
*****TOTAL FOR FUND-SCC 300 9601 (ATHLETIC CAPITAL FUND):	25,000.00	0.00	0.00	0.00	25,000.00	0.00
*****TOTAL FOR FUND-SCC 451 9020 (Network Connectivity FY 2020):	0.00	0.00	0.00	4,500.00	0.00	0.00
*****TOTAL FOR FUND-SCC 451 9021 (Network Connectivity FY 2021):	9,000.00	4,500.00	4,500.00	4,500.00	4,500.00	50.00
*****TOTAL FOR FUND-SCC 467 0000 (STUDENT WELLNESS AND SUCCESS FUND):	313,072.28	120,664.00	120,664.00	277,140.06	192,408.28	38.54
*****TOTAL FOR FUND-SCC 499 9021 (SCHOOL SAFETY GRANT FY21):	10,500.00	0.00	0.00	0.00	10,500.00	0.00

*** NOTE!! ONLY ACTIVE ACCOUNTS HAVE BEEN SELECTED, TOTALS MAY EXCLUDE AMOUNTS THAT ARE RELATED TO INACTIVE ACCOUNTS. ***

	FYTD Receivable	FYTD Actual Receipts	MTD Actual Receipts	YTD Actual Receipts	FYTD Balance Receivable	FYTD Percent Received
*****TOTAL FOR FUND-SCC 499 9121 (SCHOOL BUS PURCHASE PROGRAM):	42,925.71	0.00	0.00	0.00	42,925.71	0.00
*****TOTAL FOR FUND-SCC 507 9021 (ESSER FUNDING FY21):	237,635.10	221,917.59	0.00	221,917.59	15,717.59	93.39
*****TOTAL FOR FUND-SCC 510 9021 (CRF FUNDING FY21):	118,824.75	25,963.14	0.00	25,963.14	92,861.61	21.85
*****TOTAL FOR FUND-SCC 516 9020 (IDEA-B SPECIAL EDUCATION FY20):	34,158.24	34,158.24	0.00	242,939.94	0.00	100.00
*****TOTAL FOR FUND-SCC 516 9021 (IDEA-B SPECIAL EDUCATION FY21):	585,490.44	77,973.21	59,663.27	77,973.21	507,517.23	13.32
*****TOTAL FOR FUND-SCC 572 9020 (TITLE I FY20):	37,225.31	34,685.36	2,539.95-	182,256.57	2,539.95	93.18
*****TOTAL FOR FUND-SCC 572 9021 (TITLE I FY21):	266,587.05	53,466.61	40,432.76	53,466.61	213,120.44	20.06
*****TOTAL FOR FUND-SCC 587 9020 (EARLY CHILDHOOD SPECIAL EDUCATION IDEA FY20):	3,304.44	3,304.44	0.00	17,182.87	0.00	100.00
*****TOTAL FOR FUND-SCC 587 9021 (EARLY CHILDHOOD SPECIAL EDUCATION IDEA FY21):	15,122.45	2,180.80	2,180.80	2,180.80	12,941.65	14.42
*****TOTAL FOR FUND-SCC 590 9020 (TITLE II-A IMPROVING TEACHER QUALITY FY20):	0.00	0.00	0.00	33,392.11	0.00	0.00

*** NOTE!! ONLY ACTIVE ACCOUNTS HAVE BEEN SELECTED, TOTALS MAY EXCLUDE AMOUNTS THAT ARE RELATED TO INACTIVE ACCOUNTS. ***

LEXINGTON LOCAL SCHOOLS
 Revenue Account Summary
 SORTED BY FUND-SCC/ACCT

	FYTD Receivable	FYTD Actual Receipts	MTD Actual Receipts	YTD Actual Receipts	FYTD Balance Receivable	FYTD Percent Received
*****TOTAL FOR FUND-SCC 590 9021 (TITLE II-A IMPROVING TEACHER QUALITY FY21):	52,936.51	14,977.17	9,623.99	14,977.17	37,959.34	28.29
*****TOTAL FOR FUND-SCC 599 9020 (TITLE IV FY20):	0.00	0.00	0.00	5,564.00	0.00	0.00
*****TOTAL FOR FUND-SCC 599 9021 (TITLE IV FY21):	30,138.07	20,000.00	3,887.88	20,000.00	10,138.07	66.36
*****GRAND TOTALS:	36,866,949.38	14,563,151.75	2,548,930.19	33,339,461.60	22,303,797.63	39.50

*** NOTE!! ONLY ACTIVE ACCOUNTS HAVE BEEN SELECTED, TOTALS MAY EXCLUDE AMOUNTS THAT ARE RELATED TO INACTIVE ACCOUNTS. ***

LEXINGTON LOCAL SCHOOLS
Appropriation Account Summary
SORTED BY FUND-SCC/ACCT

FYTD Appropriated	Prior FY Carryover Encumbrances	FYTD Expendable	FYTD Actual Expenditures	NTD Actual Expenditures	Current + Future Encumbrances	FYTD Remaining Balance	FYTD Percent Exp/Enc
*****TOTAL FOR FUND-SCC 001 0000 (GENERAL FUND):							
26,167,897.00	269,184.22	26,437,081.22	8,114,062.42	1,995,773.23	1,876,693.16	16,446,325.64	37.79
*****TOTAL FOR FUND-SCC 002 0000 (BOND RETIREMENT FUND):							
5,017,331.26	0.00	5,017,331.26	4,008,017.18	0.00	965,853.13	43,460.95	99.13
*****TOTAL FOR FUND-SCC 003 0000 (PERMANENT IMPROVEMENT FUND):							
725,000.00	28,616.47	753,616.47	325,729.11	225,193.61	89,984.80	337,902.56	55.16
*****TOTAL FOR FUND-SCC 004 0000 (LFI BUILDING FUND):							
10,092,430.78	881,259.00	10,973,689.78	215,004.00	165,421.75	2,808,746.91	7,949,938.87	27.55
*****TOTAL FOR FUND-SCC 006 0000 (FOOD SERVICE FUND):							
718,008.01	1,444.00	719,452.01	221,836.18	66,531.17	205,225.89	292,389.94	59.36
*****TOTAL FOR FUND-SCC 007 9100 (LEXINGTON MINUTEMEN ACADEMIC SCHOLARSHIP FUND):							
15,500.00	3,000.00	18,500.00	2,000.00	0.00	1,000.00	15,500.00	16.22
*****TOTAL FOR FUND-SCC 010 0000 (CLASSROOM FACILITIES CONSTRUCTION FUND):							
42,866,140.46	2,009,659.15	44,875,799.61	855,600.17	639,881.43	3,454,779.37	40,565,420.07	9.61
*****TOTAL FOR FUND-SCC 018 9100 (HIGH SCHOOL PRINCIPAL'S FUND):							
10,604.30	0.00	10,604.30	719.75	244.75	8,703.18	1,181.37	88.86
*****TOTAL FOR FUND-SCC 018 9101 (HIGH SCHOOL FLOWER FUND):							
209.00	0.00	209.00	0.00	0.00	0.00	209.00	0.00
*****TOTAL FOR FUND-SCC 018 9200 (JUNIOR HIGH PRINCIPAL'S FUND):							
5,412.67	5,880.00	11,292.67	0.00	0.00	11,760.00	467.33-	104.14

*** NOTE!! ONLY ACTIVE ACCOUNTS HAVE BEEN SELECTED, TOTALS MAY EXCLUDE AMOUNTS THAT ARE RELATED TO INACTIVE ACCOUNTS. ***

Date: 11/03/20
 Time: 2:23 pm

LEXINGTON LOCAL SCHOOLS
 Appropriation Account Summary
 SORTED BY FUND-SCC/ACCT

Page: 2
 (APPSUM)

FYTD Appropriated	Prior FY Carryover Encumbrances	FYTD Expendable	FYTD Actual Expenditures	MTD Actual Expenditures	Current + Future Encumbrances	FYTD Remaining Balance	FYTD Percent Exp/Enc
*****TOTAL FOR FUND-SCC 018 9300 (EASTERN PRINCIPAL'S FUND):							
3,401.48	426.40	3,827.88	757.93	186.78	228.27	2,041.68	25.76
*****TOTAL FOR FUND-SCC 018 9301 (EASTERN ELEMENTARY BOOKFAIR/BOXTOPS FUND):							
10,397.27	0.00	10,397.27	0.00	0.00	0.00	10,397.27	0.00
*****TOTAL FOR FUND-SCC 018 9302 (EASTERN ELEMENTARY MATH):							
1,036.52	0.00	1,036.52	0.00	0.00	0.00	1,036.52	0.00
*****TOTAL FOR FUND-SCC 018 9303 (EASTERN RUN CLUB):							
1,771.83	0.00	1,771.83	815.10	815.10	384.90	571.83	67.73
*****TOTAL FOR FUND-SCC 018 9400 (CENTRAL PRINCIPAL'S FUND):							
7,500.00	1,282.91	8,782.91	1,128.35	0.00	1,419.56	6,235.00	29.01
*****TOTAL FOR FUND-SCC 018 9401 (CENTRAL ELEMENTARY BOOKFAIR FUND):							
6,500.00	56.72	6,556.72	394.85	285.39	261.87	5,900.00	10.02
*****TOTAL FOR FUND-SCC 018 9402 (CENTRAL ELEMENTARY ART):							
1,500.00	0.00	1,500.00	0.00	0.00	0.00	1,500.00	0.00
*****TOTAL FOR FUND-SCC 018 9500 (WESTERN PRINCIPAL'S FUND):							
9,500.00	201.50	9,701.50	66.98	0.00	311.50	9,323.02	3.90
*****TOTAL FOR FUND-SCC 018 9501 (WESTERN ELEMENTARY BOOKFAIR/BOXTOPS FUND):							
6,500.00	0.00	6,500.00	0.00	0.00	0.00	6,500.00	0.00
*****TOTAL FOR FUND-SCC 018 9503 (WESTERN ELEMENTARY ART):							
1,986.42	0.00	1,986.42	0.00	0.00	0.00	1,986.42	0.00

*** NOTE!! ONLY ACTIVE ACCOUNTS HAVE BEEN SELECTED, TOTALS MAY EXCLUDE AMOUNTS THAT ARE RELATED TO INACTIVE ACCOUNTS. ***

28

LEXINGTON LOCAL SCHOOLS
 Appropriation Account Summary
 SORTED BY FUND-SCC/ACCT

FYTD Appropriated	Prior FY Carryover Encumbrances	FYTD Expendable	FYTD Actual Expenditures	MTD Actual Expenditures	Current + Future Encumbrances	FYTD Remaining Balance	FYTD Percent Exp/Enc
*****TOTAL FOR FUND-SCC 019 9901 (JUNIOR HIGH TEACHER ADVISORY FUND):							
109.25	0.00	109.25	0.00	0.00	0.00	109.25	0.00
*****TOTAL FOR FUND-SCC 019 9001 (ACADEMIC BOOSTERS GRANTS):							
769.07	0.00	769.07	0.00	0.00	0.00	769.07	0.00
*****TOTAL FOR FUND-SCC 019 9121 (CENTRAL ELEMENTARY PTO GRANTS):							
2,306.26	443.64	2,749.90	342.46	0.00	601.18	1,806.26	34.32
*****TOTAL FOR FUND-SCC 019 9122 (EASTERN ELEMENTARY PTO GRANTS):							
2,401.33	0.00	2,401.33	0.00	0.00	0.00	2,401.33	0.00
*****TOTAL FOR FUND-SCC 019 9123 (WESTERN ELEMENTARY PTO GRANTS):							
3,139.13	0.00	3,139.13	0.00	0.00	0.00	3,139.13	0.00
*****TOTAL FOR FUND-SCC 019 9200 (RICHLAND COUNTY FOUNDATION GRANT PLAYGROUND):							
200.00	0.00	200.00	0.00	0.00	0.00	200.00	0.00
*****TOTAL FOR FUND-SCC 019 9218 (RICH CO FOUND-WRITE STUFF STEAM KIT):							
52.93	0.00	52.93	0.00	0.00	0.00	52.93	0.00
*****TOTAL FOR FUND-SCC 019 9221 (RICH CO FOUND-SCIENCE DISCOVERY BINS):							
0.95	0.00	0.95	0.00	0.00	0.00	0.95	0.00
*****TOTAL FOR FUND-SCC 019 9222 (RICH CO FOUND-ONE BIG HAPPY FAMILY):							
688.74	0.00	688.74	0.00	0.00	0.00	688.74	0.00
*****TOTAL FOR FUND-SCC 019 9223 (RICH CO FOUND-MAKER MAVEN STEM):							
1,250.00	0.00	1,250.00	0.00	0.00	1,250.00	0.00	100.00

*** NOTE!! ONLY ACTIVE ACCOUNTS HAVE BEEN SELECTED, TOTALS MAY EXCLUDE AMOUNTS THAT ARE RELATED TO INACTIVE ACCOUNTS. ***

LEXINGTON LOCAL SCHOOLS
 Appropriation Account Summary
 SORTED BY FUND-SCC/ACCT

FYTD Appropriated	Prior FY Carryover Encumbrances	FYTD Expendable	FYTD Actual Expenditures	NTD Actual Expenditures	Current + Future Encumbrances	FYTD Remaining Balance	FYTD Percent Exp/Enc
*****TOTAL FOR FUND-SCC 019 9224 (RICH CO FOUND-STEM SNAP CIRCUITS):							
1,478.21	0.00	1,478.21	1,411.85	0.00	0.00	66.36	95.51
*****TOTAL FOR FUND-SCC 019 9301 (RICH CO FOUND/SECD ROBOTICS GRANT (HEIMANN)):							
31.72	0.00	31.72	0.00	0.00	0.00	31.72	0.00
*****TOTAL FOR FUND-SCC 019 9302 (RICH CO RETIRED TEACHERS ASSOC):							
150.00	0.00	150.00	0.00	0.00	0.00	150.00	0.00
*****TOTAL FOR FUND-SCC 022 9601 (OHSAA TOURNAMENT AGENCY FUND):							
19,628.00	0.00	19,628.00	125.00	125.00	17,875.00	1,628.00	91.71
*****TOTAL FOR FUND-SCC 024 0000 (EMPLOYEE BENEFITS FUND FOR MEDICAL/DENTAL):							
5,096,545.00	0.00	5,096,545.00	2,002,718.95	483,422.95	22,000.00	3,071,826.05	39.73
*****TOTAL FOR FUND-SCC 034 0000 (OFCC PROJECT MAINTENANCE FUND):							
5,000.00	0.00	5,000.00	1,310.36	0.00	0.00	3,689.64	26.21
*****TOTAL FOR FUND-SCC 200 9101 (HIGH SCHOOL ART CLUB):							
651.46	0.00	651.46	0.00	0.00	0.00	651.46	0.00
*****TOTAL FOR FUND-SCC 200 9102 (HIGH SCHOOL DRAMA CLUB):							
20,000.00	4,599.04	24,599.04	0.00	0.00	4,599.04	20,000.00	18.70
*****TOTAL FOR FUND-SCC 200 9103 (HIGH SCHOOL MATH CLUB):							
52.70	0.00	52.70	0.00	0.00	0.00	52.70	0.00
*****TOTAL FOR FUND-SCC 200 9104 (HIGH SCHOOL LEADERSHIP COUNCIL):							
697.11	0.00	697.11	0.00	0.00	0.00	697.11	0.00

*** NOTE!! ONLY ACTIVE ACCOUNTS HAVE BEEN SELECTED, TOTALS MAY EXCLUDE AMOUNTS THAT ARE RELATED TO INACTIVE ACCOUNTS. ***

LEXINGTON LOCAL SCHOOLS
 Appropriation Account Summary
 SORTED BY FUND-SCC/ACCT

FYTD Appropriated	Prior FY Carryover Encumbrances	FYTD Expendable	FYTD Actual Expenditures	MTD Actual Expenditures	Current + Future Encumbrances	FYTD Remaining Balance	FYTD Percent Exp/Enc
*****TOTAL FOR FUND-SCC 200 9105 (HIGH SCHOOL FRENCH CLUB):							
379.75	0.00	379.75	0.00	0.00	0.00	379.75	0.00
*****TOTAL FOR FUND-SCC 200 9107 (HIGH SCHOOL SPANISH CLUB):							
718.50	0.00	718.50	0.00	0.00	0.00	718.50	0.00
*****TOTAL FOR FUND-SCC 200 9108 (HIGH SCHOOL LEO CLUB):							
1,000.00	518.13	1,518.13	0.00	0.00	518.13	1,000.00	34.13
*****TOTAL FOR FUND-SCC 200 9114 (HIGH SCHOOL STUDENT COUNCIL FUND):							
2,500.00	0.00	2,500.00	0.00	0.00	500.00	2,000.00	20.00
*****TOTAL FOR FUND-SCC 200 9115 (HIGH SCHOOL KEY CLUB):							
1,000.00	0.00	1,000.00	0.00	0.00	0.00	1,000.00	0.00
*****TOTAL FOR FUND-SCC 200 9116 (HIGH SCHOOL CHESS CLUB):							
321.00	0.00	321.00	0.00	0.00	0.00	321.00	0.00
*****TOTAL FOR FUND-SCC 200 9119 (HIGH SCHOOL YEARBOOK FUND):							
20,000.00	4,831.20	24,831.20	1,167.74	583.87	3,663.46	20,000.00	19.46
*****TOTAL FOR FUND-SCC 200 9120 (HIGH SCHOOL JOURNALISM FUND):							
250.00	0.00	250.00	0.00	0.00	0.00	250.00	0.00
*****TOTAL FOR FUND-SCC 200 9121 (HIGH SCHOOL NATIONAL HONOR SOCIETY):							
1,500.00	0.00	1,500.00	964.05	579.05	220.95	315.00	79.00
*****TOTAL FOR FUND-SCC 200 9201 (JUNIOR HIGH ART CLUB):							
616.33	0.00	616.33	0.00	0.00	0.00	616.33	0.00

*** NOTE!! ONLY ACTIVE ACCOUNTS HAVE BEEN SELECTED, TOTALS MAY EXCLUDE AMOUNTS THAT ARE RELATED TO INACTIVE ACCOUNTS. ***

Date: 11/03/20
 Time: 2:23 pm

LEXINGTON LOCAL SCHOOLS
 Appropriation Account Summary
 SORTED BY FUND-SCC/ACCT

Page: 6
 (APPSUM)

FYTD Appropriated	Prior FY Carryover Encumbrances	FYTD Expendable	FYTD Actual Expenditures	MTD Actual Expenditures	Current + Future Encumbrances	FYTD Remaining Balance	FYTD Percent Exp/Enc
*****TOTAL FOR FUND-SCC 200 9204 (JUNIOR HIGH STUDENT COUNCIL FUND):							
1,500.00	0.00	1,500.00	0.00	0.00	0.00	1,500.00	0.00
*****TOTAL FOR FUND-SCC 200 9205 (JUNIOR HIGH LIBRARY CLUB):							
77.65	0.00	77.65	0.00	0.00	0.00	77.65	0.00
*****TOTAL FOR FUND-SCC 200 9301 (EASTERN ELEMENTARY STUDENT ACTIVITY FUND):							
2,000.00	0.00	2,000.00	0.00	0.00	0.00	2,000.00	0.00
*****TOTAL FOR FUND-SCC 200 9302 (EASTERN ELEMENTARY ROBOTICS FUND):							
1,425.16	0.00	1,425.16	0.00	0.00	0.00	1,425.16	0.00
*****TOTAL FOR FUND-SCC 200 9611 (HIGH SCHOOL INFORMED TEENS FUND):							
903.63	0.00	903.63	0.00	0.00	0.00	903.63	0.00
*****TOTAL FOR FUND-SCC 200 9612 (JUNIOR HIGH INFORMED TEENS FUND):							
1,544.18	0.00	1,544.18	0.00	0.00	0.00	1,544.18	0.00
*****TOTAL FOR FUND-SCC 300 9115 (JAZZ BAND):							
1,000.00	0.00	1,000.00	0.00	0.00	0.00	1,000.00	0.00
*****TOTAL FOR FUND-SCC 300 9116 (CHOIR):							
1,584.95	0.00	1,584.95	0.00	0.00	0.00	1,584.95	0.00
*****TOTAL FOR FUND-SCC 300 9206 (JUNIOR HIGH PHYS ED DEPARTMENT FUND):							
3,000.00	0.00	3,000.00	139.00	0.00	1,200.00	1,661.00	44.63
*****TOTAL FOR FUND-SCC 300 9210 (JR HIGH INSTRUMENTAL):							
41.03	0.00	41.03	0.00	0.00	0.00	41.03	0.00

*** NOTE!! ONLY ACTIVE ACCOUNTS HAVE BEEN SELECTED, TOTALS MAY EXCLUDE AMOUNTS THAT ARE RELATED TO INACTIVE ACCOUNTS. ***

42

Date: 11/03/20
 Time: 2:23 pm

LEXINGTON LOCAL SCHOOLS
 Appropriation Account Summary
 SORTED BY FUND-ACC/ACCT

Page: 7
 (APPSUM)

FYTD Appropriated	Prior FY Carryover Encumbrances	FYTD Expendable	FYTD Actual Expenditures	MTD Actual Expenditures	Current + Future Encumbrances	FYTD Remaining Balance	FYTD Percent Exp/Enc
*****TOTAL FOR FUND-ACC 300 9600 (ATHLETIC FUND):							
198,700.00	2,209.18	200,909.18	74,918.26	13,791.31	78,418.77	47,572.15	76.32
*****TOTAL FOR FUND-ACC 300 9601 (ATHLETIC CAPITAL FUND):							
45,000.00	0.00	45,000.00	0.00	0.00	12,000.00	33,000.00	26.67
*****TOTAL FOR FUND-ACC 300 9602 (ORCHESTRA):							
63.22	0.00	63.22	0.00	0.00	0.00	63.22	0.00
*****TOTAL FOR FUND-ACC 300 9603 (ELEMENTARY MUSIC):							
1,572.09	0.00	1,572.09	0.00	0.00	0.00	1,572.09	0.00
*****TOTAL FOR FUND-ACC 300 9605 (BAND):							
232.95	0.00	232.95	0.00	0.00	0.00	232.95	0.00
*****TOTAL FOR FUND-ACC 451 9021 (Network Connectivity FY 2021):							
9,000.00	0.00	9,000.00	0.00	0.00	9,000.00	0.00	100.00
*****TOTAL FOR FUND-ACC 467 0000 (STUDENT WELLNESS AND SUCCESS FUND):							
313,958.80	19,964.28	333,923.08	83,423.19	46,166.30	19,850.80	230,649.09	30.93
*****TOTAL FOR FUND-ACC 499 9021 (SCHOOL SAFETY GRANT FY21):							
10,500.00	0.00	10,500.00	0.00	0.00	0.00	10,500.00	0.00
*****TOTAL FOR FUND-ACC 499 9121 (SCHOOL BUS PURCHASE PROGRAM):							
42,925.71	0.00	42,925.71	0.00	0.00	42,925.71	0.00	100.00
*****TOTAL FOR FUND-ACC 507 9021 (ESSER FUNDING FY21):							
23,763.52	0.00	23,763.52	8,045.93	0.00	0.00	15,717.59	33.86

*** NOTE!! ONLY ACTIVE ACCOUNTS HAVE BEEN SELECTED, TOTALS MAY EXCLUDE AMOUNTS THAT ARE RELATED TO INACTIVE ACCOUNTS. ***

LEXINGTON LOCAL SCHOOLS
Appropriation Account Summary
SORTED BY FUND-SCC/ACCT

FYTD Appropriated	Prior FY Carryover Encumbrances	FYTD Expendable	FYTD Actual Expenditures	MTD Actual Expenditures	Current + Future Encumbrances	FYTD Remaining Balance	FYTD Percent Exp/Enc
*****TOTAL FOR FUND-SCC 510 9021 (CRF FUNDING FY21):							
118,824.75	0.00	118,824.75	118,824.75	92,861.61	0.00	0.00	100.00
*****TOTAL FOR FUND-SCC 516 9020 (IDEA-B SPECIAL EDUCATION FY20):							
7,325.13	14,133.53	21,458.66	7,325.13	0.00	13,934.94	198.59	99.07
*****TOTAL FOR FUND-SCC 516 9021 (IDEA-B SPECIAL EDUCATION FY21):							
571,356.91	0.00	571,356.91	83,576.79	51,388.06	339,030.39	148,749.74	73.97
*****TOTAL FOR FUND-SCC 572 9020 (TITLE I FY20):							
15,578.12	1,187.16	16,765.28	10,438.50	0.00	900.00	5,426.78	67.63
*****TOTAL FOR FUND-SCC 572 9021 (TITLE I FY21):							
262,800.22	0.00	262,800.22	55,940.73	37,242.06	1,690.81	205,168.68	21.93
*****TOTAL FOR FUND-SCC 587 9020 (EARLY CHILDHOOD SPECIAL EDUCATION IDEA FY20):							
0.00	60.00	60.00	0.00	0.00	60.00	0.00	100.00
*****TOTAL FOR FUND-SCC 587 9021 (EARLY CHILDHOOD SPECIAL EDUCATION IDEA FY21):							
15,062.45	0.00	15,062.45	2,180.80	1,817.80	10,490.32	2,391.33	84.12
*****TOTAL FOR FUND-SCC 590 9021 (TITLE II-A IMPROVING TEACHER QUALITY FY21):							
52,936.51	0.00	52,936.51	15,787.64	7,893.82	0.00	37,148.87	29.82
*****TOTAL FOR FUND-SCC 599 9020 (TITLE IV FY20):							
2,940.00	600.00	3,540.00	0.00	0.00	3,540.00	0.00	100.00
*****TOTAL FOR FUND-SCC 599 9021 (TITLE IV FY21):							
26,598.07	0.00	26,598.07	20,000.00	0.00	34.95	6,563.12	75.32

*** NOTE!! ONLY ACTIVE ACCOUNTS HAVE BEEN SELECTED, TOTALS MAY EXCLUDE AMOUNTS THAT ARE RELATED TO INACTIVE ACCOUNTS. ***

Date: 11/03/20
Time: 2:23 pm

LEXINGTON LOCAL SCHOOLS
Appropriation Account Summary
SORTED BY FUND-SCC/ACCT

Page: 9
(APPBUM)

FYTD Appropriated	Prior FY Carryover Encumbrances	FYTD Expendable	FYTD Actual Expenditures	NTD Actual Expenditures	Current + Future Encumbrances	FYTD Remaining Balance	FYTD Percent Exp/Enc
*****TOTAL FOR FUND-SCC 599 9921 (RICHLAND COUNTY MOBILE HOT SPOT GRANT):							
0.00	0.00	0.00	0.00	0.00	20,800.00	20,800.00-	0.00
=====							
*****GRAND TOTALS:							
92,584,279.49	3,249,556.53	95,833,836.02	16,234,773.15	3,830,205.04	10,030,456.98	69,568,605.89	27.41
=====							

*** NOTE!! ONLY ACTIVE ACCOUNTS HAVE BEEN SELECTED, TOTALS MAY EXCLUDE AMOUNTS THAT ARE RELATED TO INACTIVE ACCOUNTS. ***